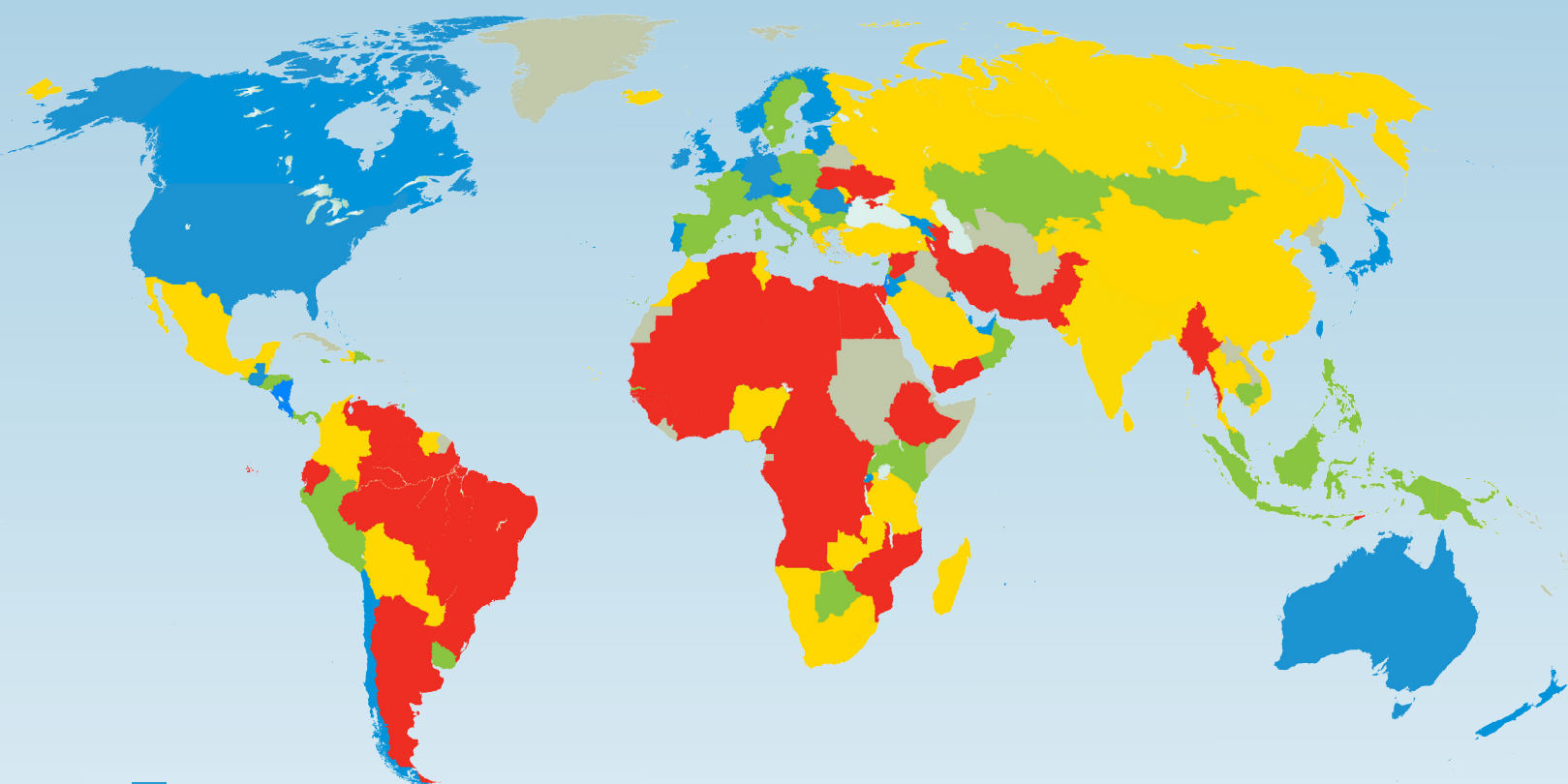


Economic Freedom of the World

2015
Annual Report



**James Gwartney,
Robert Lawson,
& Joshua Hall**

with the assistance of Ryan Murphy

with Hans Pitlik, Dulce M. Redín
& Martin Rode

Economic Freedom of the World

2015 Annual Report

James Gwartney
Florida State University

Robert Lawson
Southern Methodist University

Joshua Hall
West Virginia University

with the assistance of

Ryan Murphy
Southern Methodist University

with

Hans Pitlik
*Austrian Institute
of Economic Research*

Dulce M. Redín
University of Navarra

Martin Rode
University of Navarra

2015

Copyright ©2015 by the Fraser Institute. All rights reserved. No part of this book may be reproduced in any manner whatsoever without written permission except in the case of brief quotations embodied in critical articles and reviews.

The authors of this book have worked independently and opinions expressed by them are, therefore, their own and do not necessarily reflect the opinions of the supporters, directors, or staff of the Fraser Institute. This publication in no way implies that the Fraser Institute, its directors, or staff are in favor of, or oppose the passage of, any bill; or that they support or oppose any particular political party or candidate.

Published in cooperation with the Economic Freedom Network
Cover design by Bill Ray
Printed and bound in Canada

Data available to researchers

The full data set, including all of the data published in this report as well as data omitted due to limited space, can be downloaded for free at <<http://www.freetheworld.com>>. The data file available there contains the most up-to-date and accurate data for the Economic Freedom of the World index. Some variable names and data sources have evolved over the years since the first publication in 1996; users should consult earlier editions of *Economic Freedom of the World* for details regarding sources and descriptions for those years. All editions of the report are available in PDF and can be downloaded for free from <<http://www.freetheworld.com>>. However, users are always strongly encouraged to use the data from this most recent data file as updates and corrections, even to earlier years' data, do occur. Users doing long-term or longitudinal studies are encouraged to use the chain-linked index as it is the most consistent through time. If you have difficulty downloading the data, please contact Fred McMahon via e-mail to <freetheworld@fraserinstitute.org>. If you have technical questions about the data itself, please contact Joshua Hall <joshua.c.hall@gmail.com> or Robert Lawson <robert.a.lawson@gmail.com>.

Please cite the data in your bibliography as:

Authors: James Gwartney, Robert Lawson, and Joshua Hall

Title: 2015 Economic Freedom Dataset, published in *Economic Freedom of the World: 2015 Annual Report*

Publisher: Fraser Institute

Year: 2015

URL: <http://www.freetheworld.com/datasets_efw.html>

Cite this publication

Authors: James Gwartney, Robert Lawson, and Joshua Hall

Title: *Economic Freedom of the World: 2015 Annual Report*

Publisher: Fraser Institute

Date of publication: 2015

Digital copy available from <www.fraserinstitute.org> and <www.freetheworld.com>

Publishing history

See page 244 for a list of all volumes of *Economic Freedom of the World* and associated publications.

Cataloguing Information

Gwartney, James D.

Economic freedom of the world ... annual report / James D. Gwartney.

Annual.

Description based on: 1997

2015 issue by James Gwartney, Robert Lawson, and Joshua Hall, with the assistance of Ryan Murphy, and with Hans Pitlik, Dulce M. Redín, and Martin Rode.

Issued also online.

ISSN 1482-471X; ISBN 978-0-88975-363-1 (2015 edition).

1. Economic history--1990- --Periodicals. 2. Economic indicators--Periodicals.

I. Fraser Institute (Vancouver, B.C.) II. Title

Table of Contents

<i>Executive Summary</i>	/	v
<i>Chapter 1 Economic Freedom of the World in 2013</i>	/	1
<i>Chapter 2 Country Data Tables</i>	/	27
<i>Chapter 3 Economic Freedom, Individual Perceptions of Life Control, and Life Satisfaction</i>	/	185
<i>by Hans Pitlik, Dulce M. Redín, and Martin Rode</i>		
<i>Appendix Explanatory Notes and Data Sources</i>	/	203
<i>About the Authors</i>	/	217
<i>About the Contributors</i>	/	218
<i>Acknowledgments</i>	/	219
<i>The Economic Freedom Network</i>	/	220
<i>Publishing History</i>	/	244

Executive Summary

Economic Freedom of the World

The index published in *Economic Freedom of the World* measures the degree to which the policies and institutions of countries are supportive of economic freedom. The cornerstones of economic freedom are personal choice, voluntary exchange, freedom to enter markets and compete, and security of the person and privately owned property. Forty-two data points are used to construct a summary index and to measure the degree of economic freedom in five broad areas:

- 1 size of government: expenditures, taxes, and enterprises;
- 2 legal structure and security of property rights;
- 3 access to sound money;
- 4 freedom to trade internationally; and
- 5 regulation of credit, labor, and business.

Since our first publication in 1996, numerous studies have used the data published in *Economic Freedom of the World* to examine the impact of economic freedom on investment, economic growth, income levels, and poverty rates. Virtually without exception, these studies have found that countries with institutions and policies more consistent with economic freedom have higher investment rates, more rapid economic growth, higher income levels, and a more rapid reduction in poverty rates.¹

The EFW index now ranks 157 countries and territories. The nations added this year are: Bhutan, Guinea, Libya, and the Seychelles. Data are available for just over 100 nations and territories back to 1980, and many back to 1970.² This data set makes it possible for scholars to analyze the impact of both cross-country differences in economic freedom and changes in that freedom across four decades.

1 For a review of these studies, see: Hall, Joshua, and Robert Lawson (2014). *Economic Freedom of the World: An Accounting of the Literature*. *Contemporary Economic Policy*. <<http://onlinelibrary.wiley.com/doi/10.1111/coep.12010/abstract>>.

2 A comprehensive data set is available at <www.freetheworld.com>.

Economic freedom around the world

Average chain-linked rating

The average chain-linked economic freedom rating for the 102 countries with continuous ratings since 1980 has increased from 5.31 in 1980 to 5.77 in 1990 before jumping to 6.74 in 2000 and finally to 6.86 in 2013. The global average increased slightly this past year.

Top-rated countries

Hong Kong and Singapore, once again, occupy the top two positions. The other nations in the top 10 are New Zealand, Switzerland, United Arab Emirates, Mauritius, Jordan, Ireland, Canada, and the United Kingdom and Chile, tied for 10th.

Other major countries

The rankings of some other major countries are the United States (16th), Japan (26th), Germany (29th), South Korea (39th), Italy (68th), France (70th), Mexico (93st), Russia (99th), China (111th), India (114th), and Brazil (118th).

Lowest-rated countries

The 10 lowest-rated countries are: Angola, Zimbabwe, Central African Republic, Algeria, Argentina, Syria, Chad, Libya, the Republic of Congo, and, in last place, Venezuela.

Economic freedom and human progress

- Nations that are economically free out-perform non-free nations in indicators of well-being.
- Nations in the top quartile of economic freedom had an average per-capita GDP of \$38,601 in 2013, compared to \$6,986 for bottom quartile nations (2013, PPP constant 2011 US\$) (exhibit 1.6).
- In the top quartile, the average income of the poorest 10% was \$9,881, compared to \$1,629 in the bottom quartile in 2013 (2013 PPP constant 2011 US\$) (exhibit 1.9). Interestingly, the average income of the poorest 10% in the most economically free nations is about 50% greater than the overall average income in the least free nations.
- Life expectancy is 80.1 years in the top quartile compared to 63.1 years in the bottom quartile (exhibit 1.10).
- Political and civil liberties are considerably higher in economically free nations than in unfree nations (exhibit 1.11).

Chapter 1: Economic Freedom of the World in 2013

The authors of the report, James Gwartney, Robert Lawson, and Joshua Hall, provide an overview of the report and discuss why economic freedom is important. They also analyze the decline of economic freedom in the United States and its potential consequences. They note that the 7.73 US chain-linked score in 2013 was more than 0.9 units lower than the 2000 rating. This decline in economic freedom

is more than three times greater than the average decline in the OECD. It could cut the US historic growth rate of 3% by half. The decline in US scores has been concentrated in Area 4: Freedom to Trade Internationally, Area 5: Regulation, and Area 2: Legal System and Protection of Property Rights, where there has been a particularly large and alarming decline. Likely culprits are increased use of eminent domain to transfer property to powerful political interests, the ramifications of the wars on terrorism and drugs, and the violation of the property rights of bondholders in the auto-bailout case.

Chapter 2: Country Data Tables

The chapter provides detailed historical information for each of the 157 countries and territories in the index.

Chapter 3: Economic Freedom, Individual Perceptions of Life Control, and Life Satisfaction

by Hans Pitlik, Dulce M. Redín, and Martin Rode.

Happiness economics has shown that the degree to which people feel they are in control of their lives positively correlates with personal life satisfaction. In a parallel manner, economic freedom has been found to exert an independent impact on life satisfaction over and above the impact on per-capita income levels and other indicators of material well-being. In this chapter, the authors put both of these strands together and establish that economic freedom exerts a strong and persistent impact on both individual life control and life satisfaction. Employing data from the World Values Survey and the European Values Study, their findings show that living in a country with high overall economic freedom is a major determinant of perceived personal control over one's life. Thus, the authors show that economic freedom has a direct positive influence on life satisfaction and also influences individual happiness by providing people with more control over their own lives.

Chapter 1 Economic Freedom of the World in 2013

Nearly three decades have now passed since Milton and Rose Friedman joined Michael Walker and the Fraser Institute as the hosts of the initial conference designed to define and develop a measure of economic freedom. Six conferences focusing on this issue were held between 1986 and 1994. The index published in *Economic Freedom of the World* (EFW) was an outgrowth of this series of conferences. Approximately 60 scholars assisted with the development of the index, and dozens of others have contributed following the 1996 publication of the *Economic Freedom of the World: 1975–1995* and the establishment of the Economic Freedom Network (Gwartney, Lawson, and Block, 1996).

During the two decades following the initial EFW report, academic interest in the impact of economic and political institutions on the performance of economies grew rapidly. There was a virtual explosion of scholarly literature in this area that is now known as the New Institutional Economics. We are delighted that the EFW measure has been widely used by scholars seeking to identify how economic institutions, along with other factors, influence various indicators of performance and quality of life.

As work was going forward on the EFW project, Milton Friedman often reminded participants that our goal was to develop an accurate measure of economic freedom that would move the discussion from emotionally charged statements to scholarly research. At least to a modest degree, this has been the case. The EFW data have been used in nearly 500 scholarly articles to address a wide variety of issues. We are particularly proud of the fact that it has played a role in shifting the focus of scholarly research from subjective statements about what people think toward objective research examining the impact of economic freedom and other factors on various economic indicators.

The concept of economic freedom

The cornerstones of economic freedom are (1) personal choice, (2) voluntary exchange coordinated by markets, (3) freedom to enter and compete in markets, and (4) protection of persons and their property from aggression by others. Economic freedom is present when individuals are permitted to choose for themselves and engage in voluntary transactions as long as they do not harm the person or property of others. Individuals have a right to their own time, talents, and resources, but they do not have a right to take things from others or demand

that others provide things for them. The use of violence, theft, fraud, and physical invasions are not permissible in an economically free society, but otherwise, individuals are free to choose, trade, and cooperate with others, and compete as they see fit.

In an economically free society, the primary role of government is to protect individuals and their property from aggression by others. The EFW index is designed to measure the extent to which the institutions and policies of a nation are consistent with this protective function. Put another way, the EFW measure is an effort to identify how closely the institutions and policies of a country correspond with a limited government ideal, where the government protects property rights and arranges for the provision of a limited set of “public goods” such as national defense and access to money of sound value, but little beyond these core functions. In order to receive a high EFW rating, a country must provide secure protection of privately owned property, even-handed enforcement of contracts, and a stable monetary environment. It also must keep taxes low, refrain from creating barriers to both domestic and international trade, and rely more fully on markets rather than government spending and regulation to allocate goods and resources. In many ways, a country’s EFW summary rating is a measure of how closely its institutions and policies compare with the idealized structure implied by standard textbook analysis of microeconomics.

The *Economic Freedom of the World* index for 2013

Accurate measurement of economic freedom has always been the sole objective of the *Economic Freedom of the World* project. In recent years, social scientists have focused on identification and measurement of the impact of economic, political, legal, and cultural factors on the growth and development of economies. The EFW data set provides the most comprehensive measure of the degree to which countries rely on voluntary exchange and market institutions to allocate resources. A quality measure of differences in economic freedom across countries and over time is essential for the ongoing scholarly research in this important area.

The EFW index now covers 157 countries with data available for approximately 100 countries back to 1980. This data set enables scholars to analyze the impact of both cross-country differences in economic freedom and changes in that freedom across a time frame of more than three decades. The EFW measure will also help scholars examine the contribution of economic institutions more thoroughly and better disentangle it from political, climatic, locational, cultural, and historical factors as determinants of growth and development.

The construction of the index published in *Economic Freedom of the World* is based on three important methodological principles. First, objective components are always preferred to those that involve surveys or value judgments. Given the multi-dimensional nature of economic freedom and the importance of legal and regulatory elements, it is sometimes necessary to use data based on surveys, expert panels, and generic case studies. To the fullest extent possible, however, the index uses objective components. Second, the data used to construct the index ratings are from external sources such as the International Monetary Fund, World Bank, and World Economic Forum that provide data for a large number of countries. Data provided directly from a source within a country are rarely used. Importantly, the value

judgments of the authors or others in the Economic Freedom Network are never used to alter the raw data or the rating of any country. Third, transparency is present throughout. The report provides information about the data sources, the methodology used to transform raw data into component ratings, and how the component ratings are used to construct both the area and summary ratings. Methodological details can be found in the Appendix: Explanatory Notes and Data Sources of this report. The entire data set used in the construction of the index is freely available to researchers at <freetheworld.com>.

Structure of the EFW index

Exhibit 1.1 indicates the structure of the EFW index. The index measures the degree of economic freedom present in five major areas: [1] Size of Government; [2] Legal System and Security of Property Rights; [3] Sound Money; [4] Freedom to Trade Internationally; [5] Regulation.

Within the five major areas, there are 24 components in the index. Many of those components are themselves made up of several sub-components. In total, the index comprises 42 distinct variables. Each component and sub-component is placed on a scale from 0 to 10 that reflects the distribution of the underlying data. When sub-components are present, the sub-component ratings are averaged to derive the component rating. The component ratings within each area are then averaged to derive ratings for each of the five areas. In turn, the five area ratings are averaged to derive the summary rating for each country. The following section provides an overview of the five major areas.

1 *Size of Government*

The four components of Area 1 indicate the extent to which countries rely on the political process to allocate resources and goods and services. When government spending increases relative to spending by individuals, households, and businesses, government decision-making is substituted for personal choice and economic freedom is reduced. The first two components address this issue. Government consumption as a share of total consumption (1A) and transfers and subsidies as a share of GDP (1B) are indicators of the size of government. When government consumption is a larger share of the total, political choice is substituted for personal choice. Similarly, when governments tax some people in order to provide transfers to others, they reduce the freedom of individuals to keep what they earn.

The third component (1C) in this area measures the extent to which countries use private investment and enterprises rather than government investment and firms to direct resources. Governments and state-owned enterprises play by rules that are different from those to which private enterprises are subject. They are not dependent on consumers for their revenue or on investors for capital. They often operate in protected markets. Thus, economic freedom is reduced as government enterprises produce a larger share of total output.

The fourth component (1D) is based on (1Di) the top marginal income tax rate and (1Dii) the top marginal income and payroll tax rate and the income threshold at which these rates begin to apply. These two sub-components are averaged to calculate the top marginal tax rate (1D). High marginal tax rates that apply at relatively low income levels are also indicative of reliance upon government. Such rates deny individuals the fruits of their labor. Thus, countries with high marginal tax rates and low income thresholds are rated lower.

Exhibit 1.1: Areas, Components, and Sub-components of the EFW Index

1. Size of Government

- | | |
|---|---|
| <ul style="list-style-type: none"> A. Government consumption B. Transfers and subsidies C. Government enterprises and investment | <ul style="list-style-type: none"> D. Top marginal tax rate <ul style="list-style-type: none"> (i) Top marginal income tax rate (ii) Top marginal income and payroll tax rate |
|---|---|

2. Legal System and Property Rights

- | | |
|---|---|
| <ul style="list-style-type: none"> A. Judicial independence B. Impartial courts C. Protection of property rights D. Military interference in rule of law and politics E. Integrity of the legal system | <ul style="list-style-type: none"> F. Legal enforcement of contracts G. Regulatory costs of the sale of real property H. Reliability of police I. Business costs of crime |
|---|---|

3. Sound Money

- | | |
|---|--|
| <ul style="list-style-type: none"> A. Money growth B. Standard deviation of inflation | <ul style="list-style-type: none"> C. Inflation: most recent year D. Freedom to own foreign currency bank accounts |
|---|--|

4. Freedom to Trade Internationally

- | | |
|--|---|
| <ul style="list-style-type: none"> A. Tariffs <ul style="list-style-type: none"> (i) Revenue from trade taxes (% of trade sector) (ii) Mean tariff rate (iii) Standard deviation of tariff rates B. Regulatory trade barriers <ul style="list-style-type: none"> (i) Non-tariff trade barriers (ii) Compliance costs of importing and exporting | <ul style="list-style-type: none"> C. Black-market exchange rates D. Controls of the movement of capital and people <ul style="list-style-type: none"> (i) Foreign ownership / investment restrictions (ii) Capital controls (iii) Freedom of foreigners to visit |
|--|---|

5. Regulation

- | | |
|--|---|
| <ul style="list-style-type: none"> A. Credit market regulations <ul style="list-style-type: none"> (i) Ownership of banks (ii) Private sector credit (iii) Interest rate controls / negative real interest rates B. Labor market regulations <ul style="list-style-type: none"> (i) Hiring regulations and minimum wage (ii) Hiring and firing regulations (iii) Centralized collective bargaining (iv) Hours regulations (v) Mandated cost of worker dismissal (vi) Conscription | <ul style="list-style-type: none"> C. Business regulations <ul style="list-style-type: none"> (i) Administrative requirements (ii) Bureaucracy costs (iii) Starting a business (iv) Extra payments / bribes / favoritism (v) Licensing restrictions (vi) Cost of tax compliance |
|--|---|

Taken together, the four components of Area 1 measure the degree to which a country relies on personal choice and markets rather than government budgets and political decision-making. Therefore, countries with low levels of government spending as a share of the total, a smaller government enterprise sector, and lower marginal tax rates earn the highest ratings in this area.

2 *Legal System and Property Rights*

Protection of persons and their rightfully acquired property is a central element of economic freedom and a civil society. Indeed, it is the most important function of government. Area 2 focuses on this issue. The key ingredients of a legal system consistent with economic freedom are rule of law, security of property rights, an independent and unbiased judiciary, and impartial and effective enforcement of the law. The nine components in this area are indicators of how effectively the protective functions of government are performed. These components are from three primary sources: the *International Country Risk Guide*, the *Global Competitiveness Report*, and the World Bank's *Doing Business* project.

Security of property rights, protected by the rule of law, provides the foundation for both economic freedom and the efficient operation of markets. Freedom to exchange, for example, is meaningless if individuals do not have secure rights to property, including the fruits of their labor. When individuals and businesses lack confidence that contracts will be enforced and the fruits of their productive efforts protected, their incentive to engage in productive activity is eroded. Perhaps more than any other area, this area is essential for the efficient allocation of resources. Countries with major deficiencies in this area are unlikely to prosper regardless of their policies in the other four areas.

3 *Sound Money*

Money oils the wheels of exchange. An absence of sound money undermines gains from trade. As Milton Friedman informed us long ago, inflation is a monetary phenomenon, caused by too much money chasing too few goods. High rates of monetary growth invariably lead to inflation. Similarly, when the rate of inflation increases, it also tends to become more volatile. High and volatile rates of inflation distort relative prices, alter the fundamental terms of long-term contracts, and make it virtually impossible for individuals and businesses to plan sensibly for the future. Sound money is essential to protect property rights and, thus, economic freedom. Inflation erodes the value of property held in monetary instruments. When governments finance their expenditures by creating money, they are, in effect, expropriating the property and violating the economic freedom of their citizens.

The important thing is that individuals have access to sound money: who provides it makes little difference. Thus, in addition to data on a country's rate of inflation and its government's monetary policy, it is important to consider how difficult it is to use alternative, more credible, currencies. If bankers can offer saving and checking accounts in other currencies or if citizens can open foreign bank accounts, then access to sound money is increased and economic freedom expanded.

There are four components to the EFW index in Area 3. All of them are objective and relatively easy to obtain and all have been included in the earlier editions of the index. The first three are designed to measure the consistency of monetary policy (or institutions) with long-term price stability. Component 3D is designed to measure the ease with which other currencies can be used via domestic and foreign

bank accounts. In order to earn a high rating in this area, a country must follow policies and adopt institutions that lead to low (and stable) rates of inflation and avoid regulations that limit the ability to use alternative currencies.

4 *Freedom to Trade Internationally*

In our modern world of high technology and low costs for communication and transportation, freedom of exchange across national boundaries is a key ingredient of economic freedom. Many goods and services are now either produced abroad or contain resources supplied from abroad. Voluntary exchange is a positive-sum activity: both trading partners gain and the pursuit of the gain provides the motivation for the exchange. Thus, freedom to trade internationally also contributes substantially to our modern living standards.

At the urging of protectionist critics and special-interest groups, virtually all countries adopt trade restrictions of various types. Tariffs and quotas are obvious examples of roadblocks that limit international trade. Because they reduce the convertibility of currencies, controls on the exchange rate also hinder international trade. The volume of trade is also reduced if the passage of goods through customs is onerous and time consuming. Sometimes these delays are the result of administrative inefficiency while in other instances they reflect the actions of corrupt officials seeking to extract bribes. In both cases, economic freedom is reduced.

The components in this area are designed to measure a wide variety of restraints that affect international exchange: tariffs, quotas, hidden administrative restraints, and controls on exchange rates and the movement of capital. In order to get a high rating in this area, a country must have low tariffs, easy clearance and efficient administration of customs, a freely convertible currency, and few controls on the movement of physical and human capital.

5 *Regulation*

When regulations restrict entry into markets and interfere with the freedom to engage in voluntary exchange, they reduce economic freedom. The fifth area of the index focuses on regulatory restraints that limit the freedom of exchange in credit, labor, and product markets. The first component (5A) reflects conditions in the domestic credit market. Sub-component 5Ai provides evidence on the extent to which the banking industry is privately owned. The final two sub-components indicate the extent to which credit is supplied to the private sector and whether controls on interest rates interfere with the market in credit. Countries that use a private banking system to allocate credit to private parties and refrain from controlling interest rates receive higher ratings for this regulatory component.

Many types of labor-market regulation infringe on the economic freedom of employees and employers. Among the more prominent are minimum wages, dismissal regulations, centralized wage setting, extension of union contracts to non-participating parties, and conscription. The labor-market component (5B) is designed to measure the extent to which these restraints upon economic freedom are present. In order to earn high marks in the component rating regulation of the labor market, a country must allow market forces to determine wages and establish the conditions of hiring and firing, and refrain from the use of conscription.

Like the regulation of credit and labor markets, the regulation of business activities (component 5C) inhibits economic freedom. The sub-components of 5C are

designed to identify the extent to which regulations and bureaucratic procedures restrain entry and reduce competition. In order to score high in this portion of the index, countries must allow markets to determine prices and refrain from regulatory activities that retard entry into business and increase the cost of producing products. They also must refrain from “playing favorites,” that is, from using their power to extract financial payments and reward some businesses at the expense of others.

Construction of Area and Summary ratings

Theory provides us with some direction regarding elements that should be included in the five areas and the summary index, but it does not indicate what weights should be attached to the components within the areas or among the areas in the construction of the summary index. It would be nice if these factors were independent of each other and a weight could be attached to each of them. In the past, we investigated several methods of weighting the various components, including principle component analysis and a survey of economists. We have also invited others to use their own weighting structure if they believe that it is preferable. Our experience indicates that the summary index is not very sensitive to alternative weighting methods.

Furthermore, there is reason to question whether the areas (and components) are independent or work together like the wheels, motor, transmission, driveshaft, and frame of a car. Just as these interconnected parts provide for the mobility of an automobile, it may be the combination of interrelated factors that brings about economic freedom. Which is more important for the mobility of an automobile: the motor, wheels, or transmission? The question cannot be easily answered because the parts work together. If any of these key parts break down, the car is immobile. Institutional quality may be much the same. If any of the key parts are absent, the overall effectiveness is undermined.

As the result of these two considerations, we organize the elements of the index in a manner that seems sensible to us but we make no attempt to weight the components in any special way when deriving either area or summary ratings. Of course, the component and sub-component data are available to researchers who would like to consider alternative weighting schemes and we encourage them to do so.

Summary Economic Freedom Ratings for 2013

Exhibits 1.2a and 1.2b present the summary economic freedom ratings, sorted from highest to lowest, for the 157 countries of this year’s report. These ratings are for 2013, the most recent year for which comprehensive data are available.

Hong Kong and Singapore, once again, occupy the top two positions. The other nations in the top 10 are New Zealand, Switzerland, United Arab Emirates, Mauritius, Jordan, Ireland, Canada, and the United Kingdom and Chile, tied for 10th. The rankings of some other major countries are Australia (12th), the United States (16th), Japan (26th), Germany (29th), South Korea (tied for 39th), Italy (tied for 68th), France (tied for 70th), Mexico (93rd), Russia (99th), China (tied for 111th), India (114th), and Brazil (tied for 118th). The 10 lowest-rated countries are: Angola, Zimbabwe, Central African Republic, Algeria, Argentina, Syria, Chad, Libya, Republic of Congo, and, lastly, Venezuela.

Exhibit 1.2a: Summary Economic Freedom Ratings for 2013, First and Second Quartiles

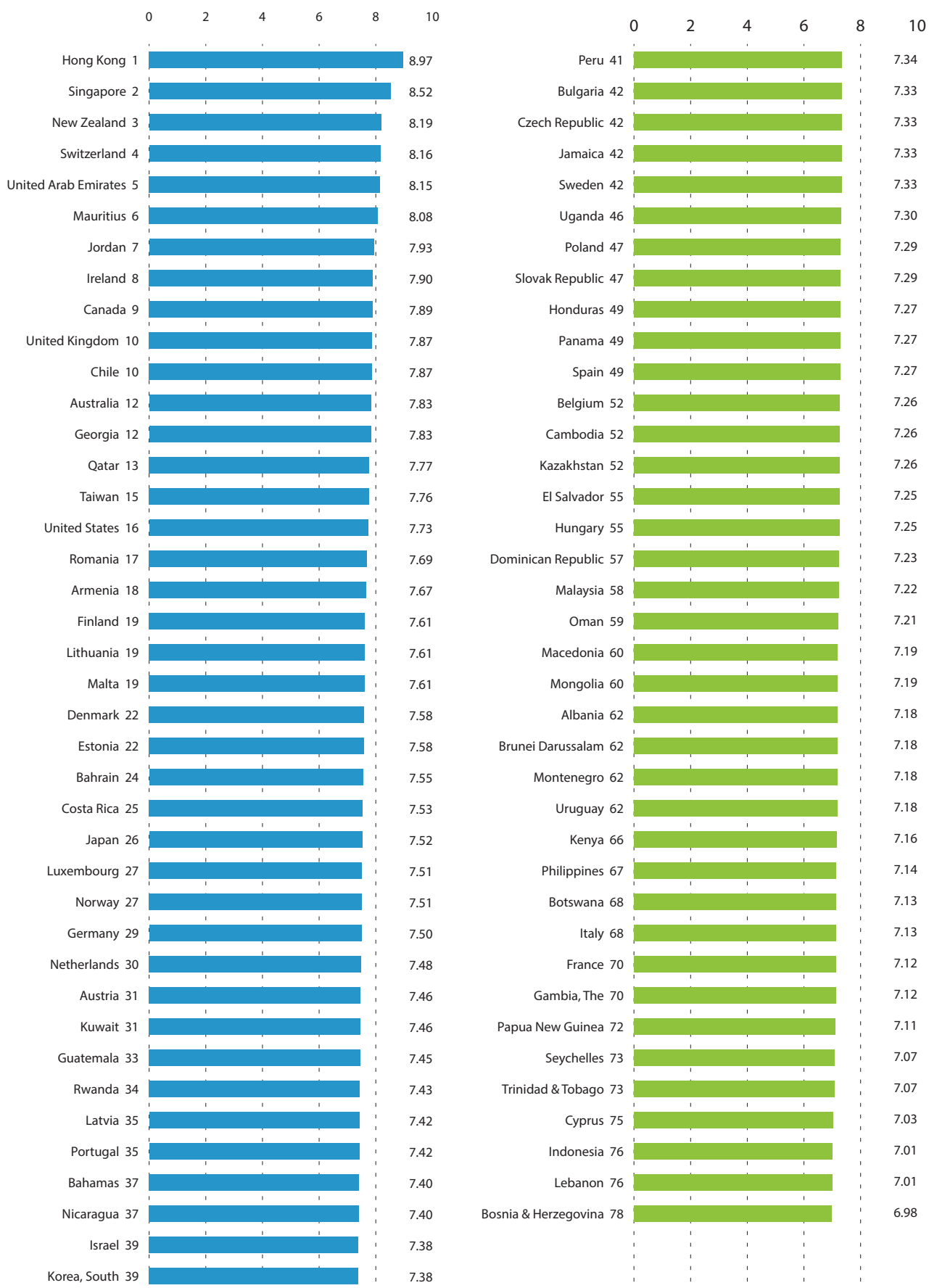


Exhibit 1.2b: Summary Economic Freedom Ratings for 2013, Third and Fourth Quartiles



The EFW index is calculated back to 1970 as the availability of data allows; see the Country Data Tables in chapter 2 or our website, <freetheworld.com>, for information from past years. Because some data for earlier years may have been updated or corrected, researchers are always encouraged to use the data from the most recent annual report to assure the most reliable figures.

Area Economic Freedom Ratings (and Rankings) for 2013

Exhibit 1.3 presents the ratings (and rankings) for each of the five areas of the index and for Components 5A, 5B, and 5C. A number of interesting patterns emerge from an analysis of these data. High-income industrial economies generally rank quite high for Legal System and Property Rights (Area 2), Sound Money (Area 3), and Freedom to Trade Internationally (Area 4). Their ratings were lower, however, for Size of Government (Area 1) and Regulation (Area 5). This was particularly true for western European countries.

On the other hand, a number of developing nations have a small fiscal size of government but rate low in other areas and, as a result, have a low overall rating. The lesson from this is clear: a small fiscal size of government is insufficient to ensure economic freedom. The institutions of economic freedom, such as the rule of law and property rights, as well as sound money, trade openness, and sensible regulation are also required.

Weakness in the rule of law and property rights is particularly pronounced in sub-Saharan Africa, among Islamic nations, and for several nations that were formerly part of the Soviet bloc, though several countries in the latter group have made impressive strides toward improvement. Many nations in Latin America and Southeast Asia also score poorly for rule of law and property rights. The nations that rank poorly in this category also tend to score poorly in the trade and regulation areas, even though several have reasonably sized governments and sound money.

The Chain-Linked Summary Index

Through time, the index has become more comprehensive and the available data more complete. As a result, the number and composition of the components for many countries varies across time. This presents a problem similar to that confronted when calculating GDP or a price index over time when we know that the underlying bundle of goods and services is changing from one year to another. In order to correct for this problem and assure comparability across time, we have done the same thing that statisticians analyzing national income do: we have chain-linked the data.

The base year for the chain-link index is 2000, and as a result the chain-link index is not available for any countries added since that year. Changes in a country's chain-linked index through time are based only on changes in components that were present in adjoining years. For example, the 2010 chain-linked rating is based on the 2009 rating but is adjusted based on the changes in the underlying data between 2009 and 2010 for those components that were present in both years. If the common components for a country in 2010 were the same as in 2009, then no adjustment was made to the country's 2010 summary rating. However, if the 2010

Exhibit 1.3: Area Economic Freedom Ratings (Rankings) for 2013

	Areas					Components of Area 5		
	1 Size of Government	2 Legal System and Property Rights	3 Sound Money	4 Freedom to Trade Internationally	5 Regulation	5A Credit market regulations	5B Labor market regulations	5C Business regulations
	Rating (Rank)	Rating (Rank)	Rating (Rank)	Rating (Rank)	Rating (Rank)	Rating (Rank)	Rating (Rank)	Rating (Rank)
Albania	7.8 (22)	4.7 (108)	9.7 (12)	7.4 (66)	6.2 (135)	7.0 (134)	5.5 (115)	6.3 (98)
Algeria	3.4 (156)	4.8 (99)	7.2 (110)	4.9 (151)	5.7 (146)	6.7 (138)	4.6 (137)	5.8 (131)
Angola	5.3 (127)	3.2 (148)	6.7 (135)	5.9 (139)	5.7 (148)	8.7 (78)	2.6 (156)	5.6 (138)
Argentina	6.1 (96)	4.0 (135)	6.3 (144)	3.8 (156)	5.8 (143)	7.5 (124)	4.9 (131)	5.1 (150)
Armenia	7.9 (19)	5.6 (70)	9.2 (51)	8.1 (15)	7.6 (51)	9.5 (37)	6.4 (87)	6.8 (40)
Australia	6.7 (68)	7.9 (15)	9.2 (47)	7.6 (55)	7.8 (37)	9.5 (30)	7.0 (62)	6.7 (44)
Austria	4.9 (139)	8.0 (10)	9.6 (17)	7.7 (43)	7.2 (76)	9.1 (61)	6.1 (95)	6.3 (94)
Azerbaijan	5.0 (133)	5.9 (56)	6.8 (132)	6.9 (99)	7.1 (82)	8.0 (107)	6.3 (88)	6.8 (39)
Bahamas	8.1 (14)	6.7 (34)	7.1 (111)	6.5 (120)	8.6 (3)	8.7 (79)	8.4 (12)	8.8
Bahrain	6.7 (69)	6.3 (45)	8.7 (68)	7.7 (42)	8.4 (8)	9.5 (34)	8.3 (15)	7.4 (19)
Bangladesh	8.9 (2)	3.0 (149)	6.8 (133)	6.6 (118)	6.9 (91)	7.9 (114)	7.2 (56)	5.7 (136)
Barbados	6.9 (60)	6.4 (40)	7.0 (122)	7.4 (69)	6.5 (127)	6.0 (147)	7.2 (55)	6.2 (108)
Belgium	3.9 (153)	7.1 (24)	9.8 (6)	7.9 (28)	7.6 (47)	9.5 (35)	7.0 (60)	6.2 (100)
Belize	7.1 (52)	4.6 (111)	7.0 (116)	6.4 (126)	8.1 (18)	9.9 (10)	7.9 (26)	6.4 (70)
Benin	6.2 (94)	4.2 (125)	7.1 (114)	5.8 (141)	7.0 (84)	9.3 (41)	5.7 (108)	6.1 (119)
Bhutan	6.6 (73)	6.6 (35)	6.9 (127)	6.5 (119)	7.7 (42)	7.2 (127)	8.6 (8)	7.1 (29)
Bolivia	6.3 (89)	4.5 (113)	8.4 (76)	7.4 (71)	6.0 (142)	9.0 (67)	4.5 (144)	4.6 (153)
Bosnia & Herzegovina	5.3 (128)	5.8 (60)	8.6 (71)	7.5 (62)	7.7 (40)	9.5 (36)	7.2 (57)	6.3 (87)
Botswana	6.5 (80)	6.0 (54)	8.4 (78)	6.8 (106)	7.9 (23)	9.3 (41)	7.6 (38)	6.8 (41)
Brazil	6.8 (66)	4.9 (97)	8.1 (87)	6.9 (97)	5.0 (155)	6.9 (135)	4.4 (147)	3.6 (155)
Brunei Darussalam	5.0 (136)	6.6 (36)	8.2 (84)	7.6 (53)	8.6 (6)	9.7 (18)	8.9 (4)	7.1 (27)
Bulgaria	6.9 (61)	4.9 (94)	9.4 (36)	7.6 (46)	7.8 (33)	9.7 (16)	7.4 (49)	6.3 (95)
Burkina Faso	5.7 (118)	3.9 (137)	7.0 (119)	6.5 (124)	7.5 (58)	8.7 (81)	7.3 (51)	6.3 (85)
Burundi	4.4 (149)	3.4 (143)	7.9 (96)	5.9 (138)	7.6 (49)	8.3 (89)	7.7 (32)	6.7 (54)
Cambodia	7.9 (20)	4.1 (128)	9.5 (34)	7.9 (27)	6.9 (90)	8.0 (106)	7.6 (41)	5.2 (148)
Cameroon	8.0 (15)	4.1 (132)	7.0 (120)	6.0 (136)	6.7 (110)	7.1 (130)	7.3 (54)	5.6 (140)
Canada	6.1 (99)	8.0 (11)	9.5 (33)	7.5 (58)	8.3 (9)	10.0	8.4 (13)	6.6 (62)
Cape Verde	6.3 (88)	5.9 (57)	8.6 (73)	7.3 (79)	6.8 (105)	8.9 (73)	4.3 (149)	7.1 (30)
Central African Rep.	7.5 (38)	2.1 (156)	6.9 (126)	4.6 (154)	5.4 (150)	7.9 (115)	2.8 (155)	5.7 (134)
Chad	6.0 (107)	2.8 (150)	6.2 (146)	5.1 (150)	5.7 (147)	6.6 (141)	5.9 (98)	4.5 (154)
Chile	8.0 (16)	7.0 (27)	9.0 (57)	8.1 (12)	7.2 (71)	9.2 (52)	5.5 (117)	6.9 (37)
China	5.0 (135)	5.9 (59)	8.3 (81)	6.7 (109)	6.4 (132)	7.2 (129)	5.6 (110)	6.3 (92)
Colombia	6.0 (105)	4.1 (127)	8.1 (88)	7.4 (76)	7.2 (74)	9.2 (56)	5.9 (100)	6.4 (77)
Congo, Dem. Rep.	6.1 (103)	2.3 (155)	8.1 (89)	5.2 (148)	6.5 (122)	6.3 (143)	5.7 (109)	7.6 (10)
Congo, Republic of	4.3 (150)	2.8 (152)	5.0 (155)	5.3 (145)	6.2 (137)	6.2 (146)	6.2 (91)	6.3 (91)
Costa Rica	7.6 (34)	6.2 (46)	9.3 (43)	7.9 (22)	6.6 (118)	6.9 (136)	6.1 (92)	6.7 (48)

Ratings are shown rounded to the nearest tenth of a point, but the rankings are based on the unrounded ratings.

Exhibit 1.3 (continued): Area Economic Freedom Ratings (Rankings) for 2013

	Areas					Components of Area 5		
	1 Size of Government	2 Legal System and Property Rights	3 Sound Money	4 Freedom to Trade Internationally	5 Regulation	5A Credit market regulations	5B Labor market regulations	5C Business regulations
	Rating (Rank)	Rating (Rank)	Rating (Rank)	Rating (Rank)	Rating (Rank)	Rating (Rank)	Rating (Rank)	Rating (Rank)
Côte d'Ivoire	6.1 (101)	4.3 (121)	6.9 (129)	6.3 (128)	6.6 (121)	8.2 (94)	5.1 (128)	6.3 (90)
Croatia	4.8 (141)	5.7 (67)	9.3 (46)	7.5 (61)	7.2 (69)	9.1 (65)	6.6 (77)	6.0 (125)
Cyprus	7.0 (55)	6.4 (41)	7.3 (108)	7.5 (59)	7.0 (87)	8.4 (87)	6.1 (94)	6.4 (79)
Czech Republic	5.8 (112)	6.1 (51)	9.5 (29)	7.6 (57)	7.7 (38)	9.6 (28)	8.1 (19)	5.5 (142)
Denmark	3.8 (154)	8.1 (8)	9.8 (7)	8.2 (10)	8.1 (17)	9.9 (11)	7.3 (52)	7.1 (31)
Dominican Republic	7.9 (18)	4.4 (118)	9.5 (28)	7.7 (40)	6.6 (112)	7.3 (126)	6.4 (86)	6.2 (103)
Ecuador	5.2 (129)	4.5 (114)	6.8 (131)	7.1 (86)	6.4 (130)	9.3 (51)	4.3 (148)	5.6 (139)
Egypt	6.9 (58)	4.2 (123)	8.9 (62)	6.5 (125)	5.2 (154)	4.0 (155)	5.0 (129)	6.4 (69)
El Salvador	8.4 (11)	4.4 (117)	9.5 (27)	7.4 (65)	6.5 (125)	7.5 (122)	5.6 (111)	6.4 (80)
Estonia	5.9 (108)	7.3 (22)	8.7 (66)	8.1 (13)	7.9 (29)	10.0 (9)	6.3 (89)	7.4 (16)
Ethiopia	6.7 (70)	5.0 (92)	5.2 (154)	5.3 (147)	6.3 (133)	5.2 (151)	7.5 (44)	6.1 (111)
Fiji	7.2 (44)	5.8 (63)	5.7 (151)	6.6 (115)	9.0 (2)	9.8 (14)	9.0 (3)	8.1 (3)
Finland	4.4 (148)	8.8	9.6 (23)	7.8 (30)	7.4 (62)	9.5 (33)	5.2 (127)	7.5 (14)
France	4.1 (152)	7.0 (26)	9.8 (9)	7.8 (32)	7.0 (89)	9.2 (53)	5.3 (124)	6.3 (89)
Gabon	5.7 (115)	4.0 (134)	5.5 (153)	6.3 (129)	7.1 (81)	7.9 (113)	7.4 (48)	5.9 (127)
Gambia, The	7.7 (27)	5.4 (80)	8.0 (94)	7.6 (45)	6.9 (94)	6.3 (143)	8.2 (18)	6.1 (113)
Georgia	7.7 (31)	6.2 (48)	8.9 (61)	8.4 (6)	7.9 (26)	9.8 (15)	6.5 (82)	7.5 (13)
Germany	5.3 (126)	7.8 (18)	9.6 (21)	7.7 (44)	7.1 (77)	8.3 (89)	6.5 (79)	6.6 (64)
Ghana	5.5 (122)	5.2 (84)	7.1 (115)	6.6 (114)	6.6 (114)	7.6 (121)	5.9 (101)	6.3 (84)
Greece	4.8 (140)	5.8 (62)	9.5 (25)	7.6 (52)	6.6 (120)	8.7 (80)	4.6 (138)	6.4 (78)
Guatemala	8.5 (8)	4.4 (116)	9.5 (32)	8.1 (16)	6.8 (104)	9.1 (62)	4.7 (135)	6.5 (65)
Guinea	6.4 (85)	3.7 (140)	6.0 (148)	5.1 (149)	6.9 (92)	10.0	5.3 (122)	5.4 (145)
Guinea-Bissau	7.4 (43)	3.3 (145)	6.6 (137)	6.3 (130)	7.0 (86)	9.3 (50)	3.5 (153)	8.2 (2)
Guyana	5.1 (130)	4.6 (112)	7.9 (98)	7.0 (90)	6.8 (102)	6.3 (143)	7.8 (31)	6.2 (105)
Haiti	8.6 (7)	2.4 (154)	7.8 (101)	7.9 (25)	7.4 (59)	8.1 (102)	8.1 (20)	6.1 (117)
Honduras	8.8 (3)	4.1 (131)	9.4 (40)	7.4 (68)	6.6 (111)	8.1 (101)	5.2 (126)	6.6 (61)
Hong Kong	9.4 (1)	7.9 (14)	9.4 (41)	9.1	9.0	10.0	9.3	7.8 (8)
Hungary	5.5 (123)	6.2 (50)	9.5 (30)	7.6 (47)	7.5 (56)	9.6 (26)	6.8 (72)	6.1 (120)
Iceland	5.1 (131)	8.2 (7)	6.9 (124)	6.6 (117)	7.6 (44)	7.9 (112)	7.7 (35)	7.3 (21)
India	7.5 (36)	5.3 (83)	6.7 (134)	6.1 (135)	6.5 (123)	6.6 (140)	6.8 (73)	6.2 (104)
Indonesia	7.7 (28)	4.8 (101)	9.1 (54)	7.2 (85)	6.3 (134)	8.1 (100)	4.5 (142)	6.1 (115)
Iran	6.1 (100)	5.2 (85)	7.0 (118)	4.1 (155)	4.7 (156)	3.9 (156)	4.6 (139)	5.7 (137)
Ireland	5.6 (119)	8.0 (12)	9.7 (11)	8.5 (3)	7.7 (39)	8.0 (110)	7.9 (27)	7.2 (23)
Israel	6.5 (82)	5.9 (58)	9.6 (22)	7.9 (24)	7.1 (83)	9.5 (29)	5.4 (119)	6.2 (102)
Italy	5.4 (124)	5.7 (65)	9.8 (3)	7.5 (60)	7.2 (73)	9.4 (38)	6.6 (78)	5.5 (141)
Jamaica	7.6 (32)	5.0 (90)	8.8 (65)	7.4 (73)	7.9 (24)	9.7 (19)	8.0 (23)	6.1 (118)

Ratings are shown rounded to the nearest tenth of a point, but the rankings are based on the unrounded ratings.

Exhibit 1.3 (continued): Area Economic Freedom Ratings (Rankings) for 2013

	Areas					Components of Area 5		
	1 Size of Government	2 Legal System and Property Rights	3 Sound Money	4 Freedom to Trade Internationally	5 Regulation	5A Credit market regulations	5B Labor market regulations	5C Business regulations
	Rating (Rank)	Rating (Rank)	Rating (Rank)	Rating (Rank)	Rating (Rank)	Rating (Rank)	Rating (Rank)	Rating (Rank)
Japan	5.0 (134)	7.6 (20)	9.8 (8)	7.6 (48)	7.5 (52)	8.1 (105)	8.3 (14)	6.3 (97)
Jordan	8.1 (13)	6.3 (43)	9.4 (42)	7.9 (26)	7.9 (22)	8.2 (95)	8.4 (10)	7.2 (25)
Kazakhstan	7.7 (30)	6.1 (53)	9.0 (58)	5.6 (143)	7.9 (28)	9.3 (41)	7.6 (36)	6.7 (50)
Kenya	7.8 (23)	5.0 (89)	8.9 (63)	6.7 (111)	7.4 (61)	8.0 (108)	7.8 (29)	6.4 (74)
Korea, South	6.9 (63)	6.2 (47)	9.6 (19)	7.4 (75)	6.9 (95)	9.3 (41)	4.5 (143)	6.7 (47)
Kuwait	6.2 (93)	6.7 (33)	9.4 (39)	7.3 (80)	7.8 (35)	9.7 (19)	7.0 (61)	6.7 (57)
Kyrgyz Republic	7.0 (53)	4.7 (103)	8.3 (80)	6.7 (112)	7.0 (88)	8.1 (99)	6.1 (93)	6.6 (58)
Latvia	5.8 (110)	6.5 (38)	9.2 (52)	8.0 (17)	7.6 (50)	9.1 (59)	6.9 (67)	6.7 (53)
Lebanon	8.2 (12)	4.0 (133)	9.6 (20)	6.9 (96)	6.2 (136)	5.0 (152)	7.9 (25)	5.8 (132)
Lesotho	4.8 (142)	5.3 (81)	7.9 (97)	5.9 (137)	7.8 (34)	9.7 (19)	7.0 (63)	6.7 (51)
Libya	4.8 (143)	2.6 (153)	5.9 (150)	5.5 (144)	6.8 (100)	10.0	6.9 (69)	3.5 (156)
Lithuania	7.2 (49)	6.3 (44)	9.1 (53)	7.6 (56)	7.9 (27)	9.6 (24)	7.4 (50)	6.7 (45)
Luxembourg	4.5 (146)	8.3 (5)	9.2 (50)	8.1 (11)	7.5 (57)	9.3 (41)	5.9 (103)	7.2 (24)
Macedonia	6.3 (87)	5.5 (73)	8.3 (79)	7.6 (50)	8.1 (16)	9.4 (39)	7.6 (43)	7.4 (15)
Madagascar	8.7 (4)	3.3 (147)	8.1 (92)	6.9 (98)	6.6 (117)	8.1 (104)	4.9 (130)	6.7 (46)
Malawi	5.7 (117)	5.0 (87)	5.9 (149)	5.9 (140)	6.8 (97)	7.0 (131)	7.1 (58)	6.3 (88)
Malaysia	6.5 (81)	6.9 (31)	6.6 (138)	7.7 (38)	8.3 (11)	9.5 (32)	8.0 (22)	7.4 (18)
Mali	7.2 (45)	4.1 (130)	6.8 (130)	6.9 (100)	6.5 (126)	8.1 (103)	5.3 (125)	6.1 (121)
Malta	5.7 (114)	7.0 (25)	9.5 (26)	8.0 (19)	7.8 (36)	9.3 (47)	7.5 (46)	6.5 (67)
Mauritania	5.0 (138)	4.2 (124)	6.9 (125)	6.1 (133)	6.8 (106)	8.9 (72)	5.9 (105)	5.4 (143)
Mauritius	7.9 (21)	6.5 (37)	9.7 (14)	8.5 (5)	7.8 (32)	9.2 (57)	7.6 (40)	6.7 (52)
Mexico	7.1 (51)	4.4 (115)	8.1 (91)	7.2 (82)	7.1 (78)	9.4 (40)	5.8 (107)	6.2 (109)
Moldova	6.5 (83)	5.0 (88)	7.6 (104)	7.0 (93)	7.1 (80)	9.7 (17)	5.5 (113)	6.1 (122)
Mongolia	7.5 (37)	5.7 (66)	8.0 (93)	7.4 (72)	7.3 (65)	8.1 (97)	7.0 (65)	6.8 (43)
Montenegro	7.2 (46)	5.6 (69)	8.5 (75)	7.8 (35)	6.8 (99)	6.7 (138)	7.3 (53)	6.4 (73)
Morocco	5.8 (111)	6.1 (52)	7.3 (109)	7.0 (91)	6.1 (139)	7.0 (133)	4.5 (141)	6.8 (42)
Mozambique	6.5 (77)	4.0 (136)	6.4 (141)	6.6 (113)	5.8 (144)	7.7 (117)	3.0 (154)	6.6 (59)
Myanmar	6.7 (71)	3.3 (146)	6.4 (143)	5.7 (142)	5.8 (145)	5.8 (149)	6.5 (80)	5.0 (151)
Namibia	6.2 (90)	6.2 (49)	6.5 (139)	6.8 (108)	7.7 (41)	8.9 (74)	8.0 (24)	6.1 (112)
Nepal	8.7 (6)	4.3 (120)	6.4 (142)	6.5 (122)	6.9 (96)	8.3 (89)	5.9 (104)	6.3 (83)
Netherlands	3.7 (155)	8.0 (9)	9.7 (15)	8.4 (8)	7.6 (43)	8.9 (71)	7.1 (59)	6.9 (36)
New Zealand	5.6 (120)	8.8 (2)	9.5 (31)	8.4 (7)	8.6 (4)	9.9 (12)	8.7 (7)	7.3 (20)
Nicaragua	8.5 (9)	4.7 (106)	8.6 (72)	7.8 (31)	7.4 (60)	9.6 (27)	6.4 (85)	6.3 (96)
Niger	6.4 (86)	4.1 (129)	6.7 (136)	4.8 (153)	7.0 (85)	9.6 (23)	3.8 (152)	7.6 (11)
Nigeria	6.9 (62)	3.4 (144)	7.6 (105)	7.0 (94)	7.4 (63)	9.1 (60)	8.2 (16)	4.8 (152)
Norway	5.0 (132)	8.6 (3)	9.4 (37)	7.3 (77)	7.2 (70)	10.0	4.4 (145)	7.2 (22)

Ratings are shown rounded to the nearest tenth of a point, but the rankings are based on the unrounded ratings.

Exhibit 1.3 (continued): Area Economic Freedom Ratings (Rankings) for 2013

	Areas					Components of Area 5		
	1 Size of Government	2 Legal System and Property Rights	3 Sound Money	4 Freedom to Trade Internationally	5 Regulation	5A Credit market regulations	5B Labor market regulations	5C Business regulations
	Rating (Rank)	Rating (Rank)	Rating (Rank)	Rating (Rank)	Rating (Rank)	Rating (Rank)	Rating (Rank)	Rating (Rank)
Oman	4.6 (145)	7.4 (21)	8.0 (95)	8.0 (20)	8.2 (14)	10.0	7.5 (45)	7.0 (33)
Pakistan	8.4 (10)	4.2 (126)	6.0 (147)	6.4 (127)	6.4 (129)	8.5 (83)	5.5 (114)	5.3 (146)
Panama	6.5 (79)	5.4 (78)	9.0 (55)	8.5 (4)	6.9 (93)	8.8 (76)	5.5 (116)	6.4 (71)
Papua New Guinea	7.5 (39)	4.7 (107)	7.6 (106)	7.5 (63)	8.3 (12)	8.4 (88)	8.7 (6)	7.7 (9)
Paraguay	7.8 (26)	3.6 (141)	9.2 (48)	7.2 (83)	6.4 (131)	8.6 (82)	4.4 (146)	6.1 (110)
Peru	7.5 (40)	4.7 (105)	9.3 (44)	7.7 (39)	7.5 (54)	9.7 (19)	6.9 (68)	6.0 (124)
Philippines	8.7 (5)	4.9 (95)	6.9 (123)	7.6 (54)	7.6 (48)	9.3 (48)	6.8 (75)	6.7 (56)
Poland	5.8 (113)	6.4 (42)	9.6 (18)	7.5 (64)	7.3 (66)	8.1 (98)	7.7 (34)	6.0 (126)
Portugal	5.3 (125)	7.0 (28)	9.9	7.8 (36)	7.1 (79)	8.3 (93)	6.5 (81)	6.5 (66)
Qatar	6.5 (76)	8.0 (13)	8.2 (86)	7.6 (51)	8.6 (5)	10.0	8.1 (21)	7.8 (7)
Romania	7.5 (41)	5.7 (64)	9.5 (24)	7.8 (29)	7.8 (31)	9.6 (25)	7.5 (47)	6.4 (72)
Russia	6.5 (78)	5.4 (77)	8.6 (70)	6.1 (134)	6.8 (101)	8.2 (96)	5.9 (102)	6.3 (99)
Rwanda	5.9 (109)	6.9 (30)	9.0 (59)	7.2 (84)	8.1 (15)	8.5 (84)	8.4 (11)	7.5 (12)
Saudi Arabia	5.0 (136)	7.2 (23)	7.9 (100)	6.8 (107)	7.9 (25)	9.0 (67)	7.6 (42)	7.1 (26)
Senegal	7.0 (56)	4.6 (110)	7.1 (112)	6.9 (101)	6.1 (140)	8.4 (86)	4.0 (151)	5.7 (133)
Serbia	6.8 (65)	4.8 (102)	7.8 (102)	7.2 (81)	6.7 (109)	7.3 (125)	6.8 (74)	5.9 (128)
Seychelles	6.1 (95)	5.6 (68)	8.2 (83)	8.0 (18)	7.3 (64)	7.7 (118)	7.0 (64)	7.4 (17)
Sierra Leone	6.8 (64)	4.3 (122)	7.4 (107)	6.7 (110)	5.2 (153)	3.7 (157)	5.9 (106)	6.1 (116)
Singapore	7.8 (25)	8.3 (6)	9.2 (49)	8.8 (2)	8.5 (7)	10.0	7.6 (39)	7.8 (6)
Slovak Republic	6.1 (97)	5.6 (72)	9.8 (5)	7.8 (34)	7.2 (72)	9.2 (55)	6.9 (66)	5.4 (144)
Slovenia	4.4 (147)	6.0 (55)	8.4 (77)	7.3 (78)	6.1 (141)	6.3 (142)	5.9 (99)	5.9 (129)
South Africa	5.5 (121)	5.8 (61)	8.2 (85)	7.0 (88)	7.2 (75)	8.9 (70)	6.1 (96)	6.4 (68)
Spain	5.7 (116)	6.4 (39)	9.9 (2)	7.6 (49)	6.7 (107)	8.7 (77)	5.4 (118)	6.0 (123)
Sri Lanka	7.9 (17)	4.9 (96)	7.0 (121)	6.2 (131)	6.8 (98)	7.7 (119)	6.4 (83)	6.4 (81)
Suriname	6.2 (91)	4.4 (119)	9.5 (35)	6.6 (116)	7.2 (68)	8.0 (109)	7.8 (28)	5.9 (130)
Swaziland	6.1 (98)	5.0 (91)	7.9 (99)	7.0 (89)	8.0 (21)	9.2 (54)	7.7 (33)	7.0 (34)
Sweden	3.4 (157)	7.9 (16)	9.8 (4)	7.7 (37)	7.9 (30)	9.9 (13)	6.9 (71)	6.9 (38)
Switzerland	7.7 (29)	8.3 (4)	9.7 (13)	7.1 (87)	8.1 (19)	9.3 (41)	7.8 (30)	7.1 (28)
Syria	6.2 (92)	4.8 (98)	4.8 (156)	4.8 (152)	5.4 (151)	5.6 (150)	4.8 (134)	5.7 (135)
Taiwan	7.2 (47)	6.8 (32)	9.6 (16)	7.7 (41)	7.5 (53)	9.0 (69)	6.7 (76)	6.9 (35)
Tajikistan	6.6 (72)	5.1 (86)	9.3 (45)	6.5 (121)	6.6 (119)	8.5 (85)	4.9 (132)	6.4 (76)
Tanzania	7.2 (48)	5.5 (75)	7.7 (103)	7.0 (92)	7.2 (67)	9.1 (63)	6.4 (84)	6.2 (101)
Thailand	7.6 (35)	5.0 (93)	7.1 (113)	6.8 (105)	6.8 (103)	9.3 (49)	4.7 (136)	6.3 (86)
Timor-Leste	4.2 (151)	3.5 (142)	8.7 (67)	7.4 (70)	7.5 (55)	9.5 (31)	6.9 (70)	6.2 (106)
Togo	6.0 (104)	2.8 (151)	7.0 (117)	6.2 (132)	6.5 (124)	7.5 (123)	4.2 (150)	7.9 (5)
Trinidad and Tobago	7.0 (54)	4.6 (109)	8.2 (82)	7.9 (21)	7.6 (46)	9.0 (66)	7.6 (37)	6.2 (107)

Ratings are shown rounded to the nearest tenth of a point, but the rankings are based on the unrounded ratings.

Exhibit 1.3 (continued): Area Economic Freedom Ratings (Rankings) for 2013

	Areas					Components of Area 5		
	1 Size of Government	2 Legal System and Property Rights	3 Sound Money	4 Freedom to Trade Internationally	5 Regulation	5A Credit market regulations	5B Labor market regulations	5C Business regulations
	Rating (Rank)	Rating (Rank)	Rating (Rank)	Rating (Rank)	Rating (Rank)	Rating (Rank)	Rating (Rank)	Rating (Rank)
Tunisia	6.0 (106)	5.6 (71)	6.9 (128)	6.9 (95)	6.6 (116)	7.0 (132)	6.1 (97)	6.7 (55)
Turkey	7.0 (57)	5.3 (82)	9.0 (56)	6.9 (102)	6.5 (128)	8.0 (111)	4.9 (133)	6.6 (63)
Uganda	7.4 (42)	4.7 (104)	8.5 (74)	7.8 (33)	8.0 (20)	8.8 (75)	8.9 (5)	6.3 (82)
Ukraine	6.8 (67)	4.8 (100)	6.5 (140)	6.8 (104)	6.2 (138)	6.8 (137)	5.4 (120)	6.3 (93)
United Arab Emirates	7.8 (24)	7.8 (19)	8.6 (69)	8.3 (9)	8.3 (10)	8.3 (89)	8.6 (9)	8.0 (4)
United Kingdom	6.1 (102)	7.8 (17)	9.7 (10)	8.1 (14)	7.6 (45)	7.6 (120)	8.2 (17)	7.1 (32)
United States	6.6 (74)	7.0 (29)	9.4 (38)	7.4 (74)	8.3 (13)	9.1 (64)	9.0 (2)	6.7 (49)
Uruguay	6.9 (59)	5.5 (76)	9.0 (60)	7.9 (23)	6.6 (113)	7.9 (116)	5.6 (112)	6.4 (75)
Venezuela	4.7 (144)	2.0 (157)	2.7 (157)	3.2 (157)	3.5 (157)	4.8 (154)	2.3 (157)	3.5 (157)
Vietnam	7.6 (33)	5.4 (79)	6.2 (145)	6.5 (123)	6.6 (115)	9.1 (58)	5.3 (123)	5.3 (147)
Yemen, Republic	7.2 (50)	3.8 (139)	8.1 (90)	6.8 (103)	5.5 (149)	5.0 (152)	5.4 (121)	6.1 (114)
Zambia	6.4 (84)	5.5 (74)	8.8 (64)	7.4 (67)	6.7 (108)	7.2 (128)	6.2 (90)	6.6 (60)
Zimbabwe	6.6 (75)	3.9 (138)	5.6 (152)	5.3 (146)	5.2 (152)	6.0 (147)	4.6 (140)	5.1 (149)

Ratings are shown rounded to the nearest tenth of a point, but the rankings are based on the unrounded ratings.

components were lower than those for 2009 for the components present in both years, then the country's 2010 summary rating was adjusted downward proportionally to reflect this fact. Correspondingly, in cases where the ratings for the common components were higher in 2010 than for 2009, the country's 2010 summary rating was adjusted upward proportionally. The chain-linked ratings were constructed by repeating this procedure backward in time to 1970 and forward in time to 2013.

The chain-linked methodology means that a country's rating will change across time periods only when there is a change in ratings for components present during adjacent years. This is precisely what one would want when making comparisons across time periods.

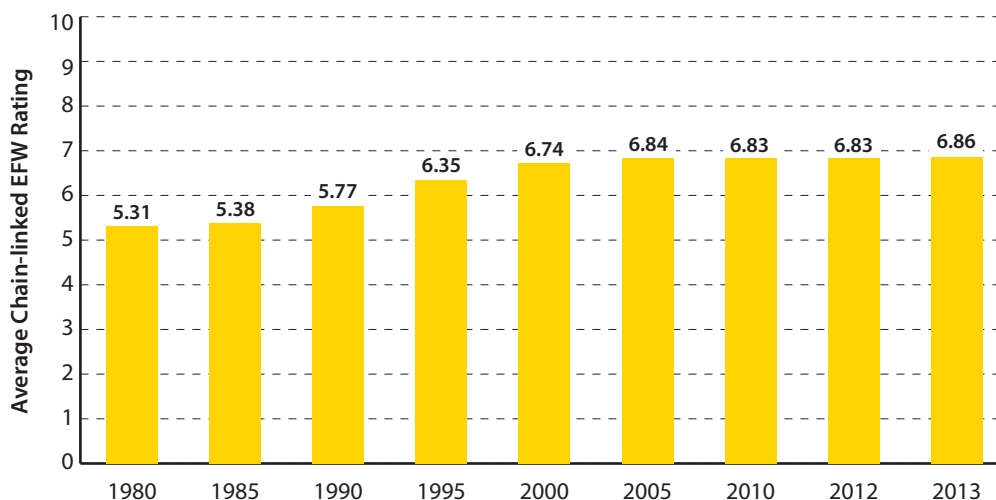
Average chain-linked economic freedom ratings

Exhibit 1.4 shows the average chain-linked economic freedom rating for the 102 countries with continuous ratings since 1980. The average level of economic freedom, as measured by this chain-linked EFW index, has increased from 5.31 in 1980 to 5.77 in 1990 before jumping to 6.74 in 2000 and finally to 6.86 in 2013. The global average increased slightly this past year.

Exhibit 1.4 indicates that, on average, the world is more economically free today than it was three decades ago. However, most of the increase took place during the 1980s and 1990s. The 6.86 average rating for 2013 is only slightly higher than the 6.74 figure for 2000. The major factors contributing to the long-term increase in economic freedom were reductions in marginal income-tax rates, more stable monetary policy, a decline in the use of military conscription, and liberalization of trade policies.

Exhibit 1.5 shows the chain-linked summary ratings for all years. Researchers conducting long-term studies should use the chain-linked data.

Exhibit 1.4: Average Chain-linked EFW Rating for the 101 countries with ratings since 1980



The declining economic freedom of the United States¹

While economic freedom has generally risen globally since 1980, there has been a modest reversal of the trend since 2000. For example, the average rating for the original OECD nations has fallen by 0.26 of a point since 2000. Nowhere has the reversal of the rising trend in the economic freedom been more evident than in the United States. Throughout the period from 1970 to 2000, the United States ranked as the world's freest OECD nation (generally the third freest economy overall behind only Hong Kong and Singapore). The chain-linked summary rating of the United States in 2000 was 8.65. By 2005, the US rating had slipped to 8.22. The slide has continued. The 7.73 chain-linked rating of the United States in 2013 was more than 0.9 of a unit lower than the 2000 rating. Thus, the decline in economic freedom in the United States has been more than three times greater than the average decline found in the OECD.

The 0.9-point decline in the summary rating between 2000 and 2013 on the 10-point scale of the index may not sound like much, but scholarly work on this topic indicates that a one-point decline in the EFW rating is associated with a reduction in the long-term growth of GDP of between 1.0 and 1.5 percentage points annually (Gwartney, Holcombe, and Lawson, 2006). This implies that, unless policies undermining economic freedom are reversed, the future annual growth of the US economy will be only about half its historic average of 3%.

What accounts for the US decline? While the US ratings and rankings have fallen in all five areas of the EFW index, the reductions have been largest in the Legal System and Protection of Property Rights (Area 2), Freedom to Trade Internationally (Area 4), and Regulation (Area 5). The plunge in Area 2 has been particularly alarming. In 2000, 9.23 was the Area 2 rating for the United States but by 2013 the US rating in this area had plummeted to 6.95. While it is difficult to pinpoint the precise reason for this decline, it is clear that the increased use of eminent domain to transfer property to powerful political interests, the ramifications of the wars on terrorism and drugs, and the violation of the property rights of bondholders in the auto-bailout case have weakened the US tradition of rule of law. These factors surely contributed to the sharp decline in the legal system area.

¹ This section draws heavily from Lawson, 2015.

Exhibit 1.5: Chain-linked summary ratings from 1970 to 2013

	1970	1975	1980	1985	1990	1995	2000	2005	2006	2007	2008	2009	2010	2011	2012	2013
Albania					4.36	5.05	6.26	7.11	7.30	7.44	7.44	7.46	7.43	7.32	7.25	7.30
Algeria			3.82	3.60	3.43	4.06	4.69	5.25	5.35	5.14	4.95	4.97	4.76	4.56	4.61	4.67
Argentina	4.36	2.76	3.96	3.30	4.42	7.04	7.41	5.97	6.06	6.29	6.07	5.95	5.86	5.80	5.32	5.18
Australia	6.95	6.06	6.85	7.16	7.56	7.97	8.22	8.23	8.27	8.31	8.21	8.09	8.10	8.09	8.03	7.99
Austria	6.08	5.93	6.34	6.35	6.99	7.18	7.96	7.84	7.82	7.79	7.68	7.61	7.53	7.51	7.47	7.45
Bahamas		6.41	6.29	6.36	6.47	6.44	6.72	6.87	6.73	6.83	6.86	6.75	6.70	6.65	6.65	6.65
Bahrain			7.42	6.92	6.88	7.22	7.69	7.35	7.63	7.80	7.71	7.57	7.69	7.70	7.52	7.50
Bangladesh		3.03	3.38	3.68	4.57	5.49	6.01	6.17	6.31	6.29	6.30	6.52	6.52	6.50	6.42	6.51
Barbados		5.66	5.79	6.25	6.30	6.29	6.41	6.64	6.43	6.45	6.32	6.45	6.63	6.61	6.69	6.62
Belgium	7.49	6.85	7.11	7.08	7.40	7.36	7.89	7.54	7.52	7.55	7.47	7.43	7.47	7.44	7.41	7.39
Belize			5.70	5.43	6.11	6.87	6.52	6.83	6.67	6.81	6.79	6.53	6.45	6.45	6.48	6.48
Benin			5.14	4.89	5.16	4.83	5.39	5.67	5.91	5.88	5.74	5.86	5.84	5.82	5.60	5.79
Bolivia			4.01	3.44	5.43	6.61	6.98	6.36	6.41	6.17	6.12	6.34	6.39	6.36	6.45	6.49
Botswana			5.25	5.57	5.92	6.40	7.36	7.29	7.08	7.34	7.04	6.90	7.22	7.43	7.45	7.33
Brazil	5.11	4.07	3.84	3.28	4.50	4.73	6.00	6.30	6.30	6.28	6.39	6.40	6.55	6.59	6.56	6.36
Bulgaria				5.02	3.90	4.62	5.41	6.85	7.02	7.03	7.10	7.24	7.22	7.28	7.28	7.23
Burundi		3.88	3.99	4.42	4.63	3.94	4.73	4.87	5.24	5.26	4.84	5.25	5.02	5.16	5.16	5.79
Cameroon			5.62	5.73	5.81	5.68	5.84	6.14	6.07	5.99	5.92	6.06	6.56	6.58	6.63	6.59
Canada	7.91	7.12	7.68	7.78	8.15	8.12	8.37	8.23	8.22	8.18	8.13	8.09	8.05	7.98	8.01	8.00
Central African Republic				4.38	4.83	4.42	5.23	5.28	5.48	5.77	5.71	5.78	5.72	5.84	5.82	5.81
Chad				4.93	4.93	4.90	5.43	5.43	5.51	5.22	5.07	5.37	5.78	5.61	5.37	5.68
Chile	3.96	3.62	5.39	5.84	6.79	7.54	7.42	7.92	7.94	8.05	7.97	7.92	7.94	7.97	7.87	7.90
China			3.74	4.74	4.43	5.17	5.78	5.87	5.99	6.08	6.06	6.11	6.07	6.13	6.20	6.25
Colombia	5.28	4.84	4.74	5.22	5.07	5.59	5.52	5.76	5.92	6.12	6.08	6.29	6.33	6.40	6.39	6.36
Congo, Dem. Republic	4.31	3.71	2.76	3.84	3.22	3.51	3.97	4.88	5.38	5.49	5.45	5.53	5.61	5.58	5.54	5.80
Congo, Republic of			4.50	4.31	4.97	5.02	4.35	4.74	4.88	4.76	4.96	5.21	4.92	4.70	4.68	4.90
Costa Rica		5.92	5.07	5.03	6.64	6.97	7.52	7.66	7.86	7.67	7.46	7.47	7.41	7.71	7.67	7.63
Côte d'Ivoire			5.39	6.08	5.57	5.20	5.91	6.05	5.65	5.69	5.69	5.91	5.91	6.00	5.92	6.05
Croatia					5.05	6.35	6.77	6.85	6.94	7.06	7.09	6.97	7.21	7.24	7.24	7.21
Cyprus		5.80	5.53	5.53	6.04	6.41	6.66	7.66	7.61	7.77	7.73	7.58	7.60	7.53	7.38	6.94
Czech Republic					6.16	6.90	7.15	7.20	7.38	7.41	7.33	7.35	7.39	7.54	7.49	
Denmark	6.83	6.23	6.38	6.52	7.25	7.73	8.07	7.94	7.97	7.96	7.87	7.64	7.75	7.69	7.55	7.63

Exhibit 1.5 (continued): Chain-linked summary ratings from 1970 to 2012

	1970	1975	1980	1985	1990	1995	2000	2005	2006	2007	2008	2009	2010	2011	2012	2013
Dominican Republic			5.17	4.92	4.34	5.99	6.75	6.42	6.32	6.41	6.36	6.85	7.06	7.08	6.95	7.12
Ecuador	3.89	4.91	5.30	4.39	5.36	6.17	5.76	5.85	5.91	5.77	5.77	5.76	5.70	5.71	5.88	5.86
Egypt		3.59	4.40	4.86	4.60	5.99	6.80	6.58	6.74	6.95	6.78	6.68	6.79	6.61	6.57	6.62
El Salvador			4.46	4.19	4.69	7.47	7.69	7.67	7.79	7.87	7.76	7.53	7.43	7.36	7.41	7.47
Estonia						6.07	7.51	7.97	7.96	7.84	7.73	7.67	7.76	7.69	7.62	7.59
Fiji		5.27	5.57	5.97	5.72	6.11	6.23	6.63	6.46	6.47	6.51	6.39	6.36	6.47	6.38	6.21
Finland	6.81	6.15	6.64	6.92	7.23	7.50	8.03	7.87	7.88	7.91	7.80	7.69	7.73	7.81	7.75	7.62
France	6.63	5.93	6.09	5.99	7.07	7.00	7.51	7.36	7.37	7.56	7.48	7.47	7.43	7.34	7.27	7.17
Gabon			4.51	5.09	5.48	5.39	5.82	5.60	5.77	5.68	5.72	5.68	5.62	5.52	5.49	5.51
Germany	7.44	6.85	7.16	7.25	7.65	7.65	7.88	7.78	7.73	7.63	7.55	7.59	7.53	7.63	7.57	7.53
Ghana		3.64	3.05	3.20	5.06	5.53	5.66	6.48	6.97	7.00	6.88	7.02	6.67	6.55	6.22	6.31
Greece	6.31	5.84	5.74	5.12	5.97	6.46	6.93	7.33	7.25	7.20	6.88	6.74	6.75	6.64	6.64	6.82
Guatemala	5.98	6.46	5.87	4.68	5.62	6.96	6.57	7.15	7.35	7.38	6.96	7.16	7.24	7.26	7.22	7.38
Guinea-Bissau					2.98	3.17	4.07	4.83	5.04	4.75	4.79	5.18	5.40	5.46	5.69	5.75
Guyana						5.05	6.53	6.12	6.28	6.49	6.70	6.62	6.51	6.64	6.69	6.54
Haiti			6.57	5.81	5.66	5.64	6.95	6.94	6.92	6.88	7.05	7.16	6.86	6.99	6.82	7.21
Honduras			5.97	5.38	5.45	6.26	6.67	6.85	7.18	7.21	7.12	6.96	7.04	7.11	7.00	7.05
Hong Kong	8.70	8.72	9.03	8.64	8.60	9.15	8.86	8.95	8.96	9.03	9.07	9.00	8.86	8.82	8.88	8.87
Hungary			3.94	4.68	5.04	6.20	7.08	7.24	7.16	7.16	7.21	7.31	7.32	7.40	7.34	7.29
Iceland	6.13	4.40	5.25	5.53	6.95	7.69	8.04	8.11	8.02	7.86	7.05	6.63	6.41	6.74	6.82	6.85
India	5.35	4.49	5.34	5.01	5.05	5.80	6.34	6.90	6.73	6.78	6.69	6.64	6.59	6.79	6.78	6.61
Indonesia	4.54	5.20	5.05	6.13	6.50	6.62	6.07	6.64	6.72	6.77	6.75	6.78	7.05	7.07	7.05	7.17
Iran	5.81	5.65	3.37	3.84	4.40	4.32	5.87	6.49	6.39	6.32	6.36	6.47	6.42	6.05	5.43	5.66
Ireland	6.79	5.97	6.47	6.54	7.13	8.28	8.21	8.40	8.27	8.20	7.97	7.75	7.75	7.91	8.07	8.07
Israel	4.83	4.08	3.67	4.25	4.92	6.38	7.12	7.63	7.54	7.53	7.49	7.39	7.60	7.62	7.63	7.69
Italy	5.99	5.18	5.38	5.57	6.61	6.66	7.56	7.33	7.23	7.15	7.06	6.92	7.11	7.14	7.14	7.09
Jamaica			3.92	4.85	5.48	6.65	7.58	7.64	7.62	7.47	7.25	7.33	7.12	7.15	7.28	7.46
Japan	6.79	6.38	6.89	7.06	7.56	7.47	7.91	7.81	7.81	7.78	7.64	7.49	7.51	7.42	7.58	7.50
Jordan		5.31	5.35	5.74	5.85	6.51	7.45	7.58	7.52	7.66	7.50	7.53	7.75	7.75	7.84	7.91
Kenya	4.80	4.63	4.80	5.29	5.43	5.89	6.72	7.24	7.12	7.21	6.84	7.02	7.07	7.02	7.18	7.20
Korea, South	5.39	5.26	5.49	5.54	6.31	6.67	6.81	7.27	7.47	7.48	7.27	7.19	7.28	7.29	7.27	7.19
Kuwait			4.99	6.85	5.45	6.95	7.14	7.52	7.65	7.79	7.47	7.54	7.40	7.35	7.38	7.60

Exhibit 1.5 (continued): Chain-linked summary ratings from 1970 to 2012

	1970	1975	1980	1985	1990	1995	2000	2005	2006	2007	2008	2009	2010	2011	2012	2013
Latvia						5.29	6.98	7.30	7.43	7.36	7.25	7.10	7.02	7.16	7.23	7.30
Lithuania						5.31	6.60	6.95	7.05	7.12	6.99	7.00	7.12	7.16	7.13	7.17
Luxembourg	7.48	7.63	7.51	7.83	7.80	7.94	8.03	7.72	7.71	7.76	7.77	7.66	7.58	7.55	7.52	7.63
Madagascar			4.00	4.58	4.48	4.60	5.96	5.89	5.95	6.29	6.23	6.35	6.56	6.38	6.66	6.85
Malawi		5.16	4.61	4.95	5.39	4.56	4.91	5.09	5.22	5.55	5.82	5.91	5.97	6.02	5.68	5.60
Malaysia	6.53	6.31	6.96	7.02	7.40	7.59	6.81	6.99	6.94	6.98	6.71	6.77	7.00	7.02	6.99	7.21
Mali		5.41	5.73	4.81	5.11	5.22	6.20	5.98	6.29	6.28	5.86	5.95	5.93	6.19	6.30	6.44
Malta			5.53	5.30	5.50	6.95	6.79	7.60	7.44	7.75	7.61	7.61	7.61	7.58	7.55	7.54
Mauritius		4.77	4.70	6.08	5.93	7.45	7.62	7.52	7.36	7.91	7.98	7.92	7.92	7.99	8.08	8.07
Mexico	6.45	5.76	5.13	4.61	6.13	6.43	6.49	6.81	6.88	6.77	6.70	6.59	6.69	6.70	6.73	6.77
Morocco	5.65	5.07	4.45	5.20	5.18	6.28	6.18	6.37	6.26	6.32	6.33	6.35	6.45	6.51	6.39	6.41
Myanmar			4.50	4.15	3.13	3.80	3.67	3.95	4.08	3.69	3.83	4.01	4.12	4.31	5.03	5.30
Namibia					5.11	6.16	6.23	6.51	6.28	6.63	6.62	6.61	6.51	6.26	6.50	6.54
Nepal			5.49	5.01	5.11	5.15	5.86	6.23	6.44	6.07	5.94	5.74	5.92	6.02	6.02	6.34
Netherlands	7.04	6.55	7.23	7.28	7.60	7.97	8.12	7.92	7.85	7.84	7.77	7.58	7.58	7.69	7.63	7.67
New Zealand	6.32	5.69	6.35	6.21	7.82	8.84	8.52	8.46	8.26	8.40	8.41	8.11	8.10	8.15	8.25	8.21
Nicaragua			3.68	1.78	2.75	5.71	6.73	6.89	7.05	7.05	6.86	6.82	6.93	7.06	7.12	7.07
Niger			4.53	4.97	5.05	4.24	5.33	5.42	5.58	5.59	5.60	5.68	5.92	6.05	5.80	5.89
Nigeria	3.55	3.36	3.25	3.68	3.31	3.76	5.30	6.08	6.49	6.33	6.02	5.83	6.11	6.33	6.22	6.38
Norway	5.94	5.58	5.79	6.47	7.14	7.57	7.28	7.70	7.58	7.70	7.60	7.46	7.43	7.47	7.49	7.48
Oman			6.78	6.34	6.99	7.54	7.43	7.48	7.76	7.65	7.65	7.58	7.49	7.60	7.49	
Pakistan	4.20	3.54	4.30	4.91	4.87	5.67	5.53	5.87	5.93	5.89	5.72	5.95	5.98	6.02	5.95	5.97
Panama		6.68	5.56	6.13	6.45	7.45	7.55	7.60	7.56	7.63	7.32	7.33	7.25	7.16	7.22	7.31
Papua New Guinea				5.90	6.07	6.38	5.84	6.09	6.03	6.30	6.36	6.46	6.52	6.63	6.65	6.68
Paraguay			5.68	4.82	5.60	6.53	6.44	6.36	6.35	6.30	6.43	6.49	6.62	6.68	6.69	6.72
Peru	4.43	3.54	3.90	2.61	3.98	6.51	7.30	7.30	7.34	7.32	7.44	7.44	7.51	7.50	7.44	7.25
Philippines	5.29	5.22	5.33	5.07	5.79	7.30	6.97	7.00	7.03	6.92	6.82	6.78	7.09	7.27	6.83	7.07
Poland				3.46	3.55	5.36	6.66	6.90	6.96	6.90	7.00	7.13	7.09	7.21	7.30	7.28
Portugal	5.89	3.72	5.52	5.37	6.24	7.46	7.61	7.36	7.53	7.48	7.27	7.12	7.06	7.34	7.38	7.53
Romania				4.37	4.29	3.79	5.31	7.07	6.84	7.30	6.98	7.13	7.29	7.33	7.41	7.53
Russia						4.42	5.14	6.08	5.97	6.25	6.32	6.22	6.35	6.38	6.45	6.49
Rwanda					4.90	3.69	5.52	5.99	6.32	6.59	6.96	6.98	7.29	7.49	7.36	7.40

Exhibit 1.5 (continued): Chain-linked summary ratings from 1970 to 2012

	1970	1975	1980	1985	1990	1995	2000	2005	2006	2007	2008	2009	2010	2011	2012	2013
Senegal			4.43	5.18	5.31	4.56	5.75	5.81	5.70	5.87	5.78	5.90	5.78	5.73	5.76	6.04
Sierra Leone		4.99	4.99	3.69	3.88	4.35	4.98	6.10	6.12	6.55	6.53	6.82	6.91	6.79	6.88	6.66
Singapore	7.61	7.41	7.76	8.00	8.59	8.90	8.61	8.73	8.64	8.65	8.62	8.60	8.53	8.53	8.41	8.39
Slovak Rep						5.40	6.72	7.66	7.58	7.63	7.61	7.37	7.44	7.45	7.35	7.31
Slovenia						5.17	6.75	6.94	7.03	7.02	7.07	7.04	6.55	6.56	6.56	6.43
South Africa	6.30	5.71	5.85	5.49	5.50	6.57	7.09	7.01	6.95	6.96	6.68	6.63	6.87	6.94	6.91	6.88
Spain	6.41	5.84	6.10	6.08	6.56	7.24	7.84	7.60	7.57	7.53	7.35	7.19	7.26	7.38	7.28	7.25
Sri Lanka			4.77	4.94	4.81	6.06	6.17	6.20	6.38	6.19	6.01	6.11	6.25	6.40	6.39	6.32
Sweden	5.49	5.34	5.66	6.45	6.99	7.32	7.72	7.60	7.56	7.54	7.50	7.49	7.61	7.60	7.51	7.43
Switzerland	7.59	7.60	8.14	8.30	8.30	8.32	8.76	8.36	8.36	8.36	8.18	8.22	8.23	8.22	8.18	8.15
Syria	3.95	4.18	3.30	3.06	3.52	4.21	5.13	5.60	5.40	5.67	5.47	5.65	5.73	5.88	5.17	4.85
Taiwan	6.66	5.83	6.58	6.84	7.26	7.37	7.42	7.66	7.72	7.67	7.63	7.54	7.74	7.75	7.72	7.84
Tanzania	4.41	3.19	3.65	3.47	3.87	5.43	5.98	6.36	6.39	6.39	6.28	6.33	6.54	6.60	6.47	6.67
Thailand	6.05	6.01	6.08	6.17	6.83	7.18	6.55	6.68	6.83	6.80	6.77	6.70	6.66	6.59	6.58	6.59
Togo			4.06	5.13	5.71	5.44	5.79	5.83	6.04	6.01	5.82	5.56	5.61	5.71	5.75	5.92
Trinidad and Tobago		4.58	4.85	4.82	5.54	7.32	7.47	7.14	7.25	7.26	7.15	7.08	6.99	7.00	6.90	7.09
Tunisia	4.54	4.57	4.82	4.60	5.32	5.73	6.17	6.02	6.42	6.34	6.29	6.27	6.06	6.01	6.00	5.83
Turkey	3.49	3.87	3.77	4.85	5.06	5.89	5.83	6.09	6.14	6.24	6.61	6.52	6.52	6.70	6.66	6.56
Uganda			3.14	2.82	2.86	5.15	6.81	7.26	7.44	7.55	7.54	7.46	7.56	7.37	7.45	7.53
Ukraine						3.40	4.58	5.74	5.88	5.84	5.80	5.80	5.87	6.12	6.24	6.13
United Arab Emirates			6.06	6.86	7.23	6.98	7.31	7.49	7.66	7.73	7.76	7.50	7.68	7.83	7.87	7.91
United Kingdom	5.99	5.93	6.57	7.54	8.09	8.23	8.61	8.38	8.25	8.13	7.96	7.95	7.91	7.92	7.94	7.98
United States	7.60	7.73	7.92	8.11	8.35	8.50	8.65	8.22	8.14	8.21	8.06	7.76	7.76	7.70	7.81	7.73
Uruguay			6.06	5.96	6.33	6.47	7.09	7.03	7.01	7.09	7.13	7.08	7.29	7.35	7.31	7.16
Venezuela	7.31	6.17	6.69	6.08	5.69	4.40	5.84	4.52	4.57	4.27	4.11	4.18	3.84	3.79	3.71	3.09
Zambia		4.00	4.60	3.54	3.09	4.76	6.80	7.25	7.51	7.64	7.64	7.64	7.68	7.57	7.59	7.42
Zimbabwe			4.55	4.49	4.81	5.81	4.57	2.88	2.92	3.20	4.51	4.35	4.38	4.89	4.96	5.24

Expanded use of regulation has also been an important contributing factor to the rating reductions of the United States. During the past decade, non-tariff trade barriers, restrictions on foreign investment, and business regulation have all grown extensively. The expanded use of regulation in the United States has resulted in sharp rating reductions for components such as independence of the judiciary, impartiality of the courts, and regulatory favoritism. To a large degree, the United States has experienced a significant move away from rule of law and toward a highly regulated, politicized, and heavily policed state.

Looking at some of the components of Area 2 provides some insight. The declines in several of the components are quite remarkable. For example, the measures for Judicial Independence (2A) and Impartial Courts (2B) have respectively fallen to values of 6.8 and 6.1 in 2013, down from 8.0 and 9.0 in 2000. Could the expanded use of secret Foreign Intelligence Surveillance Courts (FISA Courts), where government requests are rubber stamped nearly 100% of the time be responsible for this? Similarly, how much did the interference of the executive branch of the federal government in the bankruptcy proceedings of General Motors and Chrysler contribute to the decline?

Component 2C (Property Rights) has fallen to 7.2 from 9.1. Could the cause be the Supreme Court's notorious *Kelo v. City of New London* decision in 2005 that made it easier to condemn private property and transfer that property to politically connected private interests? And how about the expansion in civil asset forfeitures, in which the government can take your property without any proof of guilt, in prosecuting the war on drugs—was this a contributing factor? Could increasing environmental, safety, and health rules and new acts like Sarbanes-Oxley, Dodd-Frank, and the Affordable Care Act be seen as a threat to property rights?

Component 2D (Military Interference in the Political Process) has fallen to 6.7 from 10. Could the growth of the political power of the military and military contractors (for example, Halliburton) be driving this? Or could the fact that local police officers now sport armored cars, assault rifles, and body armor and look more like soldiers at war than cops keeping the peace (Balko, 2013) be a factor? Could the nationalization of airport security by TSA agents be responsible? The answer to all these questions is likely to be “yes”. We will never know which of these various factors figure most prominently in the construction of these ratings. However, whatever the underlying causes, when multiple indicators from different sources each using very different methods arrive at the same conclusion, we should take the results very seriously. It is clear in the data that property rights and the rule of law are under attack in the United States.

Economic freedom and human progress

As is customary, this chapter concludes with some simple graphs illustrating relationships between economic freedom and various other indicators of human and political progress. The graphs use the average of the chain-linked EFW index for the period from 1990 to 2013, breaking the data into four quartiles ordered from low to high. Because persistence is important and the impact of economic freedom will be felt over a lengthy time period, it is better to use the average rating over a fairly long time span rather than the current rating to observe the impact of economic freedom on performance.

The graphs begin with the data on the relationship between economic freedom and the level of per-capita GDP and economic growth. In recent years, numerous scholarly studies have analyzed these relationships in detail and, almost without exception, have found that countries with higher and improving economic freedom grow more rapidly and achieve higher levels of per-capita GDP (see Hall and Lawson, 2014).

Many of the relationships illustrated in the graphs below reflect the impact of economic freedom as it works through increasing economic growth. In other cases, the observed relationships may reflect the fact that some of the variables that influence economic freedom may also influence political factors like trust, honesty in government, and protection of civil liberties. Thus, we are not necessarily arguing that there is a direct causal relation between economic freedom and the variables considered below. In other words, these graphics are no substitute for real, scholarly investigation that controls for other factors. Nonetheless, we believe that the graphs provide some insights about the contrast between the nature and characteristics of market-oriented economies and those dominated by government regulation and planning. At the very least, these figures suggest potential fruitful areas for future research.

References

Balko, Radley (2013). *Rise of the Warrior Cop: The Militarization of America's Police Forces*. PublicAffairs.

Gwartney, James, Randall Holcombe, and Robert Lawson (2006). Institutions and the Impact of Investment on Economic Growth. *Kyklos* 59, 2: 255–273.

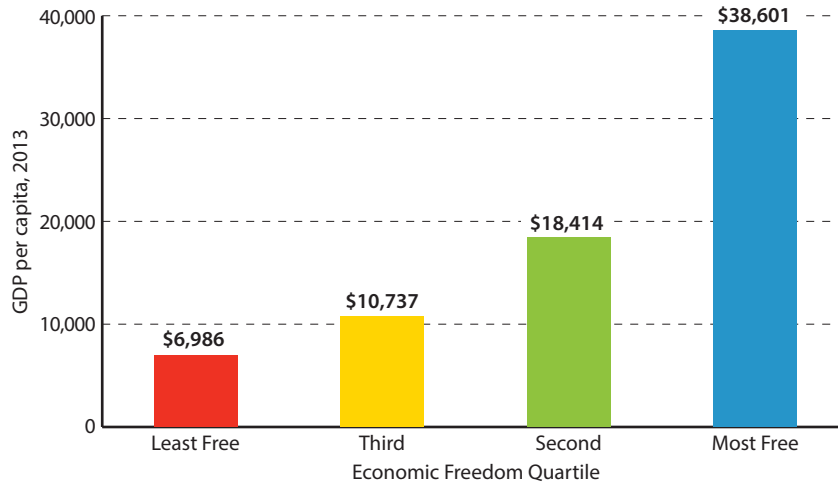
Gwartney, James, Robert Lawson, and Walter Block (1996). *Economic Freedom of the World: 1975–1995*. Fraser Institute.

Hall, Joshua, and Robert Lawson (2014). Economic Freedom of the World: An Accounting of the Literature. *Contemporary Economic Policy* 32, 1: 1–19.

Lawson, Robert (2015). Economic Freedom in the United States and Other Countries. In Donald Boudreaux, ed., *What America's Decline in Economic Freedom Means for Entrepreneurship and Prosperity* (Fraser Institute): 67–84.

Exhibit 1.6: Economic Freedom and Income per Capita

Countries with more economic freedom have substantially higher per-capita incomes.

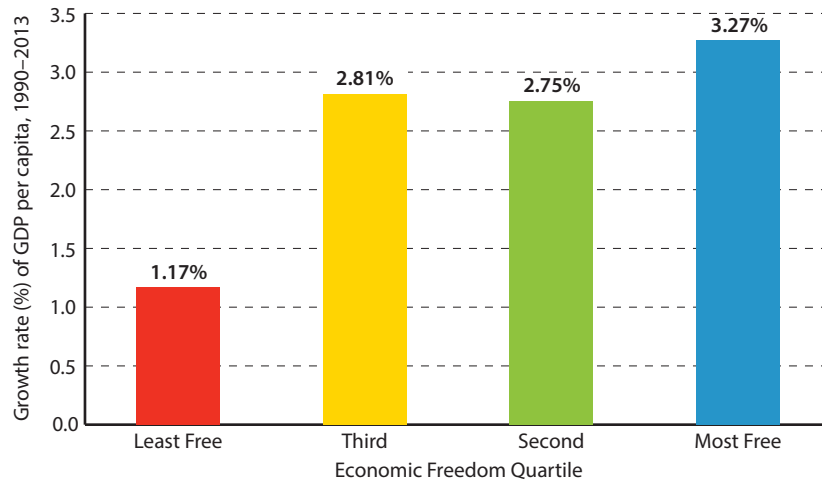


Note: Income = GDP per capita, (PPP constant 2011 US\$), 2013.

Sources: Fraser Institute, *Economic Freedom of the World: 2014 Annual Report*; World Bank, *World Development Indicators*.

Exhibit 1.7: Economic Freedom and Economic Growth

Countries with more economic freedom tend to grow more rapidly.

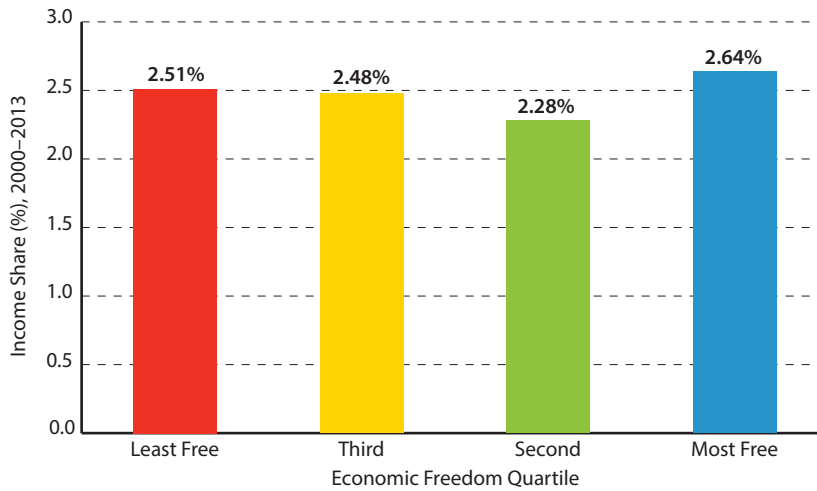


Note: The growth data were adjusted to control for the initial level of income.

Sources: Fraser Institute, *Economic Freedom of the World: 2014 Annual Report*; World Bank, *World Development Indicators*.

Exhibit 1.8: Economic Freedom and the Income Share of the Poorest 10%

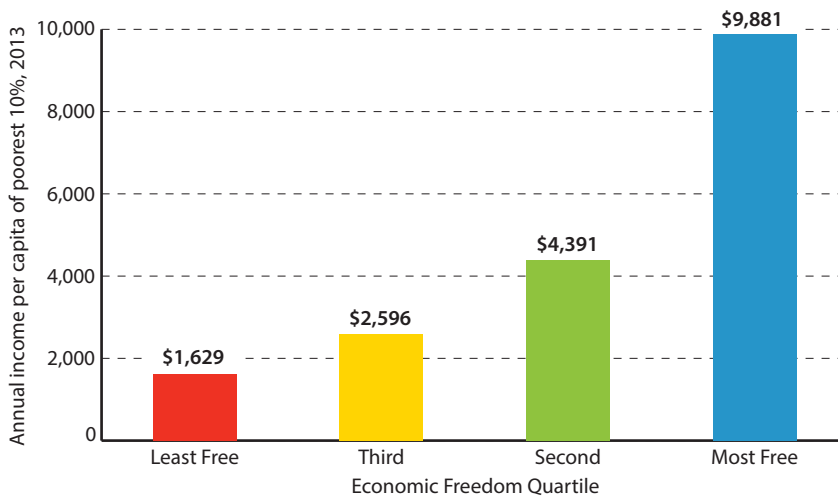
The share of income earned by the poorest 10% of the population is unrelated to economic freedom.



Sources: Fraser Institute, *Economic Freedom of the World: 2014 Annual Report*; World Bank, *World Development Indicators*.

Exhibit 1.9: Economic Freedom and the Income Earned by the Poorest 10%

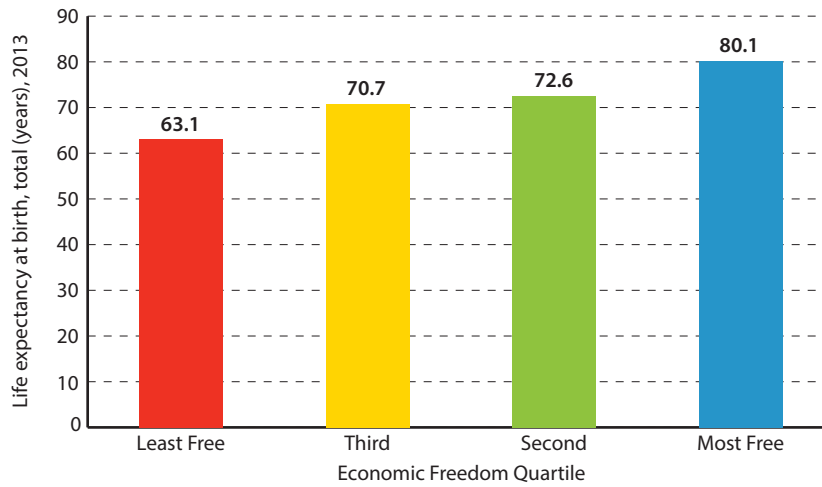
The amount of income, as opposed to the share, earned by the poorest 10% of the population is much higher in countries with higher economic freedom.



Note: Annual income per capita of poorest 10% (PPP constant 2011 US\$), 2013
 Sources: Fraser Institute, *Economic Freedom of the World: 2014 Annual Report*; World Bank, *World Development Indicators*.

Exhibit 1.10: Economic Freedom and Life Expectancy

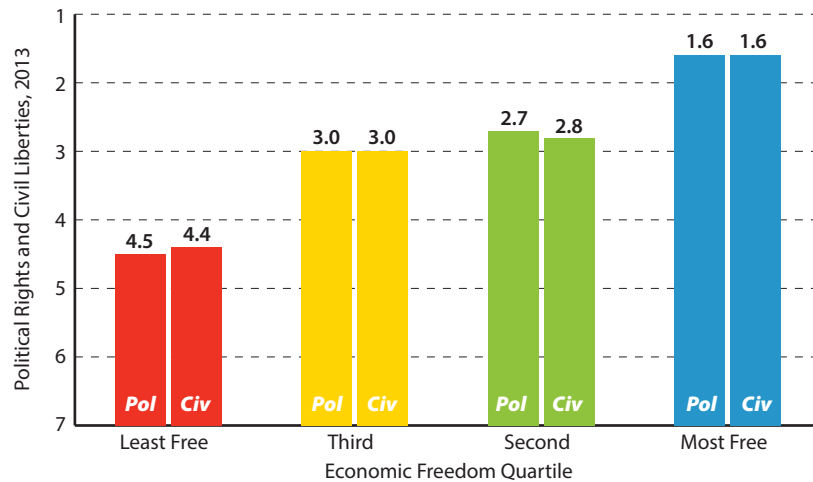
Life expectancy is about 20 years longer in countries with the most economic freedom than in countries with the least.



Sources: Fraser Institute, *Economic Freedom of the World: 2014 Annual Report*; World Bank, *World Development Indicators*.

Exhibit 1.11: Economic Freedom and Political Rights and Civil Liberties

Greater economic freedom is associated with more political rights and civil liberties.



Note: Political rights and civil liberties are measured on a scale from 1 to 7: 1 = the highest degree of political rights and civil liberties; 7 = the lowest.

Sources: Fraser Institute, *Economic Freedom of the World: 2014 Annual Report*; Freedom House, *Freedom in the World 2014*.

Data available to researchers

The full data set, including all of the data published in this report as well as data omitted due to limited space, can be downloaded for free at <<http://www.freetheworld.com>>. The data file available there contains the most up-to-date and accurate data for the Economic Freedom of the World index. Some variable names and data sources have evolved over the years since the first publication in 1996; users should consult earlier editions of *Economic Freedom of the World* for details regarding sources and descriptions for those years. All editions of the report are available in PDF and can be downloaded for free at <<http://www.freetheworld.com>>. However, users are always strongly encouraged to use the data from this most recent data file as updates and corrections, even to earlier years' data, do occur. Users doing long-term or longitudinal studies are encouraged to use the chain-linked index as it is the most consistent through time.

If you have difficulty downloading the data, please contact Fred McMahon via e-mail to <freetheworld@fraserinstitute.org>. If you have technical questions about the data itself, please contact Joshua Hall <joshua.c.hall@gmail.com> or Robert Lawson <robert.a.lawson@gmail.com>. Please cite the data in your bibliography as:

Authors James Gwartney, Robert Lawson, and Joshua Hall
Title 2015 Economic Freedom Dataset, published in *Economic Freedom of the World: 2015 Annual Report*
Publisher Fraser Institute
Year 2015
URL <http://www.freetheworld.com/datasets_efw.html>.

Published work using ratings from *Economic Freedom of the World*

A list of published papers that have used the economic freedom ratings from *Economic Freedom of the World* is available on line at <<http://www.freetheworld.com/papers.html>>. In most cases, a brief abstract of the article is provided. If you know of other papers current or forthcoming that should be included on this page, or have further information about any of these papers or authors, please write to <freetheworld@fraserinstitute.org>.

Chapter 2 Country Data Tables

This chapter presents detailed data on the components used in constructing the EFW index for the 157 jurisdictions included in this study. This year Bhutan, Guinea, Libya, and the Seychelles appear in the index for the first time. For each country for which data were available, we present the overall EFW index rating and the rank of that country for the years 1980, 1990, 2000, 2005, 2010, 2012, and 2013. Like all the ratings in the index, these are values out of 10; 10 is the highest possible rating and zero (0) is the lowest. A higher rating indicates a greater degree of economic freedom.

Ratings are also available for many countries for 1970, 1975, 1985, 1995, 2001, 2002, 2003, 2004, 2006, 2007, 2008, 2009, and 2011 but these data are not shown in the tables because of limited space. See <www.freetheworld.com> for full data.

In the following tables, the top row shows the country's summary rating for each year and, in parentheses, its overall rank. In the rows below, titles on the left in bold face indicate the five areas of economic freedom that are combined to generate an overall score. The cells to their right give the rating for that area for each year. Underneath each area title are the titles of the components and sub-components that are combined to generate that area's score. In these rows are the scores for each year presented, where data are available. Shown in italic beside some scores are the actual data used to derive that particular component rating. For some countries, data for other components for certain years may be reported even though there were insufficient data to compute area or summary ratings. A more complete description of each component, including the methodology used to calculate the ratings, can be found in the Appendix: Explanatory Notes and Data Sources (p. 203).

For researchers Chain-linked data are not reported in the following tables but they are available on <www.freetheworld.com>. See chapter 1 for an explanation of the chain-linked method.

Albania

	1980	1990	2000	2005	2010	2012	2013
	Rating (Rank)	Rating (Rank)	Rating (Rank)	Rating (Rank)	Rating (Rank)	Rating (Rank)	Rating (Rank)
Summary Ratings (Rank)		4.60 (90)	6.29 (76)	6.98 (66)	7.29 (48)	7.12 (67)	7.18 (62)
	Rating (Data)	Rating (Data)	Rating (Data)	Rating (Data)	Rating (Data)	Rating (Data)	Rating (Data)
Area 1. Size of Government		4.19	7.63	8.04	7.74	8.06	7.82
A. Government consumption	7.70 (13.81)	4.87 (23.44)	9.10 (9.07)	8.99 (9.42)	8.09 (12.50)	8.15 (12.30)	8.17 (12.21)
B. Transfers and subsidies		3.51 (24.30)	7.80 (8.57)	9.66 (1.73)	7.39 (10.09)	7.61 (9.27)	7.61 (9.27)
C. Government enterprises and investment			6.00 (26.70)	8.00 (19.45)	7.00 (22.30)	8.00 (19.80)	7.00 (21.00)
D. Top marginal tax rate				5.50	8.50	8.50	8.50
(i) Top marginal income tax rate				9.00 (25)	10.00 (10)	10.00 (10)	10.00 (10)
(ii) Top marginal income and payroll tax rate				2.00 (51)	7.00 (32)	7.00 (32)	7.00 (32)
Area 2. Legal System and Property Rights		5.21	4.77	4.80	5.36	4.56	4.67
A. Judicial independence				2.38	3.29	2.22	2.47
B. Impartial courts			4.31	2.66	4.51	3.23	3.27
C. Protection of property rights				3.36	4.05	3.08	2.96
D. Military interference in rule of law and politics			6.67	8.33	8.33	8.33	8.33
E. Integrity of the legal system			3.33	3.68	4.17	4.17	4.17
F. Legal enforcement of contracts				5.17	5.36	4.34	4.39
G. Regulatory costs of the sale of real property				8.06	5.46	5.73	6.33
H. Reliability of police				4.91	5.86	4.49	4.54
I. Business costs of crime				4.64	7.17	5.42	5.58
Area 3. Sound Money		6.54	7.40	9.64	9.73	9.71	9.72
A. Money growth			9.57 (2.16)	9.50 (2.50)	9.86 (0.71)	9.43 (-2.84)	9.67 (-1.67)
B. Standard deviation of inflation		9.62 (0.95)	5.03 (12.43)	9.53 (1.16)	9.75 (0.62)	9.82 (0.46)	9.59 (1.03)
C. Inflation: most recent year		10.00 (0.00)	9.99 (0.05)	9.53 (2.37)	9.29 (3.55)	9.59 (2.03)	9.61 (1.94)
D. Freedom to own foreign currency bank accounts	0.00	0.00	5.00	10.00	10.00	10.00	10.00
Area 4. Freedom to Trade Internationally			5.88	6.33	7.25	7.03	7.45
A. Tariffs			6.11	8.24	8.45	8.62	8.62
(i) Revenue from trade taxes (% of trade sector)			5.14 (7.29)	8.14 (2.79)	8.57 (2.14)	8.57 (2.14)	8.57 (2.14)
(ii) Mean tariff rate			5.14 (7.29)	8.74 (6.30)	9.00 (5.00)	9.24 (3.80)	9.24 (3.80)
(iii) Standard deviation of tariff rates			6.60 (8.50)	7.83 (5.42)	7.78 (5.55)	8.04 (4.90)	8.04 (4.90)
B. Regulatory trade barriers				4.89	6.86	6.28	5.95
(i) Non-tariff trade barriers				4.41	6.28	5.11	4.46
(ii) Compliance costs of importing and exporting				5.36	7.45	7.45	7.45
C. Black-market exchange rates	0.00	0.00	10.00	10.00	10.00	10.00	10.00
D. Controls of the movement of capital and people	0.00	0.00	1.54	2.19	3.68	3.22	5.23
(i) Foreign ownership / investment restrictions				5.02	6.41	5.03	4.78
(ii) Capital controls	0.00	0.00	1.54	1.54	4.62	4.62	4.62
(iii) Freedom of foreigners to visit				0.00	0.00	0.00	6.29
Area 5. Regulation		2.47	5.75	6.10	6.38	6.23	6.24
A. Credit market regulations		0.00	5.36	7.51	7.04	7.06	6.98
(i) Ownership of banks		0.00	2.00	5.00	5.00	5.00	5.00
(ii) Private sector credit			5.08	8.53	6.12	6.17	5.94
(iii) Interest rate controls / negative real interest rates		0.00	9.00	9.00	10.00	10.00	10.00
B. Labor market regulations				5.97	5.97	5.67	5.48
(i) Hiring regulations and minimum wage				5.60	5.57	5.57	5.57
(ii) Hiring and firing regulations				6.69	6.11	5.68	4.81
(iii) Centralized collective bargaining				7.74	6.86	5.45	5.20
(iv) Hours regulations				8.00	8.00	8.00	8.00
(v) Mandated cost of worker dismissal				4.81	6.30	6.30	6.30
(vi) Conscription	0.00	0.00	10.00	3.00	3.00	3.00	3.00
C. Business regulations				4.82	6.12	5.98	6.25
(i) Administrative requirements				2.66	5.68	4.85	4.94
(ii) Bureaucracy costs				0.99	6.04	6.04	6.04
(iii) Starting a business				8.40	9.54	9.63	9.75
(iv) Extra payments / bribes / favoritism				4.94	4.78	3.36	3.59
(v) Licensing restrictions				4.63	4.83		7.19
(vi) Cost of tax compliance				7.31	5.84	6.00	6.00

Algeria

	1980	1990	2000	2005	2010	2012	2013
	Rating (Rank)	Rating (Rank)	Rating (Rank)	Rating (Rank)	Rating (Rank)	Rating (Rank)	Rating (Rank)
Summary Ratings (Rank)	3.97 (89)	3.45 (107)	4.66 (117)	5.74 (126)	5.21 (148)	5.14 (149)	5.20 (151)
	Rating (Data)	Rating (Data)	Rating (Data)	Rating (Data)	Rating (Data)	Rating (Data)	Rating (Data)
Area 1. Size of Government	4.32	4.60	5.65	4.84	3.38	3.23	3.42
A. Government consumption	4.65 (24.19)	5.19 (22.35)	4.53 (24.60)	3.90 (26.74)	1.94 (33.40)	0.62 (37.90)	1.38 (35.30)
B. Transfers and subsidies			8.41 (6.32)	8.63 (5.52)	8.19 (7.14)	7.82 (8.51)	7.82 (8.51)
C. Government enterprises and investment	4.00 (32.50)	4.00 (30.40)	4.00 (37.80)	2.00 (48.40)	0.00 (61.26)	0.00 (61.26)	0.00 (61.26)
D. Top marginal tax rate						4.50	4.50
(i) Top marginal income tax rate						7.00 (35)	7.00 (35)
(ii) Top marginal income and payroll tax rate						2.00 (53)	2.00 (53)
Area 2. Legal System and Property Rights	3.77	3.50	2.39	5.32	4.44	4.53	4.80
A. Judicial independence				4.57	2.54	3.69	4.10
B. Impartial courts			3.84	5.11	3.28	2.81	3.40
C. Protection of property rights				5.80	3.47	3.71	4.54
D. Military interference in rule of law and politics			0.00	5.00	5.00	5.00	5.00
E. Integrity of the legal system			3.33	5.00	5.00	5.00	5.00
F. Legal enforcement of contracts				4.39	4.39	4.39	4.39
G. Regulatory costs of the sale of real property				6.57	6.76	6.48	6.63
H. Reliability of police				6.89	4.56	4.58	5.12
I. Business costs of crime				4.58	4.94	5.10	4.98
Area 3. Sound Money	5.23	4.50	7.00	7.51	7.17	7.00	7.20
A. Money growth	8.35 (8.24)	9.35 (3.25)	7.95 (10.26)	7.84 (10.81)	8.35 (8.25)	9.17 (4.15)	8.92 (5.42)
B. Standard deviation of inflation	7.70 (5.75)	5.53 (11.17)	5.14 (12.16)	7.52 (6.20)	6.13 (9.67)	5.60 (11.01)	5.53 (11.16)
C. Inflation: most recent year	4.87 (25.66)	3.12 (34.40)	9.93 (0.34)	9.67 (1.64)	9.22 (3.91)	8.22 (8.89)	9.35 (3.25)
D. Freedom to own foreign currency bank accounts	0.00	0.00	5.00	5.00	5.00	5.00	5.00
Area 4. Freedom to Trade Internationally	2.55	1.69	4.80	5.98	5.75	5.31	4.87
A. Tariffs	7.66	5.08	4.95	6.95	6.76	6.86	6.86
(i) Revenue from trade taxes (% of trade sector)			6.36 (5.46)	8.21 (2.69)	8.16 (2.76)	8.48 (2.28)	8.48 (2.28)
(ii) Mean tariff rate	7.66 (11.70)	5.08 (24.60)	6.36 (5.46)	6.84 (15.80)	6.28 (18.60)	6.28 (18.60)	6.28 (18.60)
(iii) Standard deviation of tariff rates			3.40 (16.50)	5.81 (10.47)	5.83 (10.42)	5.83 (10.42)	5.83 (10.42)
B. Regulatory trade barriers				6.35	5.89	5.55	5.81
(i) Non-tariff trade barriers				5.16	4.73	4.05	4.51
(ii) Compliance costs of importing and exporting				7.53	7.05	7.05	7.12
C. Black-market exchange rates	0.00	0.00	7.78	7.93	8.57	7.20	5.27
D. Controls of the movement of capital and people	0.00	0.00	1.67	2.69	1.79	1.61	1.54
(i) Foreign ownership / investment restrictions				6.07	4.27	3.73	3.79
(ii) Capital controls	0.00	0.00	1.67	0.91	0.00	0.00	0.00
(iii) Freedom of foreigners to visit				1.10	1.11	1.11	0.84
Area 5. Regulation		2.93	3.45	5.06	5.33	5.62	5.70
A. Credit Market regulations	0.00	0.87	2.26	4.45	5.67	6.65	6.67
(i) Ownership of banks	0.00	0.00	0.00	0.00	0.00	0.00	0.00
(ii) Private sector credit		1.74	1.78	3.34	10.00	9.94	10.00
(iii) Interest rate controls (negative real interest rates)			5.00	10.00	7.00	10.00	10.00
B. Labor Market regulations				5.16	4.99	4.79	4.63
(i) Hiring regulations and minimum wage				5.60	5.57	5.57	5.57
(ii) Hiring and firing regulations				4.35	4.74	2.76	3.47
(iii) Centralized collective bargaining				5.59	4.91	5.69	5.98
(iv) Hours regulations				6.00	6.00	6.00	4.00
(v) Mandated cost of worker dismissal				8.42	7.76	7.76	7.76
(vi) Conscription	5.00	1.00	1.00	1.00	1.00	1.00	1.00
C. Business regulations				5.58	5.34	5.42	5.80
(i) Administrative requirements				3.31	2.10	2.51	3.42
(ii) Bureaucracy costs				3.74	6.52	6.52	6.52
(iii) Starting a business				8.94	8.97	8.98	9.10
(iv) Extra payments / bribes / favoritism				5.66	3.20	2.71	3.21
(v) Licensing restrictions				6.90	6.29	6.88	7.59
(vi) Cost of tax compliance				4.94	4.94	4.94	4.94

Angola

	1980	1990	2000	2005	2010	2012	2013
	Rating (Rank)	Rating (Rank)	Rating (Rank)	Rating (Rank)	Rating (Rank)	Rating (Rank)	Rating (Rank)
Summary Ratings (Rank)				3.81 (140)	5.37 (146)	5.36 (143)	5.37 (148)
	Rating (Data)	Rating (Data)	Rating (Data)	Rating (Data)	Rating (Data)	Rating (Data)	Rating (Data)
Area 1. Size of Government				3.72	5.37	4.93	5.34
A. Government consumption				2.59 (31.20)	4.03 (26.30)	1.82 (33.80)	3.44 (28.30)
B. Transfers and subsidies				8.58 (5.71)	7.96 (7.98)	8.40 (6.36)	8.40 (6.36)
C. Government enterprises and investment				0.00 (62.50)	0.00 (79.40)	0.00 (82.40)	0.00 (81.60)
D. Top marginal tax rate					9.50	9.50	9.50
(i) Top marginal income tax rate					10.00 (17)	10.00 (17)	10.00 (17)
(ii) Top marginal income and payroll tax rate					9.00 (25)	9.00 (25)	9.00 (25)
Area 2. Legal System and Property Rights				3.15	3.74	3.37	3.21
A. Judicial independence				3.08	2.36	2.40	1.84
B. Impartial courts				2.92	2.51	2.46	1.97
C. Protection of property rights				4.11	2.85	2.94	2.51
D. Military interference in rule of law and politics				3.33	3.33	3.33	3.33
E. Integrity of the legal system				5.00	5.00	4.17	4.17
F. Legal enforcement of contracts				2.30	2.30	2.30	2.30
G. Regulatory costs of the sale of real property				1.35	5.47	5.40	5.42
H. Reliability of police				3.84	4.23	3.29	3.02
I. Business costs of crime				2.40	5.62	3.99	4.29
Area 3. Sound Money				1.26	5.57	6.56	6.72
A. Money growth				0.00 (53.88)	5.12 (24.41)	8.84 (5.79)	9.00 (5.01)
B. Standard deviation of inflation				0.00 (40.17)	5.06 (12.36)	4.45 (13.88)	4.64 (13.41)
C. Inflation: most recent year				5.05 (24.76)	7.11 (14.47)	7.94 (10.29)	8.24 (8.78)
D. Freedom to own foreign currency bank accounts				0.00	5.00	5.00	5.00
Area 4. Freedom to Trade Internationally				6.22	6.19	6.14	5.93
A. Tariffs				8.39	8.24	8.32	8.32
(i) Revenue from trade taxes (% of trade sector)				9.35 (0.97)	8.89 (1.67)	9.09 (1.36)	9.09 (1.36)
(ii) Mean tariff rate				8.48 (7.60)	8.54 (7.30)	8.54 (7.30)	8.54 (7.30)
(iii) Standard deviation of tariff rates				7.35 (6.62)	7.28 (6.79)	7.31 (6.72)	7.31 (6.72)
B. Regulatory trade barriers				4.02	4.02	4.34	3.63
(i) Non-tariff trade barriers				6.67	4.71	4.56	3.13
(ii) Compliance costs of importing and exporting				1.38	3.33	4.13	4.13
C. Black-market exchange rates				10.00	10.00	10.00	10.00
D. Controls of the movement of capital and people				2.46	2.50	1.91	1.78
(i) Foreign ownership / investment restrictions				5.83	5.20	3.42	2.95
(ii) Capital controls				1.54	2.31	2.31	2.31
(iii) Freedom of foreigners to visit				0.00	0.00	0.00	0.08
Area 5. Regulation				4.70	5.96	5.81	5.67
A. Credit Market regulations				6.67	8.67	9.00	8.73
(i) Ownership of banks				5.00	8.00	8.00	8.00
(ii) Private sector credit				10.00	10.00	10.00	9.19
(iii) Interest rate controls (negative real interest rates)				5.00	8.00	9.00	9.00
B. Labor Market regulations				3.99	4.01	2.77	2.63
(i) Hiring regulations and minimum wage				3.30	3.33	3.33	3.33
(ii) Hiring and firing regulations				4.39	4.17	3.19	2.66
(iii) Centralized collective bargaining				7.62	6.28	5.47	5.17
(iv) Hours regulations				4.00	4.00	4.00	4.00
(v) Mandated cost of worker dismissal				4.62	6.26	0.65	0.65
(vi) Conscription				0.00	0.00	0.00	0.00
C. Business regulations				3.46	5.21	5.67	5.64
(i) Administrative requirements				2.17	1.76	2.94	2.76
(ii) Bureaucracy costs				0.46	7.94	7.94	7.94
(iii) Starting a business				3.09	6.49	6.45	6.52
(iv) Extra payments / bribes / favoritism				4.88	2.89	2.30	2.17
(v) Licensing restrictions				3.18	5.36	7.54	7.61
(vi) Cost of tax compliance				6.95	6.84	6.84	6.84

Argentina

	1980	1990	2000	2005	2010	2012	2013
	Rating (Rank)	Rating (Rank)	Rating (Rank)	Rating (Rank)	Rating (Rank)	Rating (Rank)	Rating (Rank)
Summary Ratings (Rank)	4.30 (80)	4.54 (91)	7.40 (35)	5.99 (110)	5.88 (135)	5.34 (144)	5.20 (151)
	Rating (Data)	Rating (Data)	Rating (Data)	Rating (Data)	Rating (Data)	Rating (Data)	Rating (Data)
Area 1. Size of Government	6.10	6.18	7.78	7.56	6.53	6.16	6.12
A. Government consumption	6.91 (16.50)	8.53 (11.00)	6.88 (16.62)	6.98 (16.26)	6.85 (16.70)	6.35 (18.40)	6.21 (18.90)
B. Transfers and subsidies	7.49 (9.70)	8.17 (7.20)	7.22 (10.69)	8.28 (6.82)	8.28 (6.82)	8.28 (6.82)	8.28 (6.82)
C. Government enterprises and investment	4.00 (39.50)	4.00 (30.00)	10.00 (6.44)	10.00 (11.03)	6.00 (12.65)	6.00 (12.65)	6.00
D. Top marginal tax rate	6.00	4.00	7.00	5.00	5.00	4.00	4.00
(i) Top marginal income tax rate	6.00 (45)	7.00 (35)	8.00 (35)	7.00 (35)	7.00 (35)	7.00 (35)	7.00 (35)
(ii) Top marginal income and payroll tax rate		1.00 (57)	6.00 (36-43)	3.00 (46)	3.00 (49)	1.00 (58)	1.00 (58)
Area 2. Legal System and Property Rights	4.20	6.03	5.41	4.22	4.31	4.06	3.99
A. Judicial independence			3.17	1.96	2.63	2.29	2.15
B. Impartial courts			5.18	2.62	2.61	2.10	2.10
C. Protection of property rights			3.72	3.18	2.92	2.45	2.71
D. Military interference in rule of law and politics			6.67	7.22	7.50	7.50	7.50
E. Integrity of the legal system			8.33	5.00	4.17	3.30	3.30
F. Legal enforcement of contracts				5.02	5.02	4.77	4.77
G. Regulatory costs of the sale of real property				6.74	6.70	6.82	6.86
H. Reliability of police				3.11	3.17	2.93	2.80
I. Business costs of crime				3.16	4.11	4.36	3.73
Area 3. Sound Money	2.50	2.50	9.71	5.44	6.59	6.58	6.30
A. Money growth	0.00 (90.34)	0.00 (441.58)	9.50 (-2.48)	3.33 (33.35)	7.53 (12.34)	6.82 (15.92)	6.33 (18.36)
B. Standard deviation of inflation	0.00 (119.77)	0.00 (1198.84)	9.52 (1.20)	5.37 (11.56)	9.14 (2.16)	9.36 (1.59)	9.49 (1.27)
C. Inflation: most recent year	0.00 (92.02)	0.00 (2064.19)	9.81 (-0.94)	8.07 (9.64)	4.68 (26.60)	5.12 (24.40)	4.40 (28.00)
D. Freedom to own foreign currency bank accounts	10.00	10.00	10.00	5.00	5.00	5.00	5.00
Area 4. Freedom to Trade Internationally	4.62	4.40	7.62	6.42	6.30	3.87	3.77
A. Tariffs	4.05	3.19	7.47	6.49	6.28	6.33	6.37
(i) Revenue from trade taxes (% of trade sector)	3.67 (9.50)	3.40 (9.90)	7.92 (3.12)	5.58 (6.62)	5.58 (6.62)	5.58 (6.62)	5.58 (6.62)
(ii) Mean tariff rate	4.44 (27.80)	5.90 (20.50)	7.92 (3.12)	7.88 (10.60)	7.48 (12.60)	7.50 (12.50)	7.32 (13.40)
(iii) Standard deviation of tariff rates		0.28 (24.30)	7.00 (7.50)	6.00 (10.00)	5.77 (10.58)	5.90 (10.25)	6.19 (9.51)
B. Regulatory trade barriers			6.42	5.69	5.33	4.87	5.25
(i) Non-tariff trade barriers			6.18	3.81	2.58	2.45	3.22
(ii) Compliance costs of importing and exporting			6.66	7.57	8.08	7.29	7.29
C. Black-market exchange rates	9.80	10.00	10.00	10.00	10.00	1.20	0.00
D. Controls of the movement of capital and people	0.00	0.00	6.58	3.49	3.59	3.08	3.44
(i) Foreign ownership / investment restrictions			9.31	5.88	5.36	3.84	3.52
(ii) Capital controls	0.00	0.00	3.85	0.00	0.77	0.77	0.77
(iii) Freedom of foreigners to visit				4.60	4.65	4.65	6.04
Area 5. Regulation	4.09	3.58	6.49	6.31	5.67	6.02	5.81
A. Credit Market regulations	4.45	3.70	7.32	8.27	6.57	7.79	7.46
(i) Ownership of banks	5.00	5.00	5.00	5.00	5.00	5.00	5.00
(ii) Private sector credit	8.34	6.09	6.95	9.80	5.72	9.37	8.38
(iii) Interest rate controls (negative real interest rates)	0.00	0.00	10.00	10.00	9.00	9.00	9.00
B. Labor Market regulations	3.73	3.46	6.11	5.12	5.36	5.34	4.93
(i) Hiring regulations and minimum wage			4.42	5.60	3.90	3.90	1.67
(ii) Hiring and firing regulations		3.00	5.28	2.50	2.82	2.86	2.64
(iii) Centralized collective bargaining	5.18	5.18	4.83	4.60	2.91	2.77	2.73
(iv) Hours regulations	5.01	4.66	6.01	8.00	10.00	10.00	10.00
(v) Mandated cost of worker dismissal				0.00	2.52	2.52	2.52
(vi) Conscription	1.00	1.00	10.00	10.00	10.00	10.00	10.00
C. Business regulations			6.05	5.54	5.07	4.94	5.06
(i) Administrative requirements			6.78	2.48	2.43	2.20	2.11
(ii) Bureaucracy costs			7.50	7.09	5.60	5.60	5.60
(iii) Starting a business			4.83	8.87	9.04	8.97	9.03
(iv) Extra payments / bribes / favoritism			5.07	4.98	3.20	2.80	2.78
(v) Licensing restrictions				4.91	4.81	4.58	5.35
(vi) Cost of tax compliance				4.92	5.35	5.46	5.46

Armenia

	1980	1990	2000	2005	2010	2012	2013
	Rating (Rank)	Rating (Rank)	Rating (Rank)	Rating (Rank)	Rating (Rank)	Rating (Rank)	Rating (Rank)
Summary Ratings (Rank)				7.31 (47)	7.54 (24)	7.72 (17)	7.67 (18)
	Rating (Data)	Rating (Data)	Rating (Data)	Rating (Data)	Rating (Data)	Rating (Data)	Rating (Data)
Area 1. Size of Government				7.75	8.14	8.50	7.90
A. Government consumption				8.16 (12.26)	7.51 (14.46)	8.00 (12.80)	7.62 (14.10)
B. Transfers and subsidies				8.33 (6.62)	8.05 (7.67)	8.00 (7.86)	8.00 (7.86)
C. Government enterprises and investment				6.00	8.00 (18.30)	10.00 (6.30)	10.00 (10.80)
D. Top marginal tax rate				8.50	9.00	8.00	6.00
(i) Top marginal income tax rate				9.00	10.00 (20)	9.00 (25)	6.00 (36)
(ii) Top marginal income and payroll tax rate				8.00	8.00 (26)	7.00 (34)	6.00 (36)
Area 2. Legal System and Property Rights				5.56	5.56	5.78	5.61
A. Judicial independence				2.11	3.01	3.25	3.20
B. Impartial courts				2.97	3.88	4.19	3.56
C. Protection of property rights				5.53	4.62	5.93	5.26
D. Military interference in rule of law and politics				5.83	5.83	5.83	5.83
E. Integrity of the legal system				5.00	5.00	5.00	5.00
F. Legal enforcement of contracts				7.16	5.99	5.01	5.32
G. Regulatory costs of the sale of real property				9.79	9.77	9.83	9.80
H. Reliability of police				4.63	4.10	5.07	4.99
I. Business costs of crime				7.00	7.82	7.89	7.56
Area 3. Sound Money				9.21	9.18	9.34	9.18
A. Money growth				7.56 (12.20)	9.64 (1.82)	9.67 (1.67)	9.41 (2.94)
B. Standard deviation of inflation				9.41 (1.48)	8.72 (3.21)	8.21 (4.47)	8.45 (3.87)
C. Inflation: most recent year				9.87 (0.64)	8.36 (8.18)	9.49 (2.56)	8.84 (5.79)
D. Freedom to own foreign currency bank accounts				10.00	10.00	10.00	10.00
Area 4. Freedom to Trade Internationally				7.08	7.61	7.34	8.08
A. Tariffs				7.71	8.90	8.90	8.90
(i) Revenue from trade taxes (% of trade sector)				9.37 (0.95)	9.15 (1.28)	9.03 (1.45)	9.03 (1.45)
(ii) Mean tariff rate				9.40 (3.00)	9.44 (2.80)	9.30 (3.50)	9.30 (3.50)
(iii) Standard deviation of tariff rates				4.36 (14.10)	8.11 (4.73)	8.36 (4.10)	8.36 (4.10)
B. Regulatory trade barriers				5.16	6.60	6.42	6.60
(i) Non-tariff trade barriers				5.31	5.25	5.14	5.50
(ii) Compliance costs of importing and exporting				5.00	7.95	7.70	7.70
C. Black-market exchange rates				10.00	10.00	10.00	10.00
D. Controls of the movement of capital and people				5.44	4.95	4.03	6.82
(i) Foreign ownership / investment restrictions				6.76	5.42	5.59	5.07
(ii) Capital controls				8.46	8.33	5.38	5.38
(iii) Freedom of foreigners to visit				1.10	1.11	1.11	10.00
Area 5. Regulation				6.95	7.22	7.64	7.56
A. Credit Market regulations				9.56	8.83	9.62	9.46
(i) Ownership of banks				10.00	10.00	10.00	10.00
(ii) Private sector credit				9.68	7.50	8.86	8.39
(iii) Interest rate controls (negative real interest rates)				9.00	9.00	10.00	10.00
B. Labor Market regulations				6.05	6.55	6.56	6.38
(i) Hiring regulations and minimum wage				6.70	6.67	6.67	6.67
(ii) Hiring and firing regulations				5.15	6.31	6.33	5.83
(iii) Centralized collective bargaining				7.64	7.36	7.36	6.79
(iv) Hours regulations				8.00	10.00	10.00	10.00
(v) Mandated cost of worker dismissal				8.79	8.99	8.99	8.99
(vi) Conscription				0.00	0.00	0.00	0.00
C. Business regulations				5.25	6.28	6.73	6.83
(i) Administrative requirements				3.04	4.12	4.77	4.50
(ii) Bureaucracy costs				2.93	6.08	6.08	6.08
(iii) Starting a business				9.36	9.71	9.86	9.89
(iv) Extra payments / bribes / favoritism				5.19	3.85	4.50	4.51
(v) Licensing restrictions				7.47	9.53	9.43	9.56
(vi) Cost of tax compliance				3.49	4.40	5.74	6.40

Australia

	1980	1990	2000	2005	2010	2012	2013
	Rating (Rank)	Rating (Rank)	Rating (Rank)	Rating (Rank)	Rating (Rank)	Rating (Rank)	Rating (Rank)
Summary Ratings (Rank)	6.85 (12)	7.73 (10)	8.07 (10)	8.07 (10)	7.94 (5)	7.87 (9)	7.83 (12)
	Rating (Data)	Rating (Data)	Rating (Data)	Rating (Data)	Rating (Data)	Rating (Data)	Rating (Data)
Area 1. Size of Government	5.08	5.35	5.47	6.38	6.67	6.67	6.72
A. Government consumption	4.93 (23.23)	5.20 (22.33)	4.79 (23.70)	4.72 (23.95)	4.36 (25.18)	4.41 (25.00)	4.59 (24.40)
B. Transfers and subsidies	7.38 (10.10)	7.22 (10.70)	7.09 (11.17)	6.80 (12.26)	6.80 (12.23)	6.79 (12.30)	6.79 (12.30)
C. Government enterprises and investment	6.00 (28.40)	6.00 (25.20)	10.00 (13.03)	10.00 (10.62)	10.00 (14.20)	10.00 (11.82)	10.00 (12.27)
D. Top marginal tax rate	2.00	3.00	3.00	4.00	5.50	5.50	5.50
(i) Top marginal income tax rate	2.00 (62)	3.00 (49)	3.00 (47)	4.00 (47)	6.00 (45)	6.00 (45)	6.00 (45)
(ii) Top marginal income and payroll tax rate		3.00 (49)	3.00 (49)	4.00 (49)	5.00 (47)	5.00 (47)	5.00 (47)
Area 2. Legal System and Property Rights	7.26	7.86	9.49	8.48	8.09	7.77	7.87
A. Judicial independence			9.52	8.80	8.53	7.90	8.15
B. Impartial courts			9.69	8.31	6.62	5.76	5.77
C. Protection of property rights			8.27	8.97	7.59	7.06	7.51
D. Military interference in rule of law and politics			10.00	10.00	10.00	10.00	10.00
E. Integrity of the legal system			10.00	9.79	9.17	9.17	9.17
F. Legal enforcement of contracts				6.23	6.16	6.16	6.16
G. Regulatory costs of the sale of real property				8.33	8.26	8.27	8.21
H. Reliability of police				8.07	8.24	8.31	8.42
I. Business costs of crime				7.82	8.19	7.28	7.48
Area 3. Sound Money	9.00	9.15	9.40	9.44	9.47	9.51	9.25
A. Money growth	8.57 (7.17)	8.06 (9.70)	9.19 (4.04)	8.61 (6.94)	9.13 (4.37)	9.02 (4.89)	8.57 (7.15)
B. Standard deviation of inflation	9.40 (1.51)	9.19 (2.02)	9.31 (1.72)	9.68 (0.79)	9.33 (1.67)	9.15 (2.12)	8.92 (2.70)
C. Inflation: most recent year	8.03 (9.84)	9.35 (3.26)	9.10 (4.48)	9.47 (2.67)	9.43 (2.85)	9.89 (0.56)	9.51 (2.45)
D. Freedom to own foreign currency bank accounts	10.00	10.00	10.00	10.00	10.00	10.00	10.00
Area 4. Freedom to Trade Internationally	6.38	8.15	8.33	7.48	7.52	7.71	7.57
A. Tariffs	7.35	6.46	8.43	8.43	8.83	9.20	9.03
(i) Revenue from trade taxes (% of trade sector)	7.60 (3.60)	7.93 (3.10)	9.06 (1.41)	8.97 (1.55)	9.25 (1.13)	9.25 (1.13)	9.25 (1.13)
(ii) Mean tariff rate	7.10 (14.50)	7.16 (14.20)	9.06 (1.41)	9.14 (4.30)	9.44 (2.80)	9.46 (2.70)	9.46 (2.70)
(iii) Standard deviation of tariff rates		4.28 (14.30)	7.40 (6.50)	7.17 (7.07)	7.80 (5.49)	8.90 (2.75)	8.37 (4.08)
B. Regulatory trade barriers			8.78	8.18	8.28	7.63	7.39
(i) Non-tariff trade barriers			8.07	7.44	7.65	6.35	5.86
(ii) Compliance costs of importing and exporting			9.50	8.91	8.91	8.91	8.91
C. Black-market exchange rates	9.80	10.00	10.00	10.00	10.00	10.00	10.00
D. Controls of the movement of capital and people	2.00	8.00	6.11	3.32	2.97	4.01	3.87
(i) Foreign ownership / investment restrictions			9.14	7.57	7.26	7.31	6.91
(ii) Capital controls	2.00	8.00	3.08	2.31	1.54	4.62	4.62
(iii) Freedom of foreigners to visit				0.10	0.11	0.11	0.08
Area 5. Regulation	6.53	8.12	7.63	8.55	7.96	7.68	7.75
A. Credit Market regulations	8.38	9.68	10.00	10.00	9.40	9.60	9.50
(i) Ownership of banks	8.00	10.00	10.00	10.00	10.00	10.00	10.00
(ii) Private sector credit	7.14	9.03	10.00	10.00	8.21	8.79	8.50
(iii) Interest rate controls (negative real interest rates)	10.00	10.00	10.00	10.00	10.00	10.00	10.00
B. Labor Market regulations		6.56	5.57	8.36	7.74	6.74	7.02
(i) Hiring regulations and minimum wage			4.55	10.00	8.90	8.90	8.90
(ii) Hiring and firing regulations		4.50	3.08	4.60	4.14	3.08	2.85
(iii) Centralized collective bargaining	5.18	5.18	5.52	5.93	5.44	4.56	4.47
(iv) Hours regulations			4.68	10.00	10.00	6.00	8.00
(v) Mandated cost of worker dismissal				9.63	7.93	7.93	7.93
(vi) Conscription	10.00	10.00	10.00	10.00	10.00	10.00	10.00
C. Business regulations			7.33	7.29	6.74	6.70	6.74
(i) Administrative requirements			6.73	3.49	3.64	2.97	3.01
(ii) Bureaucracy costs			6.20	5.32	1.95	1.95	1.95
(iii) Starting a business			7.37	9.92	9.93	9.91	9.91
(iv) Extra payments / bribes / favoritism			9.01	8.94	7.64	7.45	7.64
(v) Licensing restrictions				7.29	8.50	9.07	9.09
(vi) Cost of tax compliance				8.80	8.78	8.82	8.82

Austria

	1980	1990	2000	2005	2010	2012	2013
	Rating (Rank)	Rating (Rank)	Rating (Rank)	Rating (Rank)	Rating (Rank)	Rating (Rank)	Rating (Rank)
Summary Ratings (Rank)	6.45 (19)	6.95 (24)	7.55 (25)	7.85 (15)	7.54 (24)	7.48 (30)	7.46 (31)
	Rating (Data)	Rating (Data)	Rating (Data)	Rating (Data)	Rating (Data)	Rating (Data)	Rating (Data)
Area 1. Size of Government	3.14	3.11	2.77	5.23	4.90	4.95	4.86
A. Government consumption	4.46 (24.82)	4.40 (25.03)	4.16 (25.86)	4.58 (24.44)	4.07 (26.16)	4.21 (25.70)	3.85 (26.90)
B. Transfers and subsidies	4.11 (22.10)	4.03 (22.40)	2.93 (26.44)	2.84 (26.78)	2.02 (29.78)	2.09 (29.52)	2.09 (29.52)
C. Government enterprises and investment	2.00 (44.50)	2.00 (42.00)	10.00 (10.20)	10.00 (12.68)	10.00 (14.91)	10.00 (12.69)	10.00 (13.27)
D. Top marginal tax rate	2.00	2.00	2.00	3.50	3.50	3.50	3.50
(i) Top marginal income tax rate	2.00 (62)	4.00 (50)	4.00 (50)	4.00 (50)	4.00 (50)	4.00 (50)	4.00 (50)
(ii) Top marginal income and payroll tax rate		0.00 (62)	0.00 (66)	3.00 (54)	3.00 (54)	3.00 (54)	3.00 (54)
Area 2. Legal System and Property Rights	8.04	8.35	9.34	8.68	8.08	7.99	8.00
A. Judicial independence			9.02	8.15	7.57	6.84	6.96
B. Impartial courts			9.02	8.56	6.51	5.95	5.80
C. Protection of property rights			8.65	9.08	8.23	8.15	8.07
D. Military interference in rule of law and politics			10.00	10.00	10.00	10.00	10.00
E. Integrity of the legal system			10.00	10.00	10.00	10.00	10.00
F. Legal enforcement of contracts				6.70	6.38	6.38	6.38
G. Regulatory costs of the sale of real property				7.92	8.09	8.10	8.10
H. Reliability of police				8.63	8.21	8.21	8.23
I. Business costs of crime				9.04	7.74	8.32	8.48
Area 3. Sound Money	8.40	9.63	9.63	9.55	9.64	9.54	9.63
A. Money growth	9.97 (-0.17)	9.46 (2.69)	9.18 (4.10)	8.77 (6.15)	9.19 (4.06)	8.90 (5.52)	9.12 (4.41)
B. Standard deviation of inflation	9.64 (0.90)	9.75 (0.63)	9.80 (0.50)	9.91 (0.23)	9.74 (0.64)	9.75 (0.62)	9.79 (0.52)
C. Inflation: most recent year	9.00 (5.00)	9.31 (3.45)	9.53 (2.35)	9.54 (2.30)	9.64 (1.81)	9.50 (2.49)	9.60 (2.00)
D. Freedom to own foreign currency bank accounts	5.00	10.00	10.00	10.00	10.00	10.00	10.00
Area 4. Freedom to Trade Internationally	6.87	7.64	9.11	8.15	7.91	7.78	7.66
A. Tariffs	8.61	7.92	9.18	8.39	8.34	8.21	8.25
(i) Revenue from trade taxes (% of trade sector)	9.53 (0.70)	9.53 (0.70)	9.78 (0.33)	9.59 (0.62)	9.63 (0.55)	9.63 (0.55)	9.64 (0.54)
(ii) Mean tariff rate	7.68 (11.60)	8.26 (8.70)	9.78 (0.33)	9.46 (2.70)	8.98 (5.10)	8.90 (5.50)	8.90 (5.50)
(iii) Standard deviation of tariff rates		5.96 (10.10)	8.24 (4.40)	6.13 (9.67)	6.41 (8.98)	6.11 (9.74)	6.22 (9.46)
B. Regulatory trade barriers			9.15	8.39	7.93	7.63	7.32
(i) Non-tariff trade barriers			8.80	7.84	6.77	6.34	5.87
(ii) Compliance costs of importing and exporting			9.50	8.93	9.08	8.91	8.76
C. Black-market exchange rates	10.00	10.00	10.00	10.00	10.00	10.00	10.00
D. Controls of the movement of capital and people	2.00	5.00	8.11	5.80	5.35	5.29	5.07
(i) Foreign ownership / investment restrictions			9.30	7.93	6.57	6.39	6.26
(ii) Capital controls	2.00	5.00	6.92	3.08	3.08	3.08	3.08
(iii) Freedom of foreigners to visit				6.40	6.42	6.42	5.87
Area 5. Regulation	5.79	6.05	6.92	7.62	7.19	7.14	7.15
A. Credit Market regulations	6.96	7.46	9.75	9.75	8.93	9.04	9.08
(i) Ownership of banks	5.00	5.00	10.00	10.00	8.00	8.00	8.00
(ii) Private sector credit	7.88	7.39	9.24	9.26	8.78	9.12	9.25
(iii) Interest rate controls (negative real interest rates)	8.00	10.00	10.00	10.00	10.00	10.00	10.00
B. Labor Market regulations	4.63	4.63	3.86	5.91	6.33	6.20	6.09
(i) Hiring regulations and minimum wage			4.56	8.90	10.00	10.00	8.90
(ii) Hiring and firing regulations		4.82	3.05	4.25	4.26	3.86	4.11
(iii) Centralized collective bargaining	4.49	4.49	3.50	2.77	2.71	2.32	2.51
(iv) Hours regulations	4.40	4.22	5.18	6.70	8.00	8.00	8.00
(v) Mandated cost of worker dismissal				9.81	10.00	10.00	10.00
(vi) Conscription	5.00	5.00	3.00	3.00	3.00	3.00	3.00
C. Business regulations			7.16	7.21	6.32	6.19	6.28
(i) Administrative requirements			7.53	4.27	4.21	3.92	3.98
(ii) Bureaucracy costs			7.43	5.54	1.45	1.45	1.45
(iii) Starting a business			5.42	8.85	8.88	8.99	9.25
(iv) Extra payments / bribes / favoritism			8.27	8.92	7.65	6.96	7.09
(v) Licensing restrictions				7.61	7.65	7.65	7.79
(vi) Cost of tax compliance				8.09	8.09	8.14	8.14

Azerbaijan

	1980	1990	2000	2005	2010	2012	2013
	Rating (Rank)	Rating (Rank)	Rating (Rank)	Rating (Rank)	Rating (Rank)	Rating (Rank)	Rating (Rank)
Summary Ratings (Rank)				6.05 (105)	6.01 (130)	6.36 (115)	6.34 (118)
	Rating (Data)	Rating (Data)	Rating (Data)	Rating (Data)	Rating (Data)	Rating (Data)	Rating (Data)
Area 1. Size of Government				5.02	4.34	4.95	5.04
A. Government consumption				6.00 (19.61)	4.12 (26.00)	5.68 (20.70)	5.53 (21.20)
B. Transfers and subsidies				7.09 (11.19)	8.26 (6.88)	8.12 (7.39)	8.12 (7.39)
C. Government enterprises and investment				2.00	0.00 (65.42)	0.00 (77.11)	0.00 (77.11)
D. Top marginal tax rate				5.00	5.00	6.00	6.50
(i) Top marginal income tax rate				7.00 (35)	7.00 (35)	8.00 (30)	9.00 (25)
(ii) Top marginal income and payroll tax rate				3.00 (49)	3.00 (49)	4.00 (45)	4.00 (41)
Area 2. Legal System and Property Rights				5.87	5.97	6.18	5.94
A. Judicial independence				2.98	4.05	3.80	3.60
B. Impartial courts				3.40	4.23	4.63	4.47
C. Protection of property rights				4.39	4.73	4.96	4.68
D. Military interference in rule of law and politics				6.67	5.83	5.83	5.00
E. Integrity of the legal system				6.04	5.83	5.83	5.83
F. Legal enforcement of contracts				7.33	7.55	7.55	7.25
G. Regulatory costs of the sale of real property				8.85	9.73	9.63	9.71
H. Reliability of police				5.75	4.64	5.54	5.14
I. Business costs of crime				7.44	7.14	7.88	7.79
Area 3. Sound Money				7.25	6.25	6.86	6.77
A. Money growth				8.57 (7.17)	7.01 (14.97)	9.19 (4.06)	8.50 (7.52)
B. Standard deviation of inflation				7.77 (5.58)	4.14 (14.66)	3.47 (16.33)	4.06 (14.85)
C. Inflation: most recent year				7.68 (11.59)	8.87 (5.67)	9.79 (1.06)	9.52 (2.42)
D. Freedom to own foreign currency bank accounts				5.00	5.00	5.00	5.00
Area 4. Freedom to Trade Internationally				5.92	6.48	6.79	6.90
A. Tariffs				6.91	8.13	7.97	8.02
(i) Revenue from trade taxes (% of trade sector)					9.39 (0.92)	9.09 (1.36)	9.09 (1.36)
(ii) Mean tariff rate				7.92 (10.40)	8.22 (8.90)	8.18 (9.10)	8.20 (9.00)
(iii) Standard deviation of tariff rates				5.89 (10.27)	6.80 (8.01)	6.65 (8.37)	6.76 (8.10)
B. Regulatory trade barriers				3.51	4.47	5.84	5.98
(i) Non-tariff trade barriers				4.38	4.59	5.42	5.62
(ii) Compliance costs of importing and exporting				2.64	4.36	6.26	6.34
C. Black-market exchange rates				10.00	10.00	10.00	10.00
D. Controls of the movement of capital and people				3.25	3.33	3.34	3.59
(i) Foreign ownership / investment restrictions				6.68	5.38	5.41	5.05
(ii) Capital controls				3.08	4.62	4.62	4.62
(iii) Freedom of foreigners to visit				0.00	0.00	0.00	1.09
Area 5. Regulation				6.19	6.99	7.04	7.06
A. Credit Market regulations				7.33	8.00	8.00	8.00
(i) Ownership of banks				5.00	5.00	5.00	5.00
(ii) Private sector credit				7.99	10.00	10.00	10.00
(iii) Interest rate controls (negative real interest rates)				9.00	9.00	9.00	9.00
B. Labor Market regulations				6.51	6.69	6.50	6.35
(i) Hiring regulations and minimum wage				6.70	8.33	8.33	8.33
(ii) Hiring and firing regulations				7.78	7.24	6.53	5.68
(iii) Centralized collective bargaining				7.60	7.82	7.40	7.31
(iv) Hours regulations				8.00	8.00	8.00	8.00
(v) Mandated cost of worker dismissal				7.96	7.76	7.76	7.76
(vi) Conscription				1.00	1.00	1.00	1.00
C. Business regulations				4.74	6.28	6.62	6.83
(i) Administrative requirements				3.96	4.48	5.28	4.89
(ii) Bureaucracy costs				5.89	5.72	5.72	5.72
(iii) Starting a business				8.27	9.72	9.77	9.81
(iv) Extra payments / bribes / favoritism				4.65	3.46	4.38	4.32
(v) Licensing restrictions				5.67	6.85	6.95	8.45
(vi) Cost of tax compliance				0.00	7.48	7.60	7.81

Bahamas

	1980	1990	2000	2005	2010	2012	2013
	Rating (Rank)	Rating (Rank)	Rating (Rank)	Rating (Rank)	Rating (Rank)	Rating (Rank)	Rating (Rank)
Summary Ratings (Rank)	6.28 (24)	6.47 (33)	6.69 (61)	7.42 (36)	7.46 (31)	7.40 (36)	7.40 (37)
	Rating (Data)	Rating (Data)	Rating (Data)	Rating (Data)	Rating (Data)	Rating (Data)	Rating (Data)
Area 1. Size of Government	8.45	8.51	7.79	8.06	8.13	8.14	8.06
A. Government consumption	6.81 (16.85)	7.18 (15.60)	5.18 (22.40)	6.46 (18.04)	6.56 (17.70)	6.62 (17.50)	6.29 (18.60)
B. Transfers and subsidies	10.00 (0.50)	9.86 (1.00)	8.97 (4.29)	8.78 (4.96)	8.97 (4.28)	8.95 (4.36)	8.95 (4.36)
C. Government enterprises and investment	7.00 (24.20)	7.00 (24.20)	7.00	7.00	7.00	7.00	7.00
D. Top marginal tax rate	10.00	10.00	10.00	10.00	10.00	10.00	10.00
(i) Top marginal income tax rate	10.00 (0)	10.00 (0)	10.00 (0)	10.00 (0)	10.00 (0)	10.00 (0)	10.00 (0)
(ii) Top marginal income and payroll tax rate			10.00 (5-9)	10.00 (5-9)	10.00 (10)	10.00 (9)	10.00 (9)
Area 2. Legal System and Property Rights		5.70	6.35	8.47	6.57	6.66	6.66
A. Judicial independence			5.00				
B. Impartial courts			7.07	7.90	6.80	6.60	6.60
C. Protection of property rights			3.00				
D. Military interference in rule of law and politics			10.00	10.00	10.00	10.00	10.00
E. Integrity of the legal system			6.67	7.50	7.50	7.50	7.50
F. Legal enforcement of contracts					5.49	5.49	5.49
G. Regulatory costs of the sale of real property					3.06	3.72	3.72
H. Reliability of police							
I. Business costs of crime							
Area 3. Sound Money	6.25	7.02	6.87	6.82	7.30	7.08	7.12
A. Money growth	8.43 (7.84)	9.38 (3.08)	8.05 (9.74)	8.61 (6.95)	9.93 (0.34)	9.33 (3.33)	9.09 (4.57)
B. Standard deviation of inflation	8.58 (3.54)	9.32 (1.70)	9.64 (0.90)	8.97 (2.57)	9.53 (1.18)	9.38 (1.55)	9.48 (1.29)
C. Inflation: most recent year	8.00 (10.01)	9.37 (3.16)	9.79 (1.04)	9.68 (1.59)	9.73 (1.34)	9.61 (1.97)	9.93 (0.37)
D. Freedom to own foreign currency bank accounts	0.00	0.00	0.00	0.00	0.00	0.00	0.00
Area 4. Freedom to Trade Internationally	3.44	3.67	4.96	6.34	6.35	6.34	6.52
A. Tariffs	4.32	3.60	3.33	4.26	3.27	3.24	3.10
(i) Revenue from trade taxes (% of trade sector)	4.60 (8.10)	3.60 (9.60)	3.67 (9.50)	4.14 (8.79)	4.04 (8.94)	3.93 (9.10)	3.93 (9.10)
(ii) Mean tariff rate	4.04 (29.80)		3.67 (9.50)	3.96 (30.20)	2.82 (35.90)	2.82 (35.90)	2.96 (35.20)
(iii) Standard deviation of tariff rates				4.68 (13.29)	2.96 (17.59)	2.96 (17.59)	2.40 (19.01)
B. Regulatory trade barriers					7.76	7.76	7.76
(i) Non-tariff trade barriers							
(ii) Compliance costs of importing and exporting					7.76	7.76	7.76
C. Black-market exchange rates	6.00	7.40	10.00	10.00	10.00	10.00	10.00
D. Controls of the movement of capital and people	0.00	0.00	1.54	4.77	4.37	4.37	5.21
(i) Foreign ownership / investment restrictions							
(ii) Capital controls	0.00	0.00	1.54	1.54	0.77	0.77	0.77
(iii) Freedom of foreigners to visit				8.00	7.97	7.97	9.64
Area 5. Regulation	6.98	7.45	7.51	7.42	8.94	8.80	8.63
A. Credit Market regulations	8.62	9.84	10.00	9.78	9.23	8.71	8.71
(i) Ownership of banks	10.00	10.00	10.00	10.00	10.00	10.00	10.00
(ii) Private sector credit	7.86	9.53	10.00	9.35	7.68	6.12	6.12
(iii) Interest rate controls (negative real interest rates)	8.00	10.00	10.00	10.00	10.00	10.00	10.00
B. Labor Market regulations					8.86	8.86	8.36
(i) Hiring regulations and minimum wage					8.90	8.90	8.90
(ii) Hiring and firing regulations							
(iii) Centralized collective bargaining							
(iv) Hours regulations					10.00	10.00	8.00
(v) Mandated cost of worker dismissal					6.55	6.55	6.55
(vi) Conscription	10.00	10.00	10.00	10.00	10.00	10.00	10.00
C. Business regulations					8.73	8.82	8.83
(i) Administrative requirements							
(ii) Bureaucracy costs							
(iii) Starting a business					8.92	9.14	9.14
(iv) Extra payments / bribes / favoritism							
(v) Licensing restrictions					7.91	7.97	8.01
(vi) Cost of tax compliance					9.35	9.35	9.35

Bahrain

	1980	1990	2000	2005	2010	2012	2013
	Rating (Rank)	Rating (Rank)	Rating (Rank)	Rating (Rank)	Rating (Rank)	Rating (Rank)	Rating (Rank)
Summary Ratings (Rank)	7.39 (7)	6.88 (26)	7.69 (18)	7.16 (56)	7.75 (13)	7.57 (22)	7.55 (24)
	Rating (Data)	Rating (Data)	Rating (Data)	Rating (Data)	Rating (Data)	Rating (Data)	Rating (Data)
Area 1. Size of Government	7.26	5.91	6.80	6.48	7.04	6.74	6.72
A. Government consumption	3.25 (28.95)	0.00 (43.78)	3.78 (27.15)	2.94 (29.99)	4.74 (23.90)	3.65 (27.60)	3.56 (27.88)
B. Transfers and subsidies	9.81 (1.20)	9.64 (1.80)	9.43 (2.59)	8.99 (4.21)	9.44 (2.56)	9.30 (3.06)	9.30 (3.06)
C. Government enterprises and investment	6.00 (29.80)	4.00 (31.70)	4.00 (31.70)	4.00	4.00	4.00	4.00
D. Top marginal tax rate	10.00	10.00	10.00	10.00	10.00	10.00	10.00
(i) Top marginal income tax rate	10.00 (0)	10.00 (0)	10.00 (0)	10.00 (0)	10.00 (0)	10.00 (0)	10.00 (0)
(ii) Top marginal income and payroll tax rate		10.00 (0)			10.00 (17)	10.00 (17)	10.00 (17)
Area 2. Legal System and Property Rights		5.70	6.54	5.76	7.00	6.30	6.28
A. Judicial independence				4.07	7.18	5.86	5.69
B. Impartial courts			6.30	4.12	6.02	5.09	5.07
C. Protection of property rights				6.62	7.86	7.51	7.08
D. Military interference in rule of law and politics			5.00	5.00	5.00	5.00	5.00
E. Integrity of the legal system			8.33	8.33	8.33	7.50	7.50
F. Legal enforcement of contracts					4.79	4.79	4.79
G. Regulatory costs of the sale of real property					8.53	8.53	8.86
H. Reliability of police				5.70	7.96	6.65	6.73
I. Business costs of crime				6.48	7.31	5.75	5.82
Area 3. Sound Money	8.10	8.79	9.12	8.82	8.39	8.61	8.71
A. Money growth	6.38 (18.10)	9.60 (1.99)	9.71 (1.46)	8.40 (7.99)	8.56 (7.20)	9.63 (1.86)	9.87 (0.65)
B. Standard deviation of inflation	6.81 (7.98)	6.92 (7.71)	6.91 (7.73)	7.38 (6.54)	5.40 (11.50)	5.35 (11.64)	5.61 (10.96)
C. Inflation: most recent year	9.22 (3.90)	8.63 (6.84)	9.86 (-0.70)	9.48 (2.59)	9.61 (1.96)	9.45 (2.75)	9.36 (3.19)
D. Freedom to own foreign currency bank accounts	10.00	10.00	10.00	10.00	10.00	10.00	10.00
Area 4. Freedom to Trade Internationally	7.13	7.09	8.71	7.65	7.98	7.70	7.66
A. Tariffs	9.39	9.27	9.19	8.37	8.22	8.46	8.56
(i) Revenue from trade taxes (% of trade sector)	9.39 (0.91)	9.27 (1.10)	9.19 (1.21)	8.83 (1.75)	9.42 (0.87)	9.51 (0.73)	9.51 (0.73)
(ii) Mean tariff rate			9.19 (1.21)	8.98 (5.10)	8.98 (5.10)	9.00 (5.00)	9.06 (4.70)
(iii) Standard deviation of tariff rates				7.31 (6.73)	6.26 (9.36)	6.86 (7.85)	7.10 (7.24)
B. Regulatory trade barriers				7.59	8.29	7.39	7.38
(i) Non-tariff trade barriers				7.59	8.28	6.47	6.45
(ii) Compliance costs of importing and exporting					8.31	8.31	8.31
C. Black-market exchange rates	10.00	10.00	10.00	10.00	10.00	10.00	10.00
D. Controls of the movement of capital and people	2.00	2.00	6.92	4.63	5.40	4.95	4.71
(i) Foreign ownership / investment restrictions				7.14	8.15	7.64	7.39
(ii) Capital controls	2.00	2.00	6.92	6.15	7.50	6.67	6.15
(iii) Freedom of foreigners to visit				0.60	0.55	0.55	0.59
Area 5. Regulation	7.07	6.94	7.26	7.10	8.33	8.51	8.38
A. Credit Market regulations	8.71	8.49	9.34	9.43	8.47	9.80	9.48
(i) Ownership of banks	8.00	8.00	10.00	10.00	10.00	10.00	10.00
(ii) Private sector credit	9.42	7.47	8.01	8.29	8.42	9.39	8.44
(iii) Interest rate controls (negative real interest rates)		10.00	10.00	10.00	7.00	10.00	10.00
B. Labor Market regulations				7.03	8.87	8.33	8.32
(i) Hiring regulations and minimum wage					10.00	8.33	8.33
(ii) Hiring and firing regulations				3.25	4.79	5.45	5.57
(iii) Centralized collective bargaining				7.85	8.42	8.18	8.00
(iv) Hours regulations					10.00	8.00	8.00
(v) Mandated cost of worker dismissal					10.00	10.00	10.00
(vi) Conscription	10.00	10.00	10.00	10.00	10.00	10.00	10.00
C. Business regulations				4.83	7.64	7.41	7.35
(i) Administrative requirements				4.04	6.45	5.67	5.44
(ii) Bureaucracy costs				2.93	3.25	3.25	3.25
(iii) Starting a business					8.85	8.96	9.07
(iv) Extra payments / bribes / favoritism				7.51	7.72	7.09	7.08
(v) Licensing restrictions					9.98	9.92	9.94
(vi) Cost of tax compliance					9.60	9.60	9.33

Bangladesh

	1980	1990	2000	2005	2010	2012	2013
	Rating (Rank)	Rating (Rank)	Rating (Rank)	Rating (Rank)	Rating (Rank)	Rating (Rank)	Rating (Rank)
Summary Ratings (Rank)	3.34 (101)	4.50 (92)	6.02 (86)	6.08 (104)	6.43 (107)	6.33 (117)	6.42 (115)
	Rating (Data)	Rating (Data)	Rating (Data)	Rating (Data)	Rating (Data)	Rating (Data)	Rating (Data)
Area 1. Size of Government	4.30	7.00	8.07	8.62	9.09	8.84	8.86
A. Government consumption	9.89 (6.38)	10.00 (4.82)	10.00 (5.60)	9.69 (7.04)	9.79 (6.70)	9.74 (6.90)	9.82 (6.60)
B. Transfers and subsidies			9.28 (3.15)	9.78 (1.29)	9.56 (2.10)	9.62 (1.90)	9.62 (1.90)
C. Government enterprises and investment	2.00 (44.40)	2.00 (47.10)	4.00 (30.03)	6.00 (25.30)	8.00 (17.80)	7.00 (20.40)	7.00 (23.40)
D. Top marginal tax rate	1.00	9.00	9.00	9.00	9.00	9.00	9.00
(i) Top marginal income tax rate	1.00 (60)	9.00 (25)	9.00 (25)	9.00 (25)	9.00 (25)	9.00 (25)	9.00 (25)
(ii) Top marginal income and payroll tax rate		9.00 (25)	9.00 (25)	9.00 (25)	9.00 (25)	9.00 (25)	9.00 (25)
Area 2. Legal System and Property Rights	2.54	2.44	3.23	2.96	3.61	3.23	3.02
A. Judicial independence				2.48	3.70	2.39	2.05
B. Impartial courts			4.22	2.97	3.70	3.69	3.13
C. Protection of property rights			2.02	4.70	4.44	3.93	3.75
D. Military interference in rule of law and politics			3.33	4.58	4.17	4.17	4.17
E. Integrity of the legal system			3.33	3.33	3.33	3.33	3.33
F. Legal enforcement of contracts				1.15	1.15	0.94	0.94
G. Regulatory costs of the sale of real property				1.61	3.20	3.17	3.02
H. Reliability of police				2.27	3.44	2.72	2.62
I. Business costs of crime				3.52	5.32	4.77	4.15
Area 3. Sound Money	4.64	6.95	7.02	6.65	6.48	6.72	6.75
A. Money growth	7.03 (14.86)	9.62 (1.89)	9.07 (4.64)	8.55 (7.24)	8.08 (9.61)	8.54 (7.32)	8.85 (5.73)
B. Standard deviation of inflation	4.23 (14.43)	9.16 (2.10)	9.46 (1.36)	9.45 (1.38)	9.48 (1.30)	9.57 (1.07)	9.67 (0.83)
C. Inflation: most recent year	7.32 (13.39)	9.03 (4.87)	9.56 (2.21)	8.59 (7.04)	8.37 (8.13)	8.76 (6.22)	8.49 (7.53)
D. Freedom to own foreign currency bank accounts	0.00	0.00	0.00	0.00	0.00	0.00	0.00
Area 4. Freedom to Trade Internationally	0.18	0.21	5.71	5.77	6.04	6.05	6.55
A. Tariffs	0.53	0.64	5.19	5.76	6.41	6.59	6.60
(i) Revenue from trade taxes (% of trade sector)	1.07 (13.40)	1.93 (12.10)	5.33 (7.00)	4.12 (8.82)	5.65 (6.52)	6.29 (5.56)	6.29 (5.56)
(ii) Mean tariff rate	0.00 (99.90)	0.00 (102.20)	5.33 (7.00)	6.64 (16.80)	7.06 (14.70)	7.12 (14.40)	7.22 (13.90)
(iii) Standard deviation of tariff rates		0.00 (50.40)	4.56 (13.60)	6.53 (8.66)	6.53 (8.67)	6.37 (9.07)	6.27 (9.31)
B. Regulatory trade barriers			4.73	4.54	5.72	5.75	5.90
(i) Non-tariff trade barriers			4.73	5.40	5.32	5.62	6.11
(ii) Compliance costs of importing and exporting				3.67	6.13	5.88	5.69
C. Black-market exchange rates	0.00	0.00	10.00	10.00	10.00	10.00	10.00
D. Controls of the movement of capital and people	0.00	0.00	2.93	2.76	2.00	1.84	3.71
(i) Foreign ownership / investment restrictions			5.86	7.52	6.01	5.52	5.33
(ii) Capital controls	0.00	0.00	0.00	0.77	0.00	0.00	0.00
(iii) Freedom of foreigners to visit				0.00	0.00	0.00	5.79
Area 5. Regulation	5.03	5.91	6.06	6.42	6.94	6.79	6.92
A. Credit Market regulations	3.44	5.76	6.68	8.21	8.26	7.95	7.86
(i) Ownership of banks	0.00	0.00	2.00	5.00	5.00	5.00	5.00
(ii) Private sector credit	4.31	7.28	8.05	9.64	9.79	8.85	8.59
(iii) Interest rate controls (negative real interest rates)	6.00	10.00	10.00	10.00	10.00	10.00	10.00
B. Labor Market regulations			6.55	6.76	6.68	6.51	7.23
(i) Hiring regulations and minimum wage			4.60	6.70	5.57	5.57	10.00
(ii) Hiring and firing regulations			4.97	6.00	6.23	5.82	5.62
(iii) Centralized collective bargaining			6.63	7.52	6.94	6.31	6.39
(iv) Hours regulations				10.00	10.00	10.00	10.00
(v) Mandated cost of worker dismissal				0.36	1.37	1.37	1.37
(vi) Conscription	10.00	10.00	10.00	10.00	10.00	10.00	10.00
C. Business regulations			4.94	4.29	5.89	5.92	5.67
(i) Administrative requirements			7.55	2.40	3.40	3.67	3.26
(ii) Bureaucracy costs			5.73	2.40	6.30	6.30	6.30
(iii) Starting a business			4.58	7.85	9.07	9.45	9.20
(iv) Extra payments / bribes / favoritism			1.91	2.35	2.58	2.06	2.10
(v) Licensing restrictions				5.22	7.36	7.44	6.52
(vi) Cost of tax compliance				5.52	6.61	6.61	6.61

Barbados

	1980	1990	2000	2005	2010	2012	2013
	Rating (Rank)	Rating (Rank)	Rating (Rank)	Rating (Rank)	Rating (Rank)	Rating (Rank)	Rating (Rank)
Summary Ratings (Rank)	5.72 (36)	6.06 (41)	6.20 (78)	6.81 (73)	6.83 (81)	6.90 (79)	6.83 (90)
	Rating (Data)	Rating (Data)	Rating (Data)	Rating (Data)	Rating (Data)	Rating (Data)	Rating (Data)
Area 1. Size of Government	6.27	6.42	6.85	6.59	6.70	7.01	6.88
A. Government consumption	6.09 (19.28)	4.69 (24.07)	3.91 (26.70)	4.44 (24.92)	5.56 (21.10)	6.82 (16.80)	5.31 (21.95)
B. Transfers and subsidies	10.00 (0.20)	10.00 (0.50)	10.00 (0.00)	8.43 (6.28)	6.23 (14.35)	6.23 (14.35)	6.23 (14.35)
C. Government enterprises and investment	8.00 (19.00)	8.00 (18.30)	10.00 (12.00)	10.00 (3.68)	10.00 (3.68)	10.00	10.00
D. Top marginal tax rate	1.00	3.00	3.50	3.50	5.00	5.00	6.00
(i) Top marginal income tax rate	1.00 (60)	4.00 (50)	5.00 (40)	5.00 (40)	7.00 (35)	7.00 (35)	6.00 (38)
(ii) Top marginal income and payroll tax rate		2.00 (54)	2.00 (53)	2.00 (53)	3.00 (47)	3.00 (47)	6.00 (38)
Area 2. Legal System and Property Rights		5.70	5.20	7.65	7.79	6.49	6.43
A. Judicial independence			5.00	8.12	8.20	7.51	7.12
B. Impartial courts			7.61	7.15	6.26	5.61	5.25
C. Protection of property rights			3.00	7.35	8.04	6.73	6.69
D. Military interference in rule of law and politics				9.40	9.20	9.50	9.70
E. Integrity of the legal system							
F. Legal enforcement of contracts						3.80	3.80
G. Regulatory costs of the sale of real property						5.27	5.93
H. Reliability of police				7.22	8.34	7.79	7.72
I. Business costs of crime				6.64	6.70	5.72	5.25
Area 3. Sound Money	5.06	6.67	6.70	6.29	6.58	6.53	6.96
A. Money growth	7.17 (14.16)	9.12 (4.38)	7.89 (10.55)	7.66 (11.68)	9.22 (3.89)	8.98 (-5.11)	9.34 (-3.32)
B. Standard deviation of inflation	7.59 (6.03)	8.64 (3.39)	9.40 (1.50)	8.70 (3.26)	8.26 (4.36)	8.04 (4.91)	8.86 (2.85)
C. Inflation: most recent year	5.49 (22.56)	8.91 (5.45)	9.51 (2.44)	8.78 (6.08)	8.84 (5.82)	9.09 (4.53)	9.64 (1.80)
D. Freedom to own foreign currency bank accounts	0.00	0.00	0.00	0.00	0.00	0.00	0.00
Area 4. Freedom to Trade Internationally	5.11	4.69	5.33	6.66	6.80	7.34	7.40
A. Tariffs	7.53	6.06	6.20	5.63	5.80	6.03	7.12
(i) Revenue from trade taxes (% of trade sector)	7.53 (3.70)	7.60 (3.60)		7.90 (3.16)	8.35 (2.47)	8.35 (2.47)	8.35 (2.47)
(ii) Mean tariff rate				7.30 (13.50)	7.30 (13.50)	7.52 (12.40)	7.84 (10.80)
(iii) Standard deviation of tariff rates		4.52 (13.70)		1.68 (20.79)	1.74 (20.66)	2.21 (19.47)	5.16 (12.10)
B. Regulatory trade barriers				5.21	5.79	7.61	7.84
(i) Non-tariff trade barriers				5.21	5.79	6.31	6.77
(ii) Compliance costs of importing and exporting						8.91	8.91
C. Black-market exchange rates	7.80	8.00	9.80	10.00	10.00	10.00	10.00
D. Controls of the movement of capital and people	0.00	0.00	0.00	5.81	5.62	5.71	4.65
(i) Foreign ownership / investment restrictions				7.42	6.85	7.14	6.81
(ii) Capital controls	0.00	0.00	0.00	0.00	0.00	0.00	0.00
(iii) Freedom of foreigners to visit				10.00	10.00	10.00	7.13
Area 5. Regulation	6.45	6.84	6.89	6.86	6.30	7.11	6.47
A. Credit Market regulations	7.19	8.25	8.37	8.34	6.16	7.38	6.00
(i) Ownership of banks	8.00	8.00	8.00	8.00	8.00	8.00	8.00
(ii) Private sector credit	7.58	6.74	7.11	7.02	0.49	4.13	0.00
(iii) Interest rate controls (negative real interest rates)	6.00	10.00	10.00	10.00	10.00	10.00	10.00
B. Labor Market regulations				7.21	6.93	7.70	7.25
(i) Hiring regulations and minimum wage						8.90	8.90
(ii) Hiring and firing regulations				5.03	4.85	5.18	4.41
(iii) Centralized collective bargaining				6.61	5.94	6.43	6.51
(iv) Hours regulations						10.00	8.00
(v) Mandated cost of worker dismissal						5.68	5.68
(vi) Conscription	10.00	10.00	10.00	10.00	10.00	10.00	10.00
C. Business regulations				5.03	5.82	6.25	6.16
(i) Administrative requirements				4.01	6.13	5.29	5.11
(ii) Bureaucracy costs				3.43	4.09	4.09	4.09
(iii) Starting a business						9.35	9.34
(iv) Extra payments / bribes / favoritism				7.64	7.24	6.44	6.09
(v) Licensing restrictions						4.98	5.00
(vi) Cost of tax compliance						7.34	7.34

Belgium

	1980	1990	2000	2005	2010	2012	2013
	Rating (Rank)	Rating (Rank)	Rating (Rank)	Rating (Rank)	Rating (Rank)	Rating (Rank)	Rating (Rank)
Summary Ratings (Rank)	7.35 (9)	7.56 (12)	7.89 (14)	7.41 (39)	7.34 (38)	7.28 (50)	7.26 (52)
	Rating (Data)	Rating (Data)	Rating (Data)	Rating (Data)	Rating (Data)	Rating (Data)	Rating (Data)
Area 1. Size of Government	3.62	4.19	4.57	4.34	3.99	3.92	3.91
A. Government consumption	5.43 (21.55)	6.44 (18.10)	3.45 (28.26)	2.95 (29.96)	2.53 (31.39)	2.35 (32.00)	2.32 (32.10)
B. Transfers and subsidies	3.05 (26.00)	3.32 (25.00)	3.81 (23.21)	3.39 (24.77)	2.43 (28.29)	2.33 (28.66)	2.33 (28.66)
C. Government enterprises and investment	6.00 (26.80)	6.00 (27.00)	10.00 (10.43)	10.00 (9.45)	10.00 (9.88)	10.00 (10.16)	10.00 (9.76)
D. Top marginal tax rate	0.00	1.00	1.00	1.00	1.00	1.00	1.00
(i) Top marginal income tax rate	0.00 (76)	2.00 (55-61)	2.00 (58-62.7)	2.00 (50-55)	2.00 (50-55)	2.00 (50-55)	2.00 (50-55)
(ii) Top marginal income and payroll tax rate		0.00 (70)	0.00 (71)	0.00 (67-71)	0.00 (68-71)	0.00 (67-70)	0.00 (67-70)
Area 2. Legal System and Property Rights	7.83	8.35	8.29	6.97	7.08	7.09	7.13
A. Judicial independence			7.35	6.98	7.11	7.38	7.78
B. Impartial courts			8.18	6.32	5.22	5.23	5.22
C. Protection of property rights			7.57	8.20	7.28	7.35	7.41
D. Military interference in rule of law and politics			10.00	10.00	10.00	10.00	10.00
E. Integrity of the legal system			8.33	8.33	8.33	8.33	8.33
F. Legal enforcement of contracts				5.65	5.58	5.58	5.58
G. Regulatory costs of the sale of real property				3.33	4.62	4.62	4.62
H. Reliability of police				7.03	7.70	7.72	7.82
I. Business costs of crime				6.91	7.87	7.56	7.42
Area 3. Sound Money	9.58	9.74	9.62	9.53	9.69	9.65	9.78
A. Money growth	9.78 (1.10)	9.97 (0.17)	9.10 (4.48)	8.79 (6.06)	9.35 (3.25)	9.31 (3.43)	9.51 (2.43)
B. Standard deviation of inflation	9.38 (1.56)	9.62 (0.95)	9.89 (0.28)	9.89 (0.28)	9.87 (0.34)	9.85 (0.37)	9.85 (0.38)
C. Inflation: most recent year	9.16 (4.18)	9.37 (3.14)	9.49 (2.54)	9.44 (2.78)	9.56 (2.19)	9.43 (2.84)	9.78 (1.11)
D. Freedom to own foreign currency bank accounts	10.00	10.00	10.00	10.00	10.00	10.00	10.00
Area 4. Freedom to Trade Internationally	9.67	9.49	9.30	8.27	8.19	8.02	7.88
A. Tariffs	9.02	8.46	9.18	8.39	8.34	8.21	8.25
(i) Revenue from trade taxes (% of trade sector)	9.80 (0.30)	9.73 (0.40)	9.78 (0.33)	9.59 (0.62)	9.63 (0.55)	9.63 (0.55)	9.64 (0.54)
(ii) Mean tariff rate	8.24 (8.80)	8.52 (7.40)	9.78 (0.33)	9.46 (2.70)	8.98 (5.10)	8.90 (5.50)	8.90 (5.50)
(iii) Standard deviation of tariff rates		7.12 (7.20)	8.24 (4.40)	6.13 (9.67)	6.41 (8.98)	6.11 (9.74)	6.22 (9.46)
B. Regulatory trade barriers			8.86	8.07	8.34	7.82	7.52
(i) Non-tariff trade barriers			8.22	7.21	7.69	6.73	6.12
(ii) Compliance costs of importing and exporting			9.50	8.93	8.99	8.91	8.91
C. Black-market exchange rates	10.00	10.00	10.00	10.00	10.00	10.00	10.00
D. Controls of the movement of capital and people	10.00	10.00	9.17	6.63	6.09	6.06	5.74
(i) Foreign ownership / investment restrictions			9.87	8.10	7.25	7.14	6.74
(ii) Capital controls	10.00	10.00	8.46	5.38	4.62	4.62	4.62
(iii) Freedom of foreigners to visit				6.40	6.42	6.42	5.87
Area 5. Regulation	6.05	6.02	7.65	7.96	7.76	7.71	7.59
A. Credit Market regulations	8.60	8.40	10.00	9.67	9.59	9.51	9.48
(i) Ownership of banks	10.00	10.00	10.00	10.00	10.00	10.00	10.00
(ii) Private sector credit	5.80	5.21	10.00	9.00	8.77	8.54	8.44
(iii) Interest rate controls (negative real interest rates)	10.00	10.00	10.00	10.00	10.00	10.00	10.00
B. Labor Market regulations	3.49	3.63	5.01	6.64	7.38	7.41	7.04
(i) Hiring regulations and minimum wage			5.12	8.90	8.90	8.90	8.90
(ii) Hiring and firing regulations		3.77	3.10	2.59	3.17	2.96	2.63
(iii) Centralized collective bargaining	4.49	4.49	4.17	3.84	4.23	4.61	4.74
(iv) Hours regulations	2.99	3.25	2.67	6.00	8.00	8.00	6.00
(v) Mandated cost of worker dismissal				8.52	10.00	10.00	10.00
(vi) Conscription	3.00	3.00	10.00	10.00	10.00	10.00	10.00
C. Business regulations			7.95	7.57	6.31	6.21	6.25
(i) Administrative requirements			8.20	3.04	2.49	2.75	2.62
(ii) Bureaucracy costs			8.88	7.94	1.92	1.92	1.92
(iii) Starting a business			6.42	9.00	9.76	9.76	9.76
(iv) Extra payments / bribes / favoritism			8.28	8.09	7.37	7.31	7.53
(v) Licensing restrictions				8.04	8.07	7.33	7.46
(vi) Cost of tax compliance				9.33	8.25	8.21	8.21

Belize

	1980	1990	2000	2005	2010	2012	2013
	Rating (Rank)	Rating (Rank)	Rating (Rank)	Rating (Rank)	Rating (Rank)	Rating (Rank)	Rating (Rank)
Summary Ratings (Rank)	5.59 (42)	5.90 (47)	6.52 (68)	7.26 (49)	6.47 (106)	6.63 (99)	6.64 (102)
	Rating (Data)	Rating (Data)	Rating (Data)	Rating (Data)	Rating (Data)	Rating (Data)	Rating (Data)
Area 1. Size of Government	5.18	4.86	6.68	6.84	6.32	7.06	7.07
A. Government consumption	6.10 (19.25)	5.62 (20.90)	6.35 (18.42)	6.82 (16.81)	6.21 (18.90)	6.60 (17.57)	6.65 (17.40)
B. Transfers and subsidies	9.43 (2.60)	9.81 (1.20)	9.69 (1.64)	9.69 (1.64)	8.75 (5.10)	8.65 (5.46)	8.65 (5.46)
C. Government enterprises and investment	0.00 (51.00)	0.00 (55.40)	4.00 (36.10)	4.00 (36.10)	4.00	4.00	4.00
D. Top marginal tax rate		4.00				9.00	9.00
(i) Top marginal income tax rate		4.00 (45)				9.00 (25)	9.00 (25)
(ii) Top marginal income and payroll tax rate							
Area 2. Legal System and Property Rights			7.01	5.84	4.36	4.58	4.58
A. Judicial independence					3.43	3.43	3.43
B. Impartial courts			6.87	5.60	3.48	4.78	4.78
C. Protection of property rights					4.73	4.73	4.73
D. Military interference in rule of law and politics			7.15	7.10	6.30	6.80	6.80
E. Integrity of the legal system							
F. Legal enforcement of contracts				3.33	3.33	3.33	3.33
G. Regulatory costs of the sale of real property				7.32	7.32	7.29	7.31
H. Reliability of police					3.24	3.24	3.24
I. Business costs of crime					3.03	3.03	3.03
Area 3. Sound Money	6.18	7.01	6.65	8.27	7.23	7.00	7.04
A. Money growth	8.50 (7.48)	9.29 (3.53)	8.46 (7.70)	9.74 (-1.28)	9.80 (1.01)	8.70 (6.49)	8.61 (6.96)
B. Standard deviation of inflation	8.50 (3.76)	8.81 (2.98)	8.28 (4.30)	9.07 (2.31)	9.30 (1.74)	9.56 (1.10)	9.67 (0.82)
C. Inflation: most recent year	7.72 (11.40)	9.95 (0.26)	9.88 (0.61)	9.27 (3.64)	9.82 (0.89)	9.74 (1.32)	9.87 (0.65)
D. Freedom to own foreign currency bank accounts	0.00	0.00	0.00	5.00	0.00	0.00	0.00
Area 4. Freedom to Trade Internationally	4.13	4.27	5.19	6.60	6.36	6.44	6.41
A. Tariffs	4.20	2.80	5.61	6.32	6.48	6.57	6.58
(i) Revenue from trade taxes (% of trade sector)	4.20 (8.70)	2.80 (10.80)	5.61 (6.59)	5.97 (6.04)	6.67 (5.00)	6.81 (4.78)	6.81 (4.78)
(ii) Mean tariff rate			5.61 (6.59)	7.84 (10.80)	7.80 (11.00)	7.86 (10.70)	7.78 (11.10)
(iii) Standard deviation of tariff rates				5.16 (12.10)	4.98 (12.54)	5.04 (12.41)	5.16 (12.10)
B. Regulatory trade barriers				7.09	5.49	5.72	5.72
(i) Non-tariff trade barriers					3.90	3.90	3.90
(ii) Compliance costs of importing and exporting				7.09	7.09	7.55	7.55
C. Black-market exchange rates	3.20	5.00	9.20	10.00	10.00	10.00	10.00
D. Controls of the movement of capital and people	5.00	5.00	0.77	2.98	3.45	3.45	3.31
(i) Foreign ownership / investment restrictions					5.16	5.16	5.16
(ii) Capital controls	5.00	5.00	0.77	0.77	0.00	0.00	0.00
(iii) Freedom of foreigners to visit				5.20	5.20	5.20	4.78
Area 5. Regulation	6.87	7.48	7.07	8.77	8.09	8.08	8.09
A. Credit Market regulations	8.11	9.94	8.83	8.43	9.62	9.61	9.95
(i) Ownership of banks		10.00	10.00	10.00	10.00	10.00	10.00
(ii) Private sector credit	8.22	9.82	7.50	5.29	8.85	9.84	9.84
(iii) Interest rate controls (negative real interest rates)	8.00	10.00	9.00	10.00	10.00	9.00	10.00
B. Labor Market regulations				9.17	8.20	8.20	7.91
(i) Hiring regulations and minimum wage				8.90	7.77	7.77	7.77
(ii) Hiring and firing regulations					6.03	6.03	6.03
(iii) Centralized collective bargaining					7.12	7.12	7.12
(iv) Hours regulations				10.00	10.00	10.00	10.00
(v) Mandated cost of worker dismissal				7.78	8.27	8.27	6.55
(vi) Conscription	10.00	10.00	10.00	10.00	10.00	10.00	10.00
C. Business regulations				8.70	6.45	6.44	6.43
(i) Administrative requirements					3.16	3.16	3.16
(ii) Bureaucracy costs					6.89	6.89	6.89
(iii) Starting a business				7.96	8.05	8.10	8.19
(iv) Extra payments / bribes / favoritism					2.84	2.84	2.84
(v) Licensing restrictions				9.81	9.38	9.28	9.12
(vi) Cost of tax compliance				8.35	8.35	8.35	8.35

Benin

	1980	1990	2000	2005	2010	2012	2013
	Rating (Rank)	Rating (Rank)	Rating (Rank)	Rating (Rank)	Rating (Rank)	Rating (Rank)	Rating (Rank)
Summary Ratings (Rank)	4.98 (60)	5.03 (74)	5.49 (104)	6.00 (109)	6.13 (127)	5.85 (135)	6.05 (133)
	Rating (Data)	Rating (Data)	Rating (Data)	Rating (Data)	Rating (Data)	Rating (Data)	Rating (Data)
Area 1. Size of Government	4.67	4.17	4.72	7.00	6.62	5.66	6.17
A. Government consumption	9.35 (8.22)	8.34 (11.66)	7.45 (14.68)	6.99 (16.23)	7.82 (13.40)	7.98 (12.87)	8.00 (12.80)
B. Transfers and subsidies				10.00 (0.20)	9.64 (1.83)	9.17 (3.53)	9.17 (3.53)
C. Government enterprises and investment	0.00 (53.70)	0.00 (55.20)	2.00 (40.31)	4.00 (35.40)	2.00 (43.40)	2.00 (44.00)	4.00 (33.00)
D. Top marginal tax rate					7.00	3.50	3.50
(i) Top marginal income tax rate					7.00 (35)	4.00 (45)	4.00 (45)
(ii) Top marginal income and payroll tax rate						3.00 (50)	3.00 (50)
Area 2. Legal System and Property Rights	4.67	4.42	4.42	3.99	4.52	4.22	4.22
A. Judicial independence				4.59	3.47	2.90	2.90
B. Impartial courts			4.55	4.07	3.93	3.76	3.76
C. Protection of property rights				4.39	5.55	4.07	4.07
D. Military interference in rule of law and politics			4.70	7.10	7.10	7.10	7.10
E. Integrity of the legal system			4.00				
F. Legal enforcement of contracts				1.07	1.07	1.07	1.07
G. Regulatory costs of the sale of real property				2.73	3.85	3.89	3.89
H. Reliability of police				3.87	6.04	5.68	5.68
I. Business costs of crime				4.06	5.17	5.29	5.29
Area 3. Sound Money	6.23	6.57	6.62	6.56	6.80	6.87	7.06
A. Money growth	8.22 (8.91)	9.18 (4.08)	8.05 (9.76)	8.42 (-7.91)	8.73 (6.35)	9.92 (-0.38)	9.32 (3.39)
B. Standard deviation of inflation	8.74 (3.15)	8.34 (4.16)	9.26 (1.86)	8.89 (2.79)	8.95 (2.64)	8.90 (2.75)	9.11 (2.22)
C. Inflation: most recent year	7.96 (10.19)	8.78 (6.11)	9.17 (4.17)	8.93 (5.36)	9.54 (2.31)	8.65 (6.75)	9.81 (0.97)
D. Freedom to own foreign currency bank accounts	0.00	0.00	0.00	0.00	0.00	0.00	0.00
Area 4. Freedom to Trade Internationally	4.18		5.87	5.92	5.86	5.63	5.77
A. Tariffs	2.93		7.60	6.37	5.85	5.91	5.91
(i) Revenue from trade taxes (% of trade sector)	2.93 (10.60)			4.72 (7.92)	2.63 (11.05)	2.83 (10.75)	2.83 (10.75)
(ii) Mean tariff rate				7.12 (14.40)	7.62 (11.90)	7.62 (11.90)	7.62 (11.90)
(iii) Standard deviation of tariff rates				7.26 (6.84)	7.29 (6.78)	7.29 (6.78)	7.29 (6.78)
B. Regulatory trade barriers				5.31	5.35	5.15	5.26
(i) Non-tariff trade barriers				5.67	5.05	4.00	4.00
(ii) Compliance costs of importing and exporting				4.94	5.65	6.30	6.51
C. Black-market exchange rates	9.60	9.20	10.00	10.00	10.00	10.00	10.00
D. Controls of the movement of capital and people	0.00	0.00	0.00	1.99	2.24	1.47	1.92
(i) Foreign ownership / investment restrictions				5.97	5.94	3.65	3.65
(ii) Capital controls	0.00	0.00	0.00	0.00	0.77	0.77	0.77
(iii) Freedom of foreigners to visit				0.00	0.00	0.00	1.34
Area 5. Regulation	5.15	4.96	5.80	6.54	6.84	6.87	7.05
A. Credit Market regulations	5.31	6.25	9.42	9.19	9.33	9.33	9.33
(i) Ownership of banks	0.00	2.00	10.00	10.00	10.00	10.00	10.00
(ii) Private sector credit	9.94	8.76	8.84	9.58	10.00	10.00	10.00
(iii) Interest rate controls (negative real interest rates)	6.00	8.00		8.00	8.00	8.00	8.00
B. Labor Market regulations				5.38	5.95	5.74	5.74
(i) Hiring regulations and minimum wage				6.10	6.10	6.10	6.10
(ii) Hiring and firing regulations				5.70	5.61	4.57	4.57
(iii) Centralized collective bargaining				6.83	7.42	7.17	7.17
(iv) Hours regulations				6.00	8.00	8.00	8.00
(v) Mandated cost of worker dismissal				6.66	7.57	7.57	7.57
(vi) Conscription		1.00	1.00	1.00	1.00	1.00	1.00
C. Business regulations				5.03	5.24	5.54	6.08
(i) Administrative requirements				2.40	4.12	3.06	3.06
(ii) Bureaucracy costs				6.51	5.79	5.79	5.79
(iii) Starting a business				5.57	6.58	7.37	9.01
(iv) Extra payments / bribes / favoritism				3.85	3.23	2.52	2.52
(v) Licensing restrictions				4.89	4.76	7.55	9.10
(vi) Cost of tax compliance				6.97	6.97	6.97	6.97

Bhutan

	1980	1990	2000	2005	2010	2012	2013
	Rating (Rank)	Rating (Rank)	Rating (Rank)	Rating (Rank)	Rating (Rank)	Rating (Rank)	Rating (Rank)
Summary Ratings (Rank)							6.86 (87)
	Rating (Data)	Rating (Data)	Rating (Data)	Rating (Data)	Rating (Data)	Rating (Data)	Rating (Data)
Area 1. Size of Government							6.63
A. Government consumption							4.88 (23.40)
B. Transfers and subsidies							
C. Government enterprises and investment							6.00 (27.30)
D. Top marginal tax rate							9.00
(i) Top marginal income tax rate							9.00 (25)
(ii) Top marginal income and payroll tax rate							9.00 (25)
Area 2. Legal System and Property Rights							6.63
A. Judicial independence							6.35
B. Impartial courts							4.40
C. Protection of property rights							5.62
D. Military interference in rule of law and politics							8.40
E. Integrity of the legal system							
F. Legal enforcement of contracts							7.37
G. Regulatory costs of the sale of real property							6.62
H. Reliability of police							6.56
I. Business costs of crime							7.70
Area 3. Sound Money							6.86
A. Money growth							9.67 (1.63)
B. Standard deviation of inflation							9.18 (2.05)
C. Inflation: most recent year							8.60 (7.01)
D. Freedom to own foreign currency bank accounts							0.00
Area 4. Freedom to Trade Internationally							6.54
A. Tariffs							9.79
(i) Revenue from trade taxes (% of trade sector)							9.79 (0.31)
(ii) Mean tariff rate							
(iii) Standard deviation of tariff rates							
B. Regulatory trade barriers							4.96
(i) Non-tariff trade barriers							5.25
(ii) Compliance costs of importing and exporting							4.67
C. Black-market exchange rates							10.00
D. Controls of the movement of capital and people							1.42
(i) Foreign ownership / investment restrictions							4.02
(ii) Capital controls							0.00
(iii) Freedom of foreigners to visit							0.25
Area 5. Regulation							7.65
A. Credit Market regulations							7.25
(i) Ownership of banks							5.00
(ii) Private sector credit							8.74
(iii) Interest rate controls (negative real interest rates)							8.00
B. Labor Market regulations							8.64
(i) Hiring regulations and minimum wage							10.00
(ii) Hiring and firing regulations							4.89
(iii) Centralized collective bargaining							6.94
(iv) Hours regulations							10.00
(v) Mandated cost of worker dismissal							10.00
(vi) Conscription							10.00
C. Business regulations							7.07
(i) Administrative requirements							4.44
(ii) Bureaucracy costs							
(iii) Starting a business							9.41
(iv) Extra payments / bribes / favoritism							6.08
(v) Licensing restrictions							8.47
(vi) Cost of tax compliance							6.93

Bolivia

	1980	1990	2000	2005	2010	2012	2013
	Rating (Rank)	Rating (Rank)	Rating (Rank)	Rating (Rank)	Rating (Rank)	Rating (Rank)	Rating (Rank)
Summary Ratings (Rank)	4.10 (84)	5.65 (52)	6.97 (45)	6.39 (95)	6.42 (110)	6.48 (108)	6.52 (108)
	Rating (Data)	Rating (Data)	Rating (Data)	Rating (Data)	Rating (Data)	Rating (Data)	Rating (Data)
Area 1. Size of Government	4.86	6.81	7.97	6.14	6.31	6.29	6.28
A. Government consumption	6.75 (17.05)	7.86 (13.27)	7.12 (15.80)	6.03 (19.51)	6.42 (18.17)	6.32 (18.50)	6.26 (18.70)
B. Transfers and subsidies	9.70 (1.60)	9.37 (2.80)	8.76 (5.04)	8.54 (5.86)	8.84 (4.77)	8.84 (4.77)	8.84 (4.77)
C. Government enterprises and investment	0.00 (50.10)	0.00 (60.60)	6.00 (28.30)	0.00 (50.70)	0.00 (57.02)	0.00 (56.98)	0.00 (59.30)
D. Top marginal tax rate	3.00	10.00	10.00	10.00	10.00	10.00	10.00
(i) Top marginal income tax rate	3.00 (48)	10.00 (10)	10.00 (13)	10.00 (13)	10.00 (13)	10.00 (13)	10.00 (13)
(ii) Top marginal income and payroll tax rate		10.00 (16)		10.00 (13)	10.00 (13)	10.00 (13)	10.00 (13)
Area 2. Legal System and Property Rights	2.32	3.17	3.43	3.88	4.09	4.38	4.50
A. Judicial independence			2.17	2.49	3.37	3.51	3.82
B. Impartial courts			3.34	2.48	3.20	4.01	4.27
C. Protection of property rights			1.65	3.48	2.80	3.69	4.08
D. Military interference in rule of law and politics			5.00	5.00	5.00	5.00	5.00
E. Integrity of the legal system			5.00	5.00	4.17	4.17	4.17
F. Legal enforcement of contracts				3.99	3.99	3.99	3.99
G. Regulatory costs of the sale of real property				6.62	6.68	6.74	6.74
H. Reliability of police				2.17	2.85	3.66	4.09
I. Business costs of crime				3.65	4.77	4.63	4.35
Area 3. Sound Money	5.38	5.59	9.32	8.90	8.70	8.75	8.43
A. Money growth	7.19 (14.07)	5.62 (21.92)	9.54 (2.28)	7.69 (11.54)	7.58 (12.10)	8.53 (7.34)	7.38 (13.08)
B. Standard deviation of inflation	3.81 (15.47)	0.00 (85.90)	8.66 (3.36)	9.00 (2.50)	7.72 (5.71)	7.38 (6.55)	7.49 (6.27)
C. Inflation: most recent year	0.54 (47.30)	6.75 (16.26)	9.08 (4.60)	8.92 (5.40)	9.50 (2.50)	9.08 (4.59)	8.86 (5.72)
D. Freedom to own foreign currency bank accounts	10.00	10.00	10.00	10.00	10.00	10.00	10.00
Area 4. Freedom to Trade Internationally	4.13	6.32	7.97	7.28	7.00	6.99	7.39
A. Tariffs	4.80	7.56	8.62	8.84	7.92	7.92	7.77
(i) Revenue from trade taxes (% of trade sector)	4.80 (7.80)	8.47 (2.30)	8.41 (2.38)	9.16 (1.26)	9.24 (1.14)	9.24 (1.14)	9.24 (1.14)
(ii) Mean tariff rate		6.66 (16.70)	8.41 (2.38)	8.56 (7.20)	7.76 (11.20)	7.76 (11.20)	7.68 (11.60)
(iii) Standard deviation of tariff rates			9.36 (1.60)	8.80 (2.99)	6.77 (8.06)	6.77 (8.06)	6.38 (9.05)
B. Regulatory trade barriers			5.49	4.90	5.76	5.63	5.49
(i) Non-tariff trade barriers			4.82	3.90	4.38	4.36	4.42
(ii) Compliance costs of importing and exporting			6.16	5.90	7.14	6.91	6.57
C. Black-market exchange rates	5.60	9.40	10.00	10.00	10.00	10.00	10.00
D. Controls of the movement of capital and people	2.00	2.00	7.78	5.38	4.32	4.41	6.29
(i) Foreign ownership / investment restrictions			8.63	4.91	4.02	4.30	4.25
(ii) Capital controls	2.00	2.00	6.92	6.92	4.62	4.62	4.62
(iii) Freedom of foreigners to visit				4.30	4.31	4.31	10.00
Area 5. Regulation	3.81	6.37	6.18	5.74	6.01	6.00	6.02
A. Credit Market regulations	2.49	9.33	9.21	8.38	9.00	9.00	9.00
(i) Ownership of banks		10.00	10.00	8.00	8.00	8.00	8.00
(ii) Private sector credit	4.97	10.00	9.63	8.14	10.00	10.00	10.00
(iii) Interest rate controls (negative real interest rates)	0.00	8.00	8.00	9.00	9.00	9.00	9.00
B. Labor Market regulations			4.73	4.57	4.54	4.50	4.48
(i) Hiring regulations and minimum wage			3.09	2.20	2.23	2.23	2.23
(ii) Hiring and firing regulations			4.90	5.45	4.12	4.32	4.17
(iii) Centralized collective bargaining			7.13	7.50	5.37	4.96	5.01
(iv) Hours regulations			5.51	4.70	8.00	8.00	8.00
(v) Mandated cost of worker dismissal							
(vi) Conscription	3.00	3.00	3.00	3.00	3.00	3.00	3.00
C. Business regulations			4.59	4.26	4.48	4.50	4.58
(i) Administrative requirements			5.50	2.55	3.65	4.39	4.33
(ii) Bureaucracy costs			3.85	4.00	6.04	6.04	6.04
(iii) Starting a business			3.87	6.81	7.44	7.67	7.75
(iv) Extra payments / bribes / favoritism			5.14	4.72	3.05	2.57	2.92
(v) Licensing restrictions				7.51	6.72	6.31	6.43
(vi) Cost of tax compliance				0.00	0.00	0.00	0.00

Bosnia and Herzegovina

	1980	1990	2000	2005	2010	2012	2013
	Rating (Rank)	Rating (Rank)	Rating (Rank)	Rating (Rank)	Rating (Rank)	Rating (Rank)	Rating (Rank)
Summary Ratings (Rank)				6.20 (101)	6.66 (91)	6.83 (85)	6.98 (78)
	Rating (Data)	Rating (Data)	Rating (Data)	Rating (Data)	Rating (Data)	Rating (Data)	Rating (Data)
Area 1. Size of Government				5.48	5.53	5.28	5.28
A. Government consumption				5.76 (20.42)	5.64 (20.82)	5.58 (21.02)	5.59 (21.00)
B. Transfers and subsidies				5.65 (16.46)	6.00 (15.19)	5.03 (18.76)	5.03 (18.76)
C. Government enterprises and investment				4.00 (33.18)	4.00 (37.09)	4.00 (32.73)	4.00 (32.73)
D. Top marginal tax rate				6.50	6.50	6.50	6.50
(i) Top marginal income tax rate				10.00 (15)	10.00 (10)	10.00 (10)	10.00 (10)
(ii) Top marginal income and payroll tax rate				3.00 (50)	3.00 (47)	3.00 (47)	3.00 (47)
Area 2. Legal System and Property Rights				3.58	4.57	5.77	5.83
A. Judicial independence				3.54	3.44	4.79	4.79
B. Impartial courts				3.26	3.09	4.33	4.33
C. Protection of property rights				3.26	3.22	4.47	4.47
D. Military interference in rule of law and politics				4.20	4.50	4.90	5.30
E. Integrity of the legal system							
F. Legal enforcement of contracts				3.65	3.53	3.91	3.91
G. Regulatory costs of the sale of real property				3.36	7.63	7.79	7.84
H. Reliability of police				2.83	5.40	7.30	7.30
I. Business costs of crime				4.51	5.76	8.70	8.70
Area 3. Sound Money				8.42	8.27	8.28	8.60
A. Money growth				9.80 (1.00)	9.88 (0.58)	9.79 (-1.03)	9.77 (1.14)
B. Standard deviation of inflation				9.32 (1.70)	8.62 (3.46)	8.74 (3.14)	9.66 (0.85)
C. Inflation: most recent year				9.57 (2.13)	9.56 (2.19)	9.59 (2.05)	9.98 (-0.09)
D. Freedom to own foreign currency bank accounts				5.00	5.00	5.00	5.00
Area 4. Freedom to Trade Internationally				6.74	7.56	7.31	7.50
A. Tariffs				5.93	8.44	8.09	8.48
(i) Revenue from trade taxes (% of trade sector)				3.89 (9.16)	10.00 (0.00)	10.00 (0.00)	10.00 (0.00)
(ii) Mean tariff rate				8.56 (7.20)	8.70 (6.50)	8.68 (6.60)	8.72 (6.40)
(iii) Standard deviation of tariff rates				5.33 (11.66)	6.62 (8.45)	5.59 (11.02)	6.72 (8.19)
B. Regulatory trade barriers				6.22	6.78	6.49	6.49
(i) Non-tariff trade barriers				5.67	5.66	4.96	4.96
(ii) Compliance costs of importing and exporting				6.76	7.91	8.01	8.01
C. Black-market exchange rates				10.00	10.00	10.00	10.00
D. Controls of the movement of capital and people				4.80	5.01	4.67	5.05
(i) Foreign ownership / investment restrictions				5.25	5.12	5.62	5.62
(ii) Capital controls				3.85	4.62	3.08	3.08
(iii) Freedom of foreigners to visit				5.30	5.31	5.31	6.46
Area 5. Regulation				6.77	7.35	7.49	7.66
A. Credit Market regulations				9.33	9.26	9.47	9.47
(i) Ownership of banks				8.00	10.00	10.00	10.00
(ii) Private sector credit				10.00	7.78	8.41	8.41
(iii) Interest rate controls (negative real interest rates)				10.00	10.00	10.00	10.00
B. Labor Market regulations				6.09	7.29	7.01	7.19
(i) Hiring regulations and minimum wage				3.30	3.33	3.33	4.43
(ii) Hiring and firing regulations				4.57	5.87	5.55	5.55
(iii) Centralized collective bargaining				7.87	7.03	5.67	5.67
(iv) Hours regulations				8.70	10.00	10.00	10.00
(v) Mandated cost of worker dismissal				7.13	7.51	7.51	7.51
(vi) Conscription				5.00	10.00	10.00	10.00
C. Business regulations				4.90	5.49	6.00	6.33
(i) Administrative requirements				1.99	2.97	4.29	4.29
(ii) Bureaucracy costs				6.16	6.19	6.19	6.19
(iii) Starting a business				7.72	8.44	8.56	8.57
(iv) Extra payments / bribes / favoritism				5.22	4.13	5.52	5.52
(v) Licensing restrictions				2.41	5.95	6.01	7.96
(vi) Cost of tax compliance				5.87	5.27	5.44	5.44

Botswana

	1980	1990	2000	2005	2010	2012	2013
	Rating (Rank)	Rating (Rank)	Rating (Rank)	Rating (Rank)	Rating (Rank)	Rating (Rank)	Rating (Rank)
Summary Ratings (Rank)	5.34 (51)	5.92 (45)	7.42 (31)	7.09 (58)	7.03 (68)	7.25 (52)	7.13 (68)
	Rating (Data)	Rating (Data)	Rating (Data)	Rating (Data)	Rating (Data)	Rating (Data)	Rating (Data)
Area 1. Size of Government	3.62	4.74	4.76	5.54	5.55	6.79	6.51
A. Government consumption	3.68 (27.50)	1.63 (34.45)	0.00 (49.02)	0.00 (43.91)	2.03 (33.10)	4.00 (26.40)	3.88 (26.80)
B. Transfers and subsidies	8.80 (4.90)	8.34 (6.60)	8.04 (7.70)	7.16 (10.91)	7.16 (10.91)	7.16 (10.91)	7.16 (10.91)
C. Government enterprises and investment	2.00 (44.90)	6.00 (26.50)	2.00 (46.20)	6.00 (29.41)	4.00 (38.90)	7.00 (20.50)	6.00 (25.60)
D. Top marginal tax rate	0.00	3.00	9.00	9.00	9.00	9.00	9.00
(i) Top marginal income tax rate	0.00 (75)	3.00 (50)	9.00 (25)	9.00 (25)	9.00 (25)	9.00 (25)	9.00 (25)
(ii) Top marginal income and payroll tax rate		3.00 (50)	9.00 (25)	9.00 (25)	9.00 (25)	9.00 (25)	9.00 (25)
Area 2. Legal System and Property Rights		6.28	7.81	6.53	6.81	6.35	6.04
A. Judicial independence				7.22	7.27	7.17	6.46
B. Impartial courts			6.76	6.57	6.32	5.95	5.21
C. Protection of property rights				6.43	6.86	6.57	6.50
D. Military interference in rule of law and politics			10.00	10.00	10.00	8.33	8.33
E. Integrity of the legal system			6.67	6.67	5.83	5.83	5.83
F. Legal enforcement of contracts				3.30	4.05	3.34	3.34
G. Regulatory costs of the sale of real property				8.18	8.05	8.04	8.04
H. Reliability of police				5.22	6.45	5.73	5.42
I. Business costs of crime				5.15	6.41	6.15	5.21
Area 3. Sound Money	5.49	5.84	9.09	8.80	8.27	8.45	8.40
A. Money growth	9.32 (3.41)	8.00 (9.98)	9.86 (0.72)	8.55 (-7.27)	8.37 (8.14)	9.48 (2.58)	8.36 (8.22)
B. Standard deviation of inflation	6.44 (8.90)	6.55 (8.62)	8.24 (4.40)	8.40 (4.01)	6.08 (9.80)	5.83 (10.43)	6.41 (8.97)
C. Inflation: most recent year	6.18 (19.08)	8.79 (6.03)	8.28 (8.60)	8.28 (8.61)	8.61 (6.95)	8.49 (7.54)	8.82 (5.88)
D. Freedom to own foreign currency bank accounts	0.00	0.00	10.00	10.00	10.00	10.00	10.00
Area 4. Freedom to Trade Internationally	5.93	6.63	7.92	7.15	7.06	6.76	6.79
A. Tariffs	4.79	6.29	6.84	6.27	5.98	4.99	4.94
(i) Revenue from trade taxes (% of trade sector)	1.47 (12.80)	5.60 (6.60)	5.96 (6.06)	5.96 (6.06)	4.40 (8.40)	0.93 (13.61)	0.93 (13.61)
(ii) Mean tariff rate	8.12 (9.40)	7.80 (11.00)	5.96 (6.06)	8.02 (9.90)	8.46 (7.70)	8.48 (7.60)	8.48 (7.60)
(iii) Standard deviation of tariff rates		5.48 (11.30)	6.00 (10.00)	4.82 (12.96)	5.07 (12.32)	5.56 (11.10)	5.41 (11.48)
B. Regulatory trade barriers				5.52	5.81	5.89	5.68
(i) Non-tariff trade barriers				6.33	6.36	6.06	5.65
(ii) Compliance costs of importing and exporting				4.71	5.26	5.72	5.72
C. Black-market exchange rates	8.00	8.60	10.00	10.00	10.00	10.00	10.00
D. Controls of the movement of capital and people	5.00	5.00	6.92	6.81	6.46	6.15	6.55
(i) Foreign ownership / investment restrictions				6.90	7.37	6.42	6.45
(ii) Capital controls	5.00	5.00	6.92	6.92	5.38	5.38	5.38
(iii) Freedom of foreigners to visit				6.60	6.64	6.64	7.80
Area 5. Regulation	6.32	6.12	7.51	7.44	7.46	7.92	7.92
A. Credit Market regulations	6.47	6.33	10.00	9.18	8.21	9.33	9.33
(i) Ownership of banks		5.00	10.00	8.00	8.00	8.00	8.00
(ii) Private sector credit	8.95	10.00	10.00	9.55	7.62	10.00	10.00
(iii) Interest rate controls (negative real interest rates)	4.00	4.00	10.00	10.00	9.00	10.00	10.00
B. Labor Market regulations				7.09	7.35	7.50	7.61
(i) Hiring regulations and minimum wage				10.00	10.00	10.00	10.00
(ii) Hiring and firing regulations				4.14	4.12	4.10	4.62
(iii) Centralized collective bargaining				6.72	6.21	7.09	7.29
(iv) Hours regulations				10.00	10.00	10.00	10.00
(v) Mandated cost of worker dismissal				1.66	3.78	3.78	3.78
(vi) Conscription	10.00	10.00	10.00	10.00	10.00	10.00	10.00
C. Business regulations				6.04	6.82	6.94	6.82
(i) Administrative requirements				3.55	4.71	4.66	4.18
(ii) Bureaucracy costs				3.41	5.23	5.23	5.23
(iii) Starting a business				6.56	8.03	8.07	8.07
(iv) Extra payments / bribes / favoritism				6.91	6.44	6.31	6.02
(v) Licensing restrictions				7.41	8.19	9.08	9.12
(vi) Cost of tax compliance				8.43	8.30	8.30	8.30

Brazil

	1980	1990	2000	2005	2010	2012	2013
	Rating (Rank)	Rating (Rank)	Rating (Rank)	Rating (Rank)	Rating (Rank)	Rating (Rank)	Rating (Rank)
Summary Ratings (Rank)	4.18 (82)	4.23 (98)	6.00 (87)	6.28 (99)	6.53 (100)	6.54 (106)	6.34 (118)
	Rating (Data)	Rating (Data)	Rating (Data)	Rating (Data)	Rating (Data)	Rating (Data)	Rating (Data)
Area 1. Size of Government	5.27	6.07	5.98	7.23	7.35	7.31	6.78
A. Government consumption	8.34 (11.65)	4.55 (24.55)	4.44 (24.90)	4.43 (24.94)	4.15 (25.90)	4.24 (25.60)	4.12 (26.00)
B. Transfers and subsidies	6.76 (12.40)	7.22 (10.70)	5.96 (15.33)	8.98 (4.24)	7.26 (10.55)	7.02 (11.44)	7.02 (11.44)
C. Government enterprises and investment	2.00 (49.20)	7.00 (24.90)	8.00 (17.80)	10.00 (10.14)	10.00 (12.15)	10.00 (13.20)	10.00 (13.20)
D. Top marginal tax rate	4.00	5.50	5.50	5.50	8.00	8.00	6.00
(i) Top marginal income tax rate	4.00 (55)	9.00 (25)	8.00 (28)	8.00 (28)	8.00 (28)	8.00 (28)	8.00 (28)
(ii) Top marginal income and payroll tax rate		2.00 (53)	3.00 (50)	3.00 (50)	8.00 (28)	8.00 (28)	4.00 (44)
Area 2. Legal System and Property Rights	5.86	6.19	5.35	4.69	5.16	5.21	4.88
A. Judicial independence			5.51	3.03	4.56	4.78	4.26
B. Impartial courts			6.18	3.42	4.30	4.01	3.55
C. Protection of property rights			5.08	6.02	5.69	6.00	4.99
D. Military interference in rule of law and politics			6.67	6.67	6.67	6.67	6.67
E. Integrity of the legal system			3.33	4.17	3.33	3.33	3.33
F. Legal enforcement of contracts				4.82	4.00	4.00	4.00
G. Regulatory costs of the sale of real property				8.19	8.51	8.58	8.58
H. Reliability of police				3.11	5.42	5.55	4.85
I. Business costs of crime				2.76	3.97	4.00	3.72
Area 3. Sound Money	1.66	0.00	6.14	7.64	7.97	8.11	8.12
A. Money growth	3.26 (33.71)	0.00 (458.38)	8.07 (9.63)	7.92 (10.39)	8.55 (7.27)	9.01 (4.97)	9.23 (3.86)
B. Standard deviation of inflation	3.37 (16.57)	0.00 (878.93)	7.88 (5.29)	9.02 (2.45)	9.33 (1.67)	9.53 (1.17)	9.51 (1.23)
C. Inflation: most recent year	0.00 (87.47)	0.00 (2509.47)	8.59 (7.04)	8.63 (6.87)	8.99 (5.04)	8.92 (5.40)	8.76 (6.20)
D. Freedom to own foreign currency bank accounts	0.00	0.00	0.00	5.00	5.00	5.00	5.00
Area 4. Freedom to Trade Internationally	3.24	4.28	6.67	7.15	7.15	7.06	6.92
A. Tariffs	3.33	4.84	7.18	7.20	7.20	7.19	7.19
(i) Revenue from trade taxes (% of trade sector)	3.33 (10.00)	7.53 (3.70)	7.21 (4.18)	7.21 (4.18)	8.29 (2.57)	8.23 (2.66)	8.23 (2.66)
(ii) Mean tariff rate		4.00 (30.00)	7.21 (4.18)	7.54 (12.30)	7.26 (13.70)	7.30 (13.50)	7.30 (13.50)
(iii) Standard deviation of tariff rates		3.00 (17.50)	7.20 (7.00)	6.85 (7.87)	6.05 (9.86)	6.06 (9.86)	6.06 (9.86)
B. Regulatory trade barriers			5.34	6.14	6.48	6.43	6.47
(i) Non-tariff trade barriers			4.02	5.12	4.95	4.85	4.97
(ii) Compliance costs of importing and exporting			6.66	7.16	8.01	8.01	7.98
C. Black-market exchange rates	6.40	8.00	10.00	9.04	9.78	9.61	9.45
D. Controls of the movement of capital and people	0.00	0.00	4.17	6.21	5.12	4.99	4.58
(i) Foreign ownership / investment restrictions			7.56	6.16	5.99	5.59	5.04
(ii) Capital controls	0.00	0.00	0.77	6.15	3.08	3.08	3.08
(iii) Freedom of foreigners to visit				6.30	6.31	6.31	5.62
Area 5. Regulation	4.89	4.59	5.84	4.67	5.05	5.00	4.96
A. Credit Market regulations	5.26	4.40	6.23	5.98	7.02	6.88	6.93
(i) Ownership of banks	5.00	5.00	5.00	5.00	5.00	5.00	5.00
(ii) Private sector credit	6.79	8.21	8.69	7.93	9.05	8.65	7.78
(iii) Interest rate controls (negative real interest rates)	4.00	0.00	5.00	5.00	7.00	7.00	8.00
B. Labor Market regulations		4.78	4.65	3.84	4.50	4.54	4.36
(i) Hiring regulations and minimum wage			3.46	2.20	2.23	2.23	2.23
(ii) Hiring and firing regulations		6.18	5.25	2.85	3.19	3.67	2.86
(iii) Centralized collective bargaining	5.18	5.18	5.52	5.25	5.46	5.23	4.95
(iv) Hours regulations			6.01	4.00	6.00	6.00	6.00
(v) Mandated cost of worker dismissal				5.74	7.13	7.13	7.13
(vi) Conscription	3.00	3.00	3.00	3.00	3.00	3.00	3.00
C. Business regulations			6.64	4.20	3.62	3.59	3.60
(i) Administrative requirements			7.70	1.46	1.74	1.66	1.50
(ii) Bureaucracy costs			7.38	5.26	3.75	3.75	3.75
(iii) Starting a business			5.73	6.56	6.61	6.62	7.28
(iv) Extra payments / bribes / favoritism			5.73	6.28	4.69	4.55	4.06
(v) Licensing restrictions				5.65	4.93	4.94	5.00
(vi) Cost of tax compliance				0.00	0.00	0.00	0.00

Brunei Darussalam

	1980	1990	2000	2005	2010	2012	2013
	Rating (Rank)	Rating (Rank)	Rating (Rank)	Rating (Rank)	Rating (Rank)	Rating (Rank)	Rating (Rank)
Summary Ratings (Rank)					7.17 (60)	7.18 (61)	7.18 (62)
	Rating (Data)	Rating (Data)	Rating (Data)	Rating (Data)	Rating (Data)	Rating (Data)	Rating (Data)
Area 1. Size of Government					5.00	5.00	5.00
A. Government consumption					0.00 (49.20)	0.00 (45.80)	0.00 (45.10)
B. Transfers and subsidies							
C. Government enterprises and investment							
D. Top marginal tax rate					10.00	10.00	10.00
(i) Top marginal income tax rate					10.00 (0)	10.00 (0)	10.00 (0)
(ii) Top marginal income and payroll tax rate					10.00 (8)	10.00 (7)	10.00 (7)
Area 2. Legal System and Property Rights					6.52	6.60	6.60
A. Judicial independence					6.28	6.73	6.73
B. Impartial courts					5.28	5.23	5.23
C. Protection of property rights					6.06	5.97	5.97
D. Military interference in rule of law and politics					8.33	8.33	8.33
E. Integrity of the legal system					8.33	8.33	8.33
F. Legal enforcement of contracts					4.17	4.17	4.17
G. Regulatory costs of the sale of real property					4.80	4.80	4.80
H. Reliability of police					7.01	7.20	7.20
I. Business costs of crime					8.38	8.61	8.61
Area 3. Sound Money					8.31	8.17	8.18
A. Money growth					8.86 (-5.68)	9.11 (-4.46)	8.80 (-5.98)
B. Standard deviation of inflation					4.45 (13.87)	3.67 (15.82)	3.99 (15.02)
C. Inflation: most recent year					9.93 (0.36)	9.91 (0.46)	9.92 (0.38)
D. Freedom to own foreign currency bank accounts					10.00	10.00	10.00
Area 4. Freedom to Trade Internationally					7.73	7.64	7.58
A. Tariffs					8.70	8.66	8.66
(i) Revenue from trade taxes (% of trade sector)							
(ii) Mean tariff rate					9.50 (2.50)	9.50 (2.50)	9.50 (2.50)
(iii) Standard deviation of tariff rates					7.89 (5.28)	7.82 (5.45)	7.82 (5.45)
B. Regulatory trade barriers					6.87	6.57	6.57
(i) Non-tariff trade barriers					6.11	5.51	5.51
(ii) Compliance costs of importing and exporting					7.63	7.63	7.63
C. Black-market exchange rates					10.00	10.00	10.00
D. Controls of the movement of capital and people					5.34	5.34	5.11
(i) Foreign ownership / investment restrictions					5.89	5.89	5.89
(ii) Capital controls					6.15	6.15	6.15
(iii) Freedom of foreigners to visit					3.98	3.98	3.27
Area 5. Regulation					8.32	8.50	8.56
A. Credit Market regulations					9.30	9.53	9.68
(i) Ownership of banks							
(ii) Private sector credit					9.60	9.07	9.36
(iii) Interest rate controls (negative real interest rates)					9.00	10.00	10.00
B. Labor Market regulations					9.01	8.86	8.86
(i) Hiring regulations and minimum wage					10.00	10.00	10.00
(ii) Hiring and firing regulations					6.07	5.19	5.19
(iii) Centralized collective bargaining					7.98	7.97	7.97
(iv) Hours regulations					10.00	10.00	10.00
(v) Mandated cost of worker dismissal					10.00	10.00	10.00
(vi) Conscriptation					10.00	10.00	10.00
C. Business regulations					6.64	7.10	7.13
(i) Administrative requirements					4.60	5.45	5.45
(ii) Bureaucracy costs					4.60	4.60	4.60
(iii) Starting a business					6.64	6.66	6.66
(iv) Extra payments / bribes / favoritism					6.82	7.62	7.62
(v) Licensing restrictions					8.25	9.36	9.48
(vi) Cost of tax compliance					8.92	8.92	8.96

Bulgaria

	1980	1990	2000	2005	2010	2012	2013
	Rating (Rank)	Rating (Rank)	Rating (Rank)	Rating (Rank)	Rating (Rank)	Rating (Rank)	Rating (Rank)
Summary Ratings (Rank)		4.17 (99)	5.37 (108)	6.95 (67)	7.32 (42)	7.38 (39)	7.33 (42)
	Rating (Data)	Rating (Data)	Rating (Data)	Rating (Data)	Rating (Data)	Rating (Data)	Rating (Data)
Area 1. Size of Government		2.54	4.51	6.30	6.46	6.99	6.88
A. Government consumption	9.04 (9.26)	4.91 (23.31)	5.24 (22.20)	5.60 (20.96)	5.73 (20.53)	6.03 (19.50)	5.62 (20.90)
B. Transfers and subsidies		2.72 (27.20)	5.81 (15.90)	5.60 (16.63)	5.61 (16.63)	5.41 (17.34)	5.41 (17.34)
C. Government enterprises and investment		0.00 (96.40)	4.00 (38.95)	8.00 (19.02)	7.00 (22.68)	8.00 (15.41)	8.00 (15.41)
D. Top marginal tax rate			3.00	6.00	7.50	8.50	8.50
(i) Top marginal income tax rate			5.00 (38)	9.00 (24)	10.00 (10)	10.00 (10)	10.00 (10)
(ii) Top marginal income and payroll tax rate			1.00 (56)	3.00 (50)	5.00 (38)	7.00 (34)	7.00 (34)
Area 2. Legal System and Property Rights		7.25	5.41	4.98	4.99	4.98	4.93
A. Judicial independence			4.18	2.51	3.23	2.67	2.22
B. Impartial courts			4.51	2.55	2.91	3.04	2.70
C. Protection of property rights			3.35	4.58	3.82	4.23	4.11
D. Military interference in rule of law and politics			8.33	8.33	8.33	8.33	8.33
E. Integrity of the legal system			6.67	6.67	4.17	4.17	4.17
F. Legal enforcement of contracts				4.77	4.77	4.77	4.77
G. Regulatory costs of the sale of real property				8.88	8.73	8.78	8.86
H. Reliability of police				2.90	3.99	3.97	3.78
I. Business costs of crime				3.64	4.94	4.85	5.43
Area 3. Sound Money		4.45	3.23	8.89	9.51	9.47	9.43
A. Money growth		7.38 (13.10)	0.00 (76.68)	7.29 (13.53)	9.89 (-0.57)	9.93 (0.37)	8.76 (6.18)
B. Standard deviation of inflation		5.64 (10.90)	0.00 (409.71)	9.28 (1.80)	8.64 (3.39)	8.54 (3.65)	9.12 (2.19)
C. Inflation: most recent year		4.76 (26.19)	7.94 (10.32)	8.99 (5.04)	9.51 (2.44)	9.41 (2.95)	9.82 (0.89)
D. Freedom to own foreign currency bank accounts	0.00	0.00	5.00	10.00	10.00	10.00	10.00
Area 4. Freedom to Trade Internationally		2.81	7.33	7.22	7.94	7.57	7.62
A. Tariffs		8.43	7.85	7.75	9.15	8.21	8.25
(i) Revenue from trade taxes (% of trade sector)		9.13 (1.30)	9.53 (0.71)	9.59 (0.62)	9.63 (0.55)	9.63 (0.55)	9.64 (0.54)
(ii) Mean tariff rate		7.72 (11.40)	9.53 (0.71)	7.86 (10.70)	8.98 (5.10)	8.90 (5.50)	8.90 (5.50)
(iii) Standard deviation of tariff rates			6.76 (8.11)	5.80 (10.50)	8.84 (2.91)	6.11 (9.74)	6.22 (9.46)
B. Regulatory trade barriers			6.42	5.72	6.29	6.03	6.39
(i) Non-tariff trade barriers			4.35	5.02	5.23	4.63	5.19
(ii) Compliance costs of importing and exporting			8.50	6.42	7.34	7.43	7.59
C. Black-market exchange rates	0.00	0.00	10.00	10.00	10.00	10.00	10.00
D. Controls of the movement of capital and people	0.00	0.00	5.04	5.41	6.33	6.02	5.86
(i) Foreign ownership / investment restrictions			7.01	5.21	4.89	4.72	4.86
(ii) Capital controls	0.00	0.00	3.08	4.62	7.69	6.92	6.92
(iii) Freedom of foreigners to visit				6.40	6.42	6.42	5.79
Area 5. Regulation		3.80	6.37	7.33	7.68	7.92	7.80
A. Credit Market regulations	0.00	3.52	8.91	10.00	9.47	9.88	9.73
(i) Ownership of banks	0.00	0.00	8.00	10.00	10.00	10.00	10.00
(ii) Private sector credit		6.55	9.72	10.00	8.41	9.63	9.19
(iii) Interest rate controls (negative real interest rates)		4.00	9.00	10.00	10.00	10.00	10.00
B. Labor Market regulations			4.92	6.43	7.68	7.68	7.39
(i) Hiring regulations and minimum wage			2.57	8.30	6.67	6.67	5.57
(ii) Hiring and firing regulations			4.33	4.50	5.23	4.99	4.26
(iii) Centralized collective bargaining			7.87	7.62	6.95	7.15	7.28
(iv) Hours regulations			6.85	6.00	8.00	8.00	8.00
(v) Mandated cost of worker dismissal				9.17	9.25	9.25	9.25
(vi) Conscription	0.00	0.00	3.00	3.00	10.00	10.00	10.00
C. Business regulations			5.29	5.57	5.89	6.21	6.28
(i) Administrative requirements			6.10	2.75	3.42	3.43	3.44
(ii) Bureaucracy costs			5.95	3.38	5.89	5.89	5.89
(iii) Starting a business			2.53	8.68	9.41	9.41	9.42
(iv) Extra payments / bribes / favoritism			6.57	7.42	3.87	4.77	4.90
(v) Licensing restrictions				8.09	8.39	8.82	9.12
(vi) Cost of tax compliance				3.10	4.40	4.91	4.91

Burkina Faso

	1980	1990	2000	2005	2010	2012	2013
	Rating (Rank)	Rating (Rank)	Rating (Rank)	Rating (Rank)	Rating (Rank)	Rating (Rank)	Rating (Rank)
Summary Ratings (Rank)				5.85 (121)	5.93 (133)	5.83 (136)	6.10 (131)
	Rating (Data)	Rating (Data)	Rating (Data)	Rating (Data)	Rating (Data)	Rating (Data)	Rating (Data)
Area 1. Size of Government				5.69	4.82	5.10	5.69
A. Government consumption				5.10 (22.66)	4.50 (24.70)	4.38 (25.10)	4.26 (25.50)
B. Transfers and subsidies				9.97 (0.60)	9.96 (0.66)	10.00 (0.24)	10.00 (0.24)
C. Government enterprises and investment			2.00 (41.40)	2.00 (46.87)	0.00 (54.20)	2.00 (42.40)	2.00 (44.90)
D. Top marginal tax rate						4.00	6.50
(i) Top marginal income tax rate						4.00 (45)	8.00 (28)
(ii) Top marginal income and payroll tax rate							5.00 (40)
Area 2. Legal System and Property Rights				4.17	4.33	3.98	3.93
A. Judicial independence				3.37	2.58	1.83	1.85
B. Impartial courts				3.67	3.58	3.60	3.59
C. Protection of property rights				5.74	5.49	4.45	4.16
D. Military interference in rule of law and politics				5.00	4.17	4.17	4.17
E. Integrity of the legal system				5.83	5.83	5.00	5.00
F. Legal enforcement of contracts				2.10	2.14	2.14	2.14
G. Regulatory costs of the sale of real property				1.56	4.68	4.69	4.69
H. Reliability of police				5.00	4.40	5.11	5.08
I. Business costs of crime				5.27	6.12	4.86	4.68
Area 3. Sound Money				6.84	6.87	6.70	6.98
A. Money growth				9.55 (2.23)	8.41 (7.96)	8.40 (7.99)	9.00 (5.01)
B. Standard deviation of inflation				9.11 (2.23)	9.24 (1.91)	9.17 (2.07)	9.02 (2.45)
C. Inflation: most recent year				8.72 (6.42)	9.85 (-0.76)	9.24 (3.82)	9.89 (0.54)
D. Freedom to own foreign currency bank accounts				0.00	0.00	0.00	0.00
Area 4. Freedom to Trade Internationally				6.20	6.06	6.00	6.46
A. Tariffs				7.05	7.18	7.33	7.33
(i) Revenue from trade taxes (% of trade sector)				6.52 (5.22)	6.63 (5.06)	7.07 (4.39)	7.07 (4.39)
(ii) Mean tariff rate				7.38 (13.10)	7.62 (11.90)	7.62 (11.90)	7.62 (11.90)
(iii) Standard deviation of tariff rates				7.26 (6.84)	7.29 (6.78)	7.29 (6.78)	7.29 (6.78)
B. Regulatory trade barriers				5.03	4.80	4.55	4.58
(i) Non-tariff trade barriers				7.04	5.93	5.43	5.49
(ii) Compliance costs of importing and exporting				3.02	3.67	3.67	3.67
C. Black-market exchange rates				10.00	10.00	10.00	10.00
D. Controls of the movement of capital and people				2.72	2.28	2.13	3.93
(i) Foreign ownership / investment restrictions				7.40	6.06	5.62	5.57
(ii) Capital controls				0.77	0.77	0.77	0.77
(iii) Freedom of foreigners to visit				0.00	0.00	0.00	5.45
Area 5. Regulation				6.34	7.56	7.37	7.45
A. Credit Market regulations				7.83	8.64	8.57	8.68
(i) Ownership of banks				10.00	10.00	10.00	10.00
(ii) Private sector credit				5.49	7.93	7.71	8.03
(iii) Interest rate controls (negative real interest rates)				8.00	8.00	8.00	8.00
B. Labor Market regulations				5.89	7.76	7.24	7.34
(i) Hiring regulations and minimum wage				1.70	7.77	7.77	7.77
(ii) Hiring and firing regulations				4.82	5.94	4.77	5.15
(iii) Centralized collective bargaining				5.99	6.94	6.97	7.19
(iv) Hours regulations				6.00	8.00	6.00	6.00
(v) Mandated cost of worker dismissal				6.85	7.94	7.94	7.94
(vi) Conscription				10.00	10.00	10.00	10.00
C. Business regulations				5.30	6.28	6.30	6.34
(i) Administrative requirements				4.29	4.23	4.53	4.33
(ii) Bureaucracy costs				4.09	6.40	6.40	6.40
(iii) Starting a business				6.06	7.86	8.11	8.10
(iv) Extra payments / bribes / favoritism				5.04	3.51	3.07	3.14
(v) Licensing restrictions				5.35	8.70	8.73	9.08
(vi) Cost of tax compliance				6.97	6.97	6.97	6.97

Burundi

	1980	1990	2000	2005	2010	2012	2013
	Rating (Rank)	Rating (Rank)	Rating (Rank)	Rating (Rank)	Rating (Rank)	Rating (Rank)	Rating (Rank)
Summary Ratings (Rank)	3.99 (86)	4.72 (89)	4.73 (116)	5.10 (133)	5.26 (147)	5.21 (147)	5.85 (138)
	Rating (Data)	Rating (Data)	Rating (Data)	Rating (Data)	Rating (Data)	Rating (Data)	Rating (Data)
Area 1. Size of Government	4.53	4.37	5.80	4.98	4.41	4.24	4.36
A. Government consumption	9.07 (9.16)	8.75 (10.27)	7.96 (12.92)	5.52 (21.24)	3.50 (28.10)	4.65 (24.20)	5.15 (22.50)
B. Transfers and subsidies			9.43 (2.60)	9.43 (2.60)	9.73 (1.51)	9.31 (3.04)	9.31 (3.04)
C. Government enterprises and investment	0.00 (91.90)	0.00 (82.20)	0.00 (87.30)	0.00 (53.81)	0.00 (72.30)	2.00 (47.20)	2.00 (47.20)
D. Top marginal tax rate						1.00	1.00
(i) Top marginal income tax rate						1.00 (60)	1.00 (60)
(ii) Top marginal income and payroll tax rate							1.00 (60)
Area 2. Legal System and Property Rights	4.67	4.42	2.93	2.99	2.98	3.22	3.41
A. Judicial independence				1.40	1.14	1.11	1.05
B. Impartial courts			3.67	2.53	2.64	2.53	3.19
C. Protection of property rights				3.31	2.84	2.78	2.93
D. Military interference in rule of law and politics			2.20	1.90	2.20	1.80	2.90
E. Integrity of the legal system							
F. Legal enforcement of contracts				3.91	2.65	2.65	2.65
G. Regulatory costs of the sale of real property				3.22	6.38	8.46	8.51
H. Reliability of police				3.70	1.99	1.82	1.93
I. Business costs of crime				3.92	4.01	4.60	4.15
Area 3. Sound Money	5.56	6.50	6.19	6.71	7.01	7.03	7.94
A. Money growth	7.91 (10.45)	9.97 (0.15)	7.67 (11.66)	6.83 (15.85)	7.48 (12.61)	8.67 (6.65)	8.82 (5.89)
B. Standard deviation of inflation	7.60 (5.99)	7.22 (6.94)	6.95 (7.62)	7.72 (5.69)	6.83 (7.93)	8.05 (4.87)	9.53 (1.18)
C. Inflation: most recent year	6.72 (16.38)	8.80 (5.99)	5.14 (24.31)	7.30 (13.52)	8.72 (6.40)	6.40 (18.01)	8.41 (7.95)
D. Freedom to own foreign currency bank accounts	0.00	0.00	5.00	5.00	5.00	5.00	5.00
Area 4. Freedom to Trade Internationally	0.33	3.37	4.48	3.73	4.94	5.00	5.94
A. Tariffs	0.00	1.30	1.13	4.48	4.64	4.60	4.59
(i) Revenue from trade taxes (% of trade sector)	0.00 (18.10)	0.00 (22.90)	1.13 (13.31)	1.13 (13.31)	1.13 (13.31)	1.13 (13.31)	1.13 (13.31)
(ii) Mean tariff rate		2.60 (37.00)	1.13 (13.31)	6.08 (19.60)	7.50 (12.50)	7.44 (12.80)	7.44 (12.80)
(iii) Standard deviation of tariff rates				6.24 (9.40)	5.30 (11.75)	5.24 (11.90)	5.19 (12.03)
B. Regulatory trade barriers				2.96	3.97	4.27	4.45
(i) Non-tariff trade barriers				4.12	4.08	3.92	4.10
(ii) Compliance costs of importing and exporting				1.79	3.86	4.61	4.80
C. Black-market exchange rates	1.00	8.80	10.00	4.88	10.00	10.00	10.00
D. Controls of the movement of capital and people	0.00	0.00	2.31	2.62	1.16	1.12	4.71
(i) Foreign ownership / investment restrictions				5.54	3.49	3.36	3.37
(ii) Capital controls	0.00	0.00	2.31	2.31	0.00	0.00	0.77
(iii) Freedom of foreigners to visit				0.00	0.00	0.00	10.00
Area 5. Regulation	4.84	4.96	4.27	7.10	6.96	6.56	7.58
A. Credit Market regulations	2.94	3.26	1.42	8.79	7.60	6.40	8.33
(i) Ownership of banks	2.00	0.00	0.00	8.00	5.00	5.00	5.00
(ii) Private sector credit	4.81	5.78	0.25	8.36	7.80	6.19	10.00
(iii) Interest rate controls (negative real interest rates)	2.00	4.00	4.00	10.00	10.00	8.00	10.00
B. Labor Market regulations				7.69	7.79	7.44	7.74
(i) Hiring regulations and minimum wage				10.00	10.00	10.00	10.00
(ii) Hiring and firing regulations				5.75	4.77	3.99	3.79
(iii) Centralized collective bargaining				8.07	8.24	6.90	6.90
(iv) Hours regulations				4.70	6.00	6.00	8.00
(v) Mandated cost of worker dismissal				7.59	7.76	7.76	7.76
(vi) Conscription	10.00	10.00	10.00	10.00	10.00	10.00	10.00
C. Business regulations				4.82	5.49	5.84	6.67
(i) Administrative requirements				2.76	3.82	3.18	3.57
(ii) Bureaucracy costs				4.67	7.58	7.58	7.58
(iii) Starting a business				6.64	8.32	9.66	9.70
(iv) Extra payments / bribes / favoritism				3.98	2.60	2.49	2.98
(v) Licensing restrictions				2.46	3.72	5.21	9.29
(vi) Cost of tax compliance				8.43	6.93	6.93	6.93

Cambodia

	1980	1990	2000	2005	2010	2012	2013
	Rating (Rank)	Rating (Rank)	Rating (Rank)	Rating (Rank)	Rating (Rank)	Rating (Rank)	Rating (Rank)
Summary Ratings (Rank)					7.15 (63)	7.00 (74)	7.26 (52)
	Rating (Data)	Rating (Data)	Rating (Data)	Rating (Data)	Rating (Data)	Rating (Data)	Rating (Data)
Area 1. Size of Government					7.89	7.87	7.90
A. Government consumption					9.65 (7.20)	9.88 (6.40)	10.00 (5.90)
B. Transfers and subsidies					9.89 (0.89)	9.60 (1.96)	9.60 (1.96)
C. Government enterprises and investment					2.00 (40.00)	2.00 (47.58)	2.00 (47.58)
D. Top marginal tax rate					10.00	10.00	10.00
(i) Top marginal income tax rate					10.00 (20)	10.00 (20)	10.00 (20)
(ii) Top marginal income and payroll tax rate					10.00 (20)	10.00 (20)	10.00 (20)
Area 2. Legal System and Property Rights					4.61	4.56	4.10
A. Judicial independence					3.46	2.95	2.12
B. Impartial courts					4.88	4.18	3.13
C. Protection of property rights					4.63	4.41	3.91
D. Military interference in rule of law and politics					4.70	5.90	5.90
E. Integrity of the legal system							
F. Legal enforcement of contracts					2.44	1.82	1.82
G. Regulatory costs of the sale of real property					7.53	7.50	7.50
H. Reliability of police					3.97	3.83	3.24
I. Business costs of crime					5.31	5.91	5.20
Area 3. Sound Money					9.26	9.26	9.47
A. Money growth					9.43 (-2.86)	9.38 (3.08)	8.90 (5.51)
B. Standard deviation of inflation					8.43 (3.92)	8.24 (4.39)	9.56 (1.11)
C. Inflation: most recent year					9.20 (4.00)	9.41 (2.93)	9.41 (2.94)
D. Freedom to own foreign currency bank accounts					10.00	10.00	10.00
Area 4. Freedom to Trade Internationally					7.29	7.09	7.89
A. Tariffs					8.55	7.67	7.67
(i) Revenue from trade taxes (% of trade sector)					8.55 (2.17)	8.64 (2.04)	8.64 (2.04)
(ii) Mean tariff rate						7.82 (10.90)	7.82 (10.90)
(iii) Standard deviation of tariff rates						6.56 (8.61)	6.56 (8.61)
B. Regulatory trade barriers					6.09	6.12	6.14
(i) Non-tariff trade barriers					5.48	5.42	5.45
(ii) Compliance costs of importing and exporting					6.70	6.82	6.82
C. Black-market exchange rates					10.00	10.00	10.00
D. Controls of the movement of capital and people					4.51	4.57	7.73
(i) Foreign ownership / investment restrictions					6.21	6.37	6.28
(ii) Capital controls					7.00	7.00	6.92
(iii) Freedom of foreigners to visit					0.33	0.33	10.00
Area 5. Regulation					6.69	6.20	6.94
A. Credit Market regulations					7.24	5.85	8.01
(i) Ownership of banks							
(ii) Private sector credit					7.24	5.85	8.01
(iii) Interest rate controls (negative real interest rates)							
B. Labor Market regulations					7.30	7.49	7.58
(i) Hiring regulations and minimum wage					5.57	5.57	6.67
(ii) Hiring and firing regulations					5.44	6.19	6.26
(iii) Centralized collective bargaining					6.49	6.86	6.27
(iv) Hours regulations					10.00	10.00	10.00
(v) Mandated cost of worker dismissal					6.30	6.30	6.30
(vi) Conscriptation					10.00	10.00	10.00
C. Business regulations					5.52	5.26	5.22
(i) Administrative requirements					4.42	4.18	3.93
(ii) Bureaucracy costs					6.25	6.25	6.25
(iii) Starting a business					6.02	5.00	5.22
(iv) Extra payments / bribes / favoritism					3.45	3.15	2.89
(v) Licensing restrictions					4.93	4.94	4.99
(vi) Cost of tax compliance					8.06	8.06	8.06

Cameroon

	1980	1990	2000	2005	2010	2012	2013
	Rating (Rank)	Rating (Rank)	Rating (Rank)	Rating (Rank)	Rating (Rank)	Rating (Rank)	Rating (Rank)
Summary Ratings (Rank)	5.81 (33)	5.76 (49)	5.92 (90)	5.91 (118)	6.31 (117)	6.38 (114)	6.34 (118)
	Rating (Data)	Rating (Data)	Rating (Data)	Rating (Data)	Rating (Data)	Rating (Data)	Rating (Data)
Area 1. Size of Government	8.37	5.24	6.89	7.04	7.97	8.00	8.00
A. Government consumption	8.18 (12.19)	7.04 (16.06)	8.00 (12.80)	8.07 (12.55)	7.82 (13.40)	7.94 (13.00)	7.94 (13.00)
B. Transfers and subsidies	9.92 (0.80)	9.40 (2.70)	9.57 (2.09)	9.57 (2.09)	9.57 (2.09)	9.57 (2.09)	9.57 (2.09)
C. Government enterprises and investment	7.00 (22.20)	4.00 (31.50)	10.00 (13.10)	10.00 (6.27)	10.00 (11.80)	10.00 (12.20)	10.00 (11.90)
D. Top marginal tax rate		0.50	0.00	0.50	4.50	4.50	4.50
(i) Top marginal income tax rate		1.00 (60)	0.00 (65)	1.00 (60)	5.00 (39)	5.00 (39)	5.00 (39)
(ii) Top marginal income and payroll tax rate		0.00 (63)	0.00 (68)	0.00 (68)	4.00 (41)	4.00 (41)	4.00 (41)
Area 2. Legal System and Property Rights	5.78	5.79	4.59	3.53	4.00	3.91	4.06
A. Judicial independence				2.06	2.86	2.13	3.05
B. Impartial courts			3.76	2.81	3.83	3.62	4.05
C. Protection of property rights				4.14	4.38	4.75	4.39
D. Military interference in rule of law and politics			6.67	6.67	5.83	5.00	5.00
E. Integrity of the legal system			3.33	3.33	3.33	3.33	3.33
F. Legal enforcement of contracts				2.17	2.17	2.17	2.17
G. Regulatory costs of the sale of real property				3.24	3.24	3.37	3.37
H. Reliability of police				3.83	4.50	5.43	5.48
I. Business costs of crime				3.49	5.85	5.42	5.66
Area 3. Sound Money	5.66	7.01	6.60	7.21	6.74	6.97	6.97
A. Money growth	7.83 (10.86)	8.98 (-5.10)	7.36 (13.21)	9.89 (-0.53)	8.32 (8.38)	9.55 (2.26)	9.36 (3.22)
B. Standard deviation of inflation	7.65 (5.88)	9.38 (1.55)	9.30 (1.75)	9.34 (1.65)	8.88 (2.81)	8.91 (2.73)	8.89 (2.76)
C. Inflation: most recent year	7.15 (14.25)	9.67 (1.64)	9.75 (1.23)	9.60 (2.01)	9.74 (1.28)	9.41 (2.94)	9.61 (1.95)
D. Freedom to own foreign currency bank accounts	0.00	0.00	0.00	0.00	0.00	0.00	0.00
Area 4. Freedom to Trade Internationally	4.09	5.20	5.28	5.86	6.16	6.09	5.98
A. Tariffs	2.67	6.40	5.08	5.50	5.50	5.50	5.47
(i) Revenue from trade taxes (% of trade sector)	2.67 (11.00)	6.40 (5.40)	3.84 (9.24)	3.84 (9.24)	3.84 (9.24)	3.84 (9.24)	3.84 (9.24)
(ii) Mean tariff rate			3.84 (9.24)	6.32 (18.40)	6.44 (17.80)	6.44 (17.80)	6.40 (18.00)
(iii) Standard deviation of tariff rates				6.33 (9.18)	6.23 (9.43)	6.23 (9.43)	6.18 (9.54)
B. Regulatory trade barriers				5.52	6.57	6.02	5.79
(i) Non-tariff trade barriers				5.20	6.46	5.37	4.91
(ii) Compliance costs of importing and exporting				5.84	6.68	6.68	6.68
C. Black-market exchange rates	9.60	9.20	10.00	10.00	10.00	10.00	10.00
D. Controls of the movement of capital and people	0.00	0.00	0.77	2.41	2.58	2.82	2.66
(i) Foreign ownership / investment restrictions				6.46	6.19	6.93	6.01
(ii) Capital controls	0.00	0.00	0.77	0.77	1.54	1.54	1.54
(iii) Freedom of foreigners to visit				0.00	0.00	0.00	0.42
Area 5. Regulation	5.16	5.56	6.25	5.91	6.70	6.92	6.68
A. Credit Market regulations	3.00	4.85	6.67	7.31	7.50	7.80	7.15
(i) Ownership of banks	0.00	0.00	2.00	5.00	5.00	5.00	5.00
(ii) Private sector credit		6.54	10.00	7.93	8.50	9.40	7.44
(iii) Interest rate controls (negative real interest rates)	6.00	8.00	8.00	9.00	9.00	9.00	9.00
B. Labor Market regulations				7.30	7.56	7.77	7.29
(i) Hiring regulations and minimum wage				7.20	7.23	7.23	7.23
(ii) Hiring and firing regulations				5.71	6.32	6.09	5.35
(iii) Centralized collective bargaining				5.95	6.43	5.90	6.15
(iv) Hours regulations				8.00	8.00	10.00	8.00
(v) Mandated cost of worker dismissal				6.94	7.38	7.38	7.01
(vi) Conscription	10.00	10.00	10.00	10.00	10.00	10.00	10.00
C. Business regulations				3.11	5.04	5.20	5.59
(i) Administrative requirements				1.75	3.39	4.06	4.04
(ii) Bureaucracy costs				3.66	5.91	5.91	5.91
(iii) Starting a business				6.54	8.44	8.58	8.65
(iv) Extra payments / bribes / favoritism				3.98	3.30	2.91	3.36
(v) Licensing restrictions				2.70	6.54	6.81	8.68
(vi) Cost of tax compliance				0.00	2.67	2.94	2.94

Canada

	1980	1990	2000	2005	2010	2012	2013
	Rating (Rank)	Rating (Rank)	Rating (Rank)	Rating (Rank)	Rating (Rank)	Rating (Rank)	Rating (Rank)
Summary Ratings (Rank)	7.77 (5)	8.17 (6)	8.36 (7)	8.12 (9)	7.94 (5)	7.90 (7)	7.89 (9)
	Rating (Data)	Rating (Data)	Rating (Data)	Rating (Data)	Rating (Data)	Rating (Data)	Rating (Data)
Area 1. Size of Government	5.37	5.81	5.97	6.38	5.92	6.16	6.11
A. Government consumption	3.29 (28.83)	3.35 (28.63)	4.54 (24.56)	4.23 (25.61)	3.73 (27.32)	3.74 (27.30)	3.53 (28.00)
B. Transfers and subsidies	6.19 (14.50)	5.89 (15.60)	6.34 (13.92)	7.31 (10.38)	6.94 (11.72)	6.90 (11.87)	6.90 (11.87)
C. Government enterprises and investment	10.00 (12.60)	10.00 (13.70)	10.00 (14.89)	8.00 (15.65)	7.00 (20.23)	8.00 (16.46)	8.00 (16.24)
D. Top marginal tax rate	2.00	4.00	3.00	6.00	6.00	6.00	6.00
(i) Top marginal income tax rate	2.00 (60-68)	4.00 (44-54)	3.00 (44-51)	6.00 (39-49)	6.00 (39-50)	6.00 (39-50)	6.00 (39-50)
(ii) Top marginal income and payroll tax rate		4.00 (44-54)	3.00 (44-51)	6.00 (39-49)	6.00 (39-50)	6.00 (39-50)	6.00 (39-50)
Area 2. Legal System and Property Rights	7.18	8.35	9.27	8.08	8.16	7.99	7.99
A. Judicial independence			9.19	7.91	8.88	8.58	8.59
B. Impartial courts			9.19	7.42	7.08	6.82	6.92
C. Protection of property rights			7.98	8.16	8.32	8.39	8.32
D. Military interference in rule of law and politics			10.00	10.00	10.00	10.00	10.00
E. Integrity of the legal system			10.00	10.00	9.17	9.17	9.17
F. Legal enforcement of contracts				4.81	4.81	4.81	4.81
G. Regulatory costs of the sale of real property				9.14	9.09	8.57	8.60
H. Reliability of police				7.95	8.85	8.38	8.55
I. Business costs of crime				7.37	7.19	7.16	6.98
Area 3. Sound Money	9.09	9.68	9.53	9.68	9.46	9.38	9.47
A. Money growth	9.24 (3.78)	9.70 (1.50)	9.31 (3.46)	9.64 (1.81)	9.55 (2.27)	8.79 (6.05)	8.93 (5.35)
B. Standard deviation of inflation	9.32 (1.70)	9.65 (0.88)	9.34 (1.65)	9.54 (1.15)	8.64 (3.40)	9.04 (2.40)	9.15 (2.13)
C. Inflation: most recent year	7.80 (11.00)	9.38 (3.11)	9.45 (2.75)	9.56 (2.21)	9.64 (1.78)	9.70 (1.52)	9.81 (0.94)
D. Freedom to own foreign currency bank accounts	10.00	10.00	10.00	10.00	10.00	10.00	10.00
Area 4. Freedom to Trade Internationally	8.69	8.64	8.97	7.77	7.84	7.65	7.54
A. Tariffs	8.08	7.93	8.78	6.65	7.25	6.92	7.01
(i) Revenue from trade taxes (% of trade sector)	8.40 (2.40)	9.20 (1.20)	9.79 (0.31)	9.77 (0.35)	9.77 (0.35)	9.77 (0.35)	9.77 (0.35)
(ii) Mean tariff rate	7.76 (11.20)	8.12 (9.40)	9.79 (0.31)	9.10 (4.50)	9.26 (3.70)	9.14 (4.30)	9.16 (4.20)
(iii) Standard deviation of tariff rates		6.48 (8.80)	7.32 (6.70)	1.07 (22.33)	2.73 (18.17)	1.86 (20.34)	2.10 (19.74)
B. Regulatory trade barriers			8.48	7.76	7.58	7.23	7.19
(i) Non-tariff trade barriers			7.45	6.63	6.26	5.59	5.50
(ii) Compliance costs of importing and exporting			9.50	8.89	8.89	8.87	8.87
C. Black-market exchange rates	10.00	10.00	10.00	10.00	10.00	10.00	10.00
D. Controls of the movement of capital and people	8.00	8.00	8.65	6.67	6.52	6.47	5.97
(i) Foreign ownership / investment restrictions			8.83	7.50	7.07	6.91	6.81
(ii) Capital controls	8.00	8.00	8.46	6.92	6.92	6.92	6.92
(iii) Freedom of foreigners to visit				5.60	5.56	5.56	4.19
Area 5. Regulation	8.53	8.39	8.06	8.66	8.31	8.32	8.32
A. Credit Market regulations	9.72	9.74	10.00	10.00	9.36	9.96	10.00
(i) Ownership of banks	10.00	10.00	10.00	10.00	10.00	10.00	10.00
(ii) Private sector credit	9.16	9.21	10.00	10.00	9.08	9.88	10.00
(iii) Interest rate controls (negative real interest rates)	10.00	10.00	10.00	10.00	9.00	10.00	10.00
B. Labor Market regulations	7.33	7.05	6.41	8.20	8.51	8.47	8.35
(i) Hiring regulations and minimum wage			4.28	8.90	8.90	8.90	8.90
(ii) Hiring and firing regulations		6.47	5.08	5.44	6.47	6.11	5.68
(iii) Centralized collective bargaining	7.24	7.24	7.83	7.48	7.43	7.51	7.26
(iv) Hours regulations	4.75	4.49	4.84	10.00	10.00	10.00	10.00
(v) Mandated cost of worker dismissal				7.40	8.27	8.27	8.27
(vi) Conscription	10.00	10.00	10.00	10.00	10.00	10.00	10.00
C. Business regulations			7.77	7.79	7.06	6.53	6.60
(i) Administrative requirements			7.20	3.87	4.22	4.45	4.74
(ii) Bureaucracy costs			7.23	6.39	2.02	2.02	2.02
(iii) Starting a business			7.55	9.89	9.84	9.84	9.84
(iv) Extra payments / bribes / favoritism			9.08	8.39	8.13	7.57	7.65
(v) Licensing restrictions				9.52	9.63	6.75	6.86
(vi) Cost of tax compliance				8.67	8.53	8.53	8.53

Cape Verde

	1980	1990	2000	2005	2010	2012	2013
	Rating (Rank)	Rating (Rank)	Rating (Rank)	Rating (Rank)	Rating (Rank)	Rating (Rank)	Rating (Rank)
Summary Ratings (Rank)					6.39 (112)	6.79 (88)	6.97 (79)
	Rating (Data)	Rating (Data)	Rating (Data)	Rating (Data)	Rating (Data)	Rating (Data)	Rating (Data)
Area 1. Size of Government					5.42	6.48	6.29
A. Government consumption					3.32 (28.70)	5.55 (21.13)	4.81 (23.65)
B. Transfers and subsidies					9.34 (2.93)	9.36 (2.85)	9.36 (2.85)
C. Government enterprises and investment					4.00 (38.22)	6.00 (27.83)	6.00 (27.83)
D. Top marginal tax rate					5.00	5.00	5.00
(i) Top marginal income tax rate					7.00 (35)	7.00 (35)	7.00 (35)
(ii) Top marginal income and payroll tax rate					3.00 (50)	3.00 (50)	3.00 (50)
Area 2. Legal System and Property Rights					6.02	5.94	5.92
A. Judicial independence					5.27	5.20	5.25
B. Impartial courts					4.37	4.32	4.19
C. Protection of property rights					4.66	4.79	4.63
D. Military interference in rule of law and politics					8.50	8.40	8.50
E. Integrity of the legal system							
F. Legal enforcement of contracts					6.06	6.06	6.06
G. Regulatory costs of the sale of real property					8.13	8.37	8.37
H. Reliability of police					5.79	5.59	5.71
I. Business costs of crime					5.36	4.82	4.68
Area 3. Sound Money					7.16	8.30	8.59
A. Money growth					9.47 (-2.67)	8.96 (-5.21)	9.87 (-0.64)
B. Standard deviation of inflation					9.58 (1.06)	9.74 (0.66)	9.80 (0.49)
C. Inflation: most recent year					9.58 (2.08)	9.49 (2.54)	9.70 (1.51)
D. Freedom to own foreign currency bank accounts					0.00	5.00	5.00
Area 4. Freedom to Trade Internationally					6.55	6.58	7.31
A. Tariffs					6.60	6.69	6.69
(i) Revenue from trade taxes (% of trade sector)					7.02 (4.47)	7.25 (4.12)	7.25 (4.12)
(ii) Mean tariff rate					7.96 (10.20)	7.98 (10.10)	7.98 (10.10)
(iii) Standard deviation of tariff rates					4.82 (12.95)	4.83 (12.93)	4.83 (12.93)
B. Regulatory trade barriers					6.16	6.03	6.20
(i) Non-tariff trade barriers					4.86	4.60	5.17
(ii) Compliance costs of importing and exporting					7.45	7.45	7.24
C. Black-market exchange rates					10.00	10.00	10.00
D. Controls of the movement of capital and people					3.46	3.62	6.34
(i) Foreign ownership / investment restrictions					6.10	5.76	5.68
(ii) Capital controls					2.50	3.33	3.33
(iii) Freedom of foreigners to visit					1.77	1.77	10.00
Area 5. Regulation					6.82	6.66	6.75
A. Credit Market regulations					8.82	8.29	8.89
(i) Ownership of banks							
(ii) Private sector credit					7.64	6.58	7.78
(iii) Interest rate controls (negative real interest rates)					10.00	10.00	10.00
B. Labor Market regulations					4.63	4.63	4.31
(i) Hiring regulations and minimum wage					5.00	5.00	3.90
(ii) Hiring and firing regulations					3.95	4.19	3.94
(iii) Centralized collective bargaining					7.33	7.05	6.51
(iv) Hours regulations					8.00	8.00	8.00
(v) Mandated cost of worker dismissal					2.52	2.52	2.52
(vi) Conscription					1.00	1.00	1.00
C. Business regulations					7.00	7.06	7.06
(i) Administrative requirements					4.33	4.54	4.39
(ii) Bureaucracy costs					6.41	6.41	6.41
(iii) Starting a business					9.34	9.54	9.53
(iv) Extra payments / bribes / favoritism					6.04	5.71	5.46
(v) Licensing restrictions					7.98	8.26	8.63
(vi) Cost of tax compliance					7.92	7.92	7.92

Central African Republic

	1980	1990	2000	2005	2010	2012	2013
	Rating (Rank)	Rating (Rank)	Rating (Rank)	Rating (Rank)	Rating (Rank)	Rating (Rank)	Rating (Rank)
Summary Ratings (Rank)	4.48 (75)	5.02 (75)	5.27 (110)	4.77 (135)	5.21 (148)	5.30 (145)	5.29 (150)
	Rating (Data)	Rating (Data)	Rating (Data)	Rating (Data)	Rating (Data)	Rating (Data)	Rating (Data)
Area 1. Size of Government	3.84	4.70	5.28	3.95	6.49	7.00	7.50
A. Government consumption	7.67 (13.91)	7.41 (14.81)	8.55 (10.92)	7.91 (13.12)	9.32 (8.30)	9.41 (8.00)	9.41 (8.00)
B. Transfers and subsidies					9.65 (1.78)	9.58 (2.04)	9.58 (2.04)
C. Government enterprises and investment	0.00 (53.50)	2.00 (41.30)	2.00 (49.16)	0.00 (53.60)	2.00 (42.36)	4.00 (32.06)	4.00 (32.06)
D. Top marginal tax rate					5.00	5.00	7.00
(i) Top marginal income tax rate					5.00 (39-48)	5.00 (39-48)	7.00 (35)
(ii) Top marginal income and payroll tax rate							
Area 2. Legal System and Property Rights	4.67	4.42	4.35	2.81	2.34	2.44	2.09
A. Judicial independence							
B. Impartial courts				3.30	3.30	3.00	2.30
C. Protection of property rights							
D. Military interference in rule of law and politics			4.70	3.30	0.60	1.30	0.60
E. Integrity of the legal system			4.00				
F. Legal enforcement of contracts				0.51	0.51	0.51	0.51
G. Regulatory costs of the sale of real property				4.11	4.97	4.97	4.93
H. Reliability of police							
I. Business costs of crime							
Area 3. Sound Money	5.25	7.08	7.03	7.04	6.95	6.70	6.88
A. Money growth	7.16 (14.22)	9.90 (-0.50)	9.12 (-4.39)	9.66 (1.70)	8.69 (6.56)	8.87 (5.64)	8.87 (5.64)
B. Standard deviation of inflation	7.50 (6.24)	8.86 (2.85)	9.65 (0.88)	9.08 (2.30)	9.39 (1.52)	9.07 (2.32)	8.93 (2.68)
C. Inflation: most recent year	6.35 (18.27)	9.55 (2.27)	9.36 (3.20)	9.42 (2.88)	9.70 (1.49)	8.85 (5.77)	9.70 (1.50)
D. Freedom to own foreign currency bank accounts	0.00	0.00	0.00	0.00	0.00	0.00	0.00
Area 4. Freedom to Trade Internationally	4.18	4.06	5.19	4.37	4.66	4.54	4.56
A. Tariffs	2.93	2.97	5.58	6.21	6.09	4.52	4.49
(i) Revenue from trade taxes (% of trade sector)	2.93 (10.60)	2.33 (11.50)	4.27 (8.60)	5.88 (6.18)	5.61 (6.58)	0.89 (13.67)	0.89 (13.67)
(ii) Mean tariff rate		3.60 (32.00)	4.27 (8.60)	6.42 (17.90)	6.44 (17.80)	6.44 (17.80)	6.40 (18.00)
(iii) Standard deviation of tariff rates			6.20 (9.50)	6.33 (9.18)	6.23 (9.43)	6.23 (9.43)	6.18 (9.54)
B. Regulatory trade barriers				1.26	1.77	2.87	2.06
(i) Non-tariff trade barriers							
(ii) Compliance costs of importing and exporting				1.26	1.77	2.87	2.06
C. Black-market exchange rates	9.60	9.20	10.00	10.00	10.00	10.00	10.00
D. Controls of the movement of capital and people	0.00	0.00	0.00	0.00	0.77	0.77	1.70
(i) Foreign ownership / investment restrictions							
(ii) Capital controls	0.00	0.00	0.00	0.00	1.54	1.54	2.31
(iii) Freedom of foreigners to visit				0.00	0.00	0.00	1.09
Area 5. Regulation		4.85	4.52	5.68	5.60	5.83	5.45
A. Credit Market regulations	0.00	6.29	5.41	7.22	7.43	8.00	7.86
(i) Ownership of banks	0.00	2.00	2.00	5.00	5.00	5.00	5.00
(ii) Private sector credit		6.88	6.24	7.65	8.30	10.00	9.59
(iii) Interest rate controls (negative real interest rates)		10.00	8.00	9.00	9.00	9.00	9.00
B. Labor Market regulations				4.47	3.44	3.44	2.75
(i) Hiring regulations and minimum wage				3.90	2.77	2.77	0.00
(ii) Hiring and firing regulations							
(iii) Centralized collective bargaining							
(iv) Hours regulations				6.00	4.00	4.00	4.00
(v) Mandated cost of worker dismissal				7.96	7.01	7.01	7.01
(vi) Conscription	0.00	0.00	0.00	0.00	0.00	0.00	0.00
C. Business regulations				5.35	5.92	6.04	5.72
(i) Administrative requirements							
(ii) Bureaucracy costs							
(iii) Starting a business				5.22	6.00	6.25	4.93
(iv) Extra payments / bribes / favoritism							
(v) Licensing restrictions				6.48	7.41	7.28	7.65
(vi) Cost of tax compliance				4.35	4.35	4.59	4.59

Chad

	1980	1990	2000	2005	2010	2012	2013
	Rating (Rank)	Rating (Rank)	Rating (Rank)	Rating (Rank)	Rating (Rank)	Rating (Rank)	Rating (Rank)
Summary Ratings (Rank)		5.22 (67)	5.47 (105)	5.22 (132)	5.55 (140)	4.85 (151)	5.13 (154)
	Rating (Data)	Rating (Data)	Rating (Data)	Rating (Data)	Rating (Data)	Rating (Data)	Rating (Data)
Area 1. Size of Government		6.19	6.45	7.87	8.13	5.51	5.96
A. Government consumption	4.12 (26.00)	8.66 (10.54)	9.44 (7.90)	9.71 (7.00)	8.46 (11.24)	9.12 (9.00)	8.91 (9.70)
B. Transfers and subsidies		9.89 (0.90)	9.92 (0.80)	9.92 (0.80)	9.92 (0.80)	9.92 (0.80)	9.92 (0.80)
C. Government enterprises and investment		0.00 (94.00)	0.00 (50.00)	4.00 (36.80)	6.00 (29.40)	2.00 (40.10)	4.00 (37.10)
D. Top marginal tax rate						1.00	1.00
(i) Top marginal income tax rate						1.00 (60)	1.00 (60)
(ii) Top marginal income and payroll tax rate						1.00 (60)	1.00 (60)
Area 2. Legal System and Property Rights	4.67	4.42	4.25	2.19	3.08	2.72	2.81
A. Judicial independence				1.28	2.67	1.71	1.97
B. Impartial courts			4.04	1.97	3.18	2.15	2.05
C. Protection of property rights				2.66	2.61	2.38	2.52
D. Military interference in rule of law and politics			4.70	2.80	2.20	3.50	3.40
E. Integrity of the legal system			4.00				
F. Legal enforcement of contracts				0.30	2.22	2.22	2.22
G. Regulatory costs of the sale of real property				4.17	4.17	4.17	4.17
H. Reliability of police				2.22	2.74	2.18	2.75
I. Business costs of crime				2.15	4.83	3.45	3.37
Area 3. Sound Money	6.61	5.68	6.64	6.03	6.30	5.60	6.17
A. Money growth	8.40 (7.98)	8.81 (-5.93)	9.67 (-1.66)	9.52 (2.40)	9.44 (2.82)	9.00 (5.01)	8.16 (9.21)
B. Standard deviation of inflation	9.76 (0.59)	6.19 (9.53)	7.65 (5.87)	6.17 (9.56)	6.17 (9.58)	6.22 (9.44)	6.56 (8.60)
C. Inflation: most recent year	8.25 (8.73)	7.72 (11.41)	9.24 (3.82)	8.42 (7.89)	9.58 (-2.08)	7.20 (14.02)	9.97 (0.15)
D. Freedom to own foreign currency bank accounts	0.00	0.00	0.00	0.00	0.00	0.00	0.00
Area 4. Freedom to Trade Internationally		5.53	5.41	4.96	5.03	4.99	5.05
A. Tariffs		7.40	6.24	6.44	6.31	6.33	6.29
(i) Revenue from trade taxes (% of trade sector)		7.40 (3.90)					
(ii) Mean tariff rate				6.56 (17.20)	6.42 (17.90)	6.44 (17.80)	6.40 (18.00)
(iii) Standard deviation of tariff rates			5.64 (10.90)	6.33 (9.18)	6.21 (9.49)	6.23 (9.43)	6.18 (9.54)
B. Regulatory trade barriers				1.82	2.05	1.77	1.81
(i) Non-tariff trade barriers				3.64	4.09	3.53	3.62
(ii) Compliance costs of importing and exporting				0.00	0.00	0.00	0.00
C. Black-market exchange rates	9.60	9.20	10.00	10.00	10.00	10.00	10.00
D. Controls of the movement of capital and people	0.00	0.00	0.00	1.57	1.77	1.85	2.10
(i) Foreign ownership / investment restrictions				4.70	3.76	4.01	3.69
(ii) Capital controls	0.00	0.00	0.00	0.00	1.54	1.54	1.54
(iii) Freedom of foreigners to visit				0.00	0.00	0.00	1.09
Area 5. Regulation		4.27	4.62	5.03	5.21	5.41	5.68
A. Credit Market regulations	2.00	4.76	4.68	5.68	6.03	6.52	6.56
(i) Ownership of banks	2.00	0.00	0.00	2.00	2.00	2.00	2.00
(ii) Private sector credit		6.29	6.04	6.03	7.10	8.57	8.68
(iii) Interest rate controls (negative real interest rates)		8.00	8.00	9.00	9.00	9.00	9.00
B. Labor Market regulations				5.95	5.99	5.91	5.94
(i) Hiring regulations and minimum wage				6.10	5.00	5.00	6.10
(ii) Hiring and firing regulations				4.26	5.23	4.60	3.87
(iii) Centralized collective bargaining				7.70	6.78	6.90	6.75
(iv) Hours regulations				8.00	8.00	8.00	8.00
(v) Mandated cost of worker dismissal				6.66	7.94	7.94	7.94
(vi) Conscription	10.00	0.00	3.00	3.00	3.00	3.00	3.00
C. Business regulations				3.47	3.61	3.79	4.55
(i) Administrative requirements				2.35	2.70	3.41	3.15
(ii) Bureaucracy costs				3.13	6.97	6.97	6.97
(iii) Starting a business				3.87	4.57	5.23	5.68
(iv) Extra payments / bribes / favoritism				3.69	2.24	1.94	2.17
(v) Licensing restrictions				5.97	3.41	3.41	7.53
(vi) Cost of tax compliance				1.79	1.79	1.79	1.79

Chile

	1980	1990	2000	2005	2010	2012	2013
	Rating (Rank)	Rating (Rank)	Rating (Rank)	Rating (Rank)	Rating (Rank)	Rating (Rank)	Rating (Rank)
Summary Ratings (Rank)	5.19 (55)	6.75 (28)	7.41 (33)	7.89 (12)	7.91 (8)	7.84 (11)	7.87 (10)
	Rating (Data)	Rating (Data)	Rating (Data)	Rating (Data)	Rating (Data)	Rating (Data)	Rating (Data)
Area 1. Size of Government	5.00	6.51	6.12	7.43	7.91	8.00	8.00
A. Government consumption	7.36 (14.98)	7.76 (13.62)	7.02 (16.14)	7.13 (15.76)	6.74 (17.10)	7.00 (16.20)	7.00 (16.20)
B. Transfers and subsidies	6.62 (12.90)	7.28 (10.50)	6.48 (13.42)	7.60 (9.32)	7.90 (8.20)	8.01 (7.80)	8.01 (7.80)
C. Government enterprises and investment	4.00 (32.20)	7.00 (20.50)	6.00 (28.21)	10.00 (8.72)	10.00 (10.61)	10.00 (8.82)	10.00 (8.73)
D. Top marginal tax rate	2.00	4.00	5.00	5.00	7.00	7.00	7.00
(i) Top marginal income tax rate	2.00 (58)	4.00 (50)	5.00 (45)	5.00 (40)	7.00 (40)	7.00 (40)	7.00 (40)
(ii) Top marginal income and payroll tax rate		4.00 (50)	5.00 (45)	5.00 (40)	7.00 (40)	7.00 (40)	7.00 (40)
Area 2. Legal System and Property Rights	6.43	6.19	6.53	6.74	7.17	7.09	7.01
A. Judicial independence			5.85	4.77	7.45	7.15	7.02
B. Impartial courts			6.51	5.99	6.19	5.88	5.42
C. Protection of property rights			5.27	7.47	6.73	6.84	6.64
D. Military interference in rule of law and politics			6.67	6.88	7.50	7.50	7.50
E. Integrity of the legal system			8.33	8.33	7.50	7.50	7.50
F. Legal enforcement of contracts				5.11	5.11	5.11	5.11
G. Regulatory costs of the sale of real property				8.99	8.99	9.07	9.07
H. Reliability of police				7.07	8.71	8.61	8.81
I. Business costs of crime				6.04	6.35	6.19	6.05
Area 3. Sound Money	2.31	7.65	9.30	9.34	8.94	8.87	9.02
A. Money growth	0.00 (52.46)	6.52 (17.40)	9.58 (2.08)	8.72 (6.39)	8.37 (8.16)	8.33 (8.35)	8.56 (7.18)
B. Standard deviation of inflation	0.00 (80.63)	8.34 (4.15)	8.40 (4.01)	9.23 (1.92)	7.68 (5.79)	7.76 (5.61)	7.86 (5.35)
C. Inflation: most recent year	4.25 (28.76)	5.75 (21.24)	9.23 (3.84)	9.39 (3.05)	9.72 (1.41)	9.40 (3.01)	9.64 (1.79)
D. Freedom to own foreign currency bank accounts	5.00	10.00	10.00	10.00	10.00	10.00	10.00
Area 4. Freedom to Trade Internationally	6.50	6.73	7.90	8.45	8.25	8.03	8.11
A. Tariffs	8.71	8.18	8.91	9.48	9.47	9.47	9.47
(i) Revenue from trade taxes (% of trade sector)	8.13 (2.80)	7.53 (3.70)	8.53 (2.20)	9.61 (0.58)	9.77 (0.35)	9.77 (0.35)	9.77 (0.35)
(ii) Mean tariff rate	8.00 (10.00)	7.00 (15.00)	8.53 (2.20)	9.02 (4.90)	8.80 (6.00)	8.80 (6.00)	8.80 (6.00)
(iii) Standard deviation of tariff rates	10.00 (0.00)	10.00 (0.00)	10.00 (0.00)	9.81 (0.48)	9.83 (0.42)	9.83 (0.42)	9.83 (0.42)
B. Regulatory trade barriers			8.39	7.39	7.78	7.25	7.22
(i) Non-tariff trade barriers			8.28	7.68	8.40	6.33	6.28
(ii) Compliance costs of importing and exporting			8.50	7.09	7.16	8.16	8.16
C. Black-market exchange rates	8.80	10.00	10.00	10.00	10.00	10.00	10.00
D. Controls of the movement of capital and people	2.00	2.00	4.30	6.93	5.76	5.40	5.75
(i) Foreign ownership / investment restrictions			8.61	8.38	7.89	7.58	7.31
(ii) Capital controls	2.00	2.00	0.00	6.92	3.85	3.08	3.08
(iii) Freedom of foreigners to visit				5.50	5.53	5.53	6.88
Area 5. Regulation	5.70	6.69	7.21	7.50	7.30	7.22	7.18
A. Credit Market regulations	7.54	8.43	9.27	9.33	8.94	9.33	9.23
(i) Ownership of banks	5.00	8.00	8.00	8.00	8.00	8.00	8.00
(ii) Private sector credit	9.63	9.28	9.82	10.00	9.82	10.00	9.68
(iii) Interest rate controls (negative real interest rates)	8.00	8.00	10.00	10.00	9.00	10.00	10.00
B. Labor Market regulations		4.95	4.86	6.04	6.24	5.46	5.46
(i) Hiring regulations and minimum wage			3.36	6.70	6.67	6.67	6.67
(ii) Hiring and firing regulations		6.91	5.57	4.92	3.92	4.96	4.86
(iii) Centralized collective bargaining		7.93	8.85	8.47	7.57	7.64	7.69
(iv) Hours regulations			6.51	10.00	10.00	10.00	10.00
(v) Mandated cost of worker dismissal				5.18	8.27	2.52	2.52
(vi) Conscription	3.00	0.00	0.00	1.00	1.00	1.00	1.00
C. Business regulations			7.50	7.12	6.71	6.86	6.87
(i) Administrative requirements			7.88	4.66	4.41	5.11	5.05
(ii) Bureaucracy costs			7.93	6.03	3.82	3.82	3.82
(iii) Starting a business			5.65	9.03	9.72	9.82	9.82
(iv) Extra payments / bribes / favoritism			8.53	8.40	7.61	7.40	7.36
(v) Licensing restrictions				8.15	8.25	8.26	8.44
(vi) Cost of tax compliance				6.46	6.46	6.74	6.74

China

	1980	1990	2000	2005	2010	2012	2013
	Rating (Rank)	Rating (Rank)	Rating (Rank)	Rating (Rank)	Rating (Rank)	Rating (Rank)	Rating (Rank)
Summary Ratings (Rank)	3.64 (96)	4.09 (100)	5.75 (100)	6.05 (105)	6.26 (120)	6.39 (113)	6.44 (111)
	Rating (Data)	Rating (Data)	Rating (Data)	Rating (Data)	Rating (Data)	Rating (Data)	Rating (Data)
Area 1. Size of Government	2.63	3.65	3.43	4.54	4.48	5.00	5.00
A. Government consumption	5.25 (22.14)	5.94 (19.81)	4.28 (25.46)	3.87 (26.84)	3.63 (27.66)	3.71 (27.40)	3.71 (27.40)
B. Transfers and subsidies				8.29 (6.76)	8.29 (6.76)	8.29 (6.76)	8.29 (6.76)
C. Government enterprises and investment	0.00 (56.40)	0.00 (61.90)	0.00 (77.97)	0.00 (69.77)	0.00 (50.91)	2.00 (46.07)	2.00 (46.07)
D. Top marginal tax rate		5.00	6.00	6.00	6.00	6.00	6.00
(i) Top marginal income tax rate		5.00 (45)	6.00 (45)	6.00 (45)	6.00 (45)	6.00 (45)	6.00 (45)
(ii) Top marginal income and payroll tax rate					6.00 (45)	6.00 (45)	6.00 (45)
Area 2. Legal System and Property Rights		5.79	4.95	5.60	6.25	6.00	5.86
A. Judicial independence			3.34	3.92	4.89	5.01	4.98
B. Impartial courts			4.18	4.03	5.21	5.02	4.71
C. Protection of property rights			3.22	4.95	6.74	6.04	5.81
D. Military interference in rule of law and politics			7.34	5.00	5.00	5.00	5.00
E. Integrity of the legal system			6.67	7.50	6.67	5.83	5.83
F. Legal enforcement of contracts				6.73	6.73	6.73	6.07
G. Regulatory costs of the sale of real property				8.27	8.27	8.27	8.45
H. Reliability of police				5.08	5.95	5.69	5.50
I. Business costs of crime				4.92	6.77	6.38	6.34
Area 3. Sound Money	6.18	6.73	8.12	8.18	7.89	8.03	8.26
A. Money growth	6.00 (20.00)	9.18 (4.09)	8.90 (5.48)	9.05 (4.76)	8.57 (7.14)	9.15 (4.26)	9.98 (0.08)
B. Standard deviation of inflation	9.48 (1.31)	8.86 (2.84)	8.63 (3.43)	9.04 (2.41)	8.63 (3.42)	8.51 (3.73)	8.58 (3.56)
C. Inflation: most recent year	9.24 (3.78)	8.86 (5.68)	9.95 (0.26)	9.64 (1.82)	9.34 (3.31)	9.47 (2.65)	9.47 (2.63)
D. Freedom to own foreign currency bank accounts	0.00	0.00	5.00	5.00	5.00	5.00	5.00
Area 4. Freedom to Trade Internationally	2.72	2.72	6.46	6.64	6.68	6.66	6.73
A. Tariffs	3.15	3.16	7.11	7.96	8.13	8.13	8.10
(i) Revenue from trade taxes (% of trade sector)	6.20 (5.70)	7.53 (3.70)	8.86 (1.71)	8.81 (1.78)	9.35 (0.98)	9.33 (1.00)	9.33 (1.00)
(ii) Mean tariff rate	0.10 (49.50)	1.94 (40.30)	8.86 (1.71)	8.16 (9.20)	8.08 (9.60)	8.08 (9.60)	8.02 (9.90)
(iii) Standard deviation of tariff rates		0.00 (32.10)	5.72 (10.70)	6.91 (7.72)	6.97 (7.58)	6.97 (7.58)	6.95 (7.62)
B. Regulatory trade barriers			6.01	6.02	6.38	6.18	6.34
(i) Non-tariff trade barriers			4.35	5.14	5.86	5.46	5.77
(ii) Compliance costs of importing and exporting			7.66	6.91	6.91	6.91	6.91
C. Black-market exchange rates	5.00	0.00	10.00	10.00	10.00	10.00	10.00
D. Controls of the movement of capital and people	0.00	5.00	2.71	2.56	2.19	2.33	2.48
(i) Foreign ownership / investment restrictions			4.66	6.71	6.35	6.01	6.25
(ii) Capital controls	0.00	5.00	0.77	0.77	0.00	0.77	0.77
(iii) Freedom of foreigners to visit				0.20	0.22	0.22	0.42
Area 5. Regulation	3.04	1.58	5.79	5.31	6.01	6.26	6.38
A. Credit Market regulations	0.00	0.00	6.46	7.06	6.76	7.19	7.21
(i) Ownership of banks	0.00	0.00	0.00	2.00	2.00	2.00	2.00
(ii) Private sector credit			9.39	9.18	9.28	9.57	9.63
(iii) Interest rate controls (negative real interest rates)	0.00	0.00	10.00	10.00	9.00	10.00	10.00
B. Labor Market regulations		3.16	4.66	4.98	5.66	5.58	5.63
(i) Hiring regulations and minimum wage			4.37	8.90	8.90	8.90	8.90
(ii) Hiring and firing regulations		4.30	5.10	5.27	5.45	5.70	5.98
(iii) Centralized collective bargaining	4.49	5.18	7.67	7.44	7.10	6.35	6.40
(iv) Hours regulations			6.18	6.70	10.00	10.00	10.00
(v) Mandated cost of worker dismissal				1.56	2.52	2.52	2.52
(vi) Conscription	0.00	0.00	0.00	0.00	0.00	0.00	0.00
C. Business regulations			6.25	3.88	5.61	6.02	6.29
(i) Administrative requirements			7.60	3.96	4.89	5.46	5.09
(ii) Bureaucracy costs			5.40	2.00	4.67	4.67	4.67
(iii) Starting a business			6.52	8.08	8.42	8.67	8.99
(iv) Extra payments / bribes / favoritism			5.49	5.52	5.11	4.99	4.99
(v) Licensing restrictions				3.52	5.04	5.89	6.92
(vi) Cost of tax compliance				0.23	5.54	6.44	7.07

Colombia

	1980	1990	2000	2005	2010	2012	2013
	Rating (Rank)	Rating (Rank)	Rating (Rank)	Rating (Rank)	Rating (Rank)	Rating (Rank)	Rating (Rank)
Summary Ratings (Rank)	4.59 (72)	5.02 (75)	5.51 (103)	5.94 (115)	6.53 (100)	6.59 (102)	6.56 (106)
	Rating (Data)	Rating (Data)	Rating (Data)	Rating (Data)	Rating (Data)	Rating (Data)	Rating (Data)
Area 1. Size of Government	5.35	7.23	4.64	4.45	6.16	6.06	6.03
A. Government consumption	8.07 (12.57)	7.78 (13.56)	4.35 (25.20)	2.69 (30.87)	5.53 (21.20)	5.53 (21.20)	5.44 (21.50)
B. Transfers and subsidies	9.35 (2.90)	9.13 (3.70)	8.71 (5.24)	7.60 (9.32)	8.10 (7.47)	7.70 (8.95)	7.70 (8.95)
C. Government enterprises and investment	2.00 (41.50)	4.00 (38.50)	0.00 (51.89)	2.00 (51.90)	6.00	6.00	6.00
D. Top marginal tax rate	2.00	8.00	5.50	5.50	5.00	5.00	5.00
(i) Top marginal income tax rate	2.00 (56)	8.00 (30)	7.00 (35)	7.00 (35)	7.00 (35)	7.00 (33)	7.00 (33)
(ii) Top marginal income and payroll tax rate		8.00 (30)	4.00 (43)	4.00 (45)	3.00 (47)	3.00 (53)	3.00 (53)
Area 2. Legal System and Property Rights	3.98	3.41	3.53	4.42	4.36	4.21	4.14
A. Judicial independence			3.51	4.42	4.17	3.41	3.07
B. Impartial courts			5.85	4.64	3.93	3.81	3.72
C. Protection of property rights			3.28	6.16	4.85	4.73	4.77
D. Military interference in rule of law and politics			3.33	3.33	3.33	3.33	3.33
E. Integrity of the legal system			1.67	1.67	3.33	3.33	3.33
F. Legal enforcement of contracts				1.80	2.09	2.09	2.09
G. Regulatory costs of the sale of real property				8.74	9.06	9.10	9.04
H. Reliability of police				5.72	5.56	5.26	5.07
I. Business costs of crime				3.33	2.93	2.80	2.81
Area 3. Sound Money	4.86	4.90	6.31	7.81	8.20	8.13	8.12
A. Money growth	6.63 (16.85)	6.21 (18.97)	8.28 (8.61)	7.69 (11.53)	8.97 (5.17)	9.11 (4.47)	8.72 (6.42)
B. Standard deviation of inflation	8.33 (4.17)	9.09 (2.27)	8.81 (2.97)	9.57 (1.09)	9.30 (1.75)	9.06 (2.35)	9.16 (2.10)
C. Inflation: most recent year	4.48 (27.61)	4.29 (28.55)	8.16 (9.22)	8.99 (5.05)	9.54 (2.28)	9.36 (3.18)	9.60 (2.02)
D. Freedom to own foreign currency bank accounts	0.00	0.00	0.00	5.00	5.00	5.00	5.00
Area 4. Freedom to Trade Internationally	3.62	4.04	6.98	6.48	6.94	7.35	7.35
A. Tariffs	4.05	5.53	7.85	7.72	7.31	7.98	7.98
(i) Revenue from trade taxes (% of trade sector)	4.80 (7.80)	5.99 (6.01)	8.37 (2.44)	8.73 (1.90)	7.97 (3.04)	8.83 (1.75)	8.83 (1.75)
(ii) Mean tariff rate	3.30 (33.50)	3.92 (30.40)	8.37 (2.44)	7.62 (11.90)	7.50 (12.50)	8.24 (8.80)	8.24 (8.80)
(iii) Standard deviation of tariff rates		6.68 (8.30)	7.52 (6.20)	6.80 (8.00)	6.45 (8.88)	6.87 (7.83)	6.87 (7.83)
B. Regulatory trade barriers			6.11	4.98	6.56	6.36	6.55
(i) Non-tariff trade barriers			4.90	4.83	4.94	4.54	4.92
(ii) Compliance costs of importing and exporting			7.33	5.13	8.18	8.18	8.18
C. Black-market exchange rates	6.80	6.60	10.00	8.07	9.02	10.00	10.00
D. Controls of the movement of capital and people	0.00	0.00	3.94	5.16	4.88	5.07	4.89
(i) Foreign ownership / investment restrictions			7.87	6.81	6.03	5.82	5.84
(ii) Capital controls	0.00	0.00	0.00	0.77	0.77	1.54	1.54
(iii) Freedom of foreigners to visit				7.90	7.85	7.85	7.29
Area 5. Regulation	5.16	5.50	6.10	6.54	6.96	7.20	7.16
A. Credit Market regulations	8.00	8.20	8.70	8.24	8.49	9.33	9.17
(i) Ownership of banks	8.00	8.00	8.00	8.00	8.00	8.00	8.00
(ii) Private sector credit		8.61	8.10	6.72	7.46	10.00	9.52
(iii) Interest rate controls (negative real interest rates)	8.00	8.00	10.00	10.00	10.00	10.00	10.00
B. Labor Market regulations			3.89	5.37	5.92	5.85	5.93
(i) Hiring regulations and minimum wage			2.85	7.80	8.90	8.90	8.90
(ii) Hiring and firing regulations		5.50	4.15	5.05	4.91	4.59	4.74
(iii) Centralized collective bargaining			5.93	6.81	6.92	6.79	7.10
(iv) Hours regulations			5.51	8.00	10.00	10.00	10.00
(v) Mandated cost of worker dismissal				4.53	4.82	4.82	4.82
(vi) Conscription	0.00	0.00	1.00	0.00	0.00	0.00	0.00
C. Business regulations			5.71	6.03	6.48	6.43	6.38
(i) Administrative requirements			6.43	2.61	3.17	3.21	3.04
(ii) Bureaucracy costs			6.75	5.81	4.88	4.88	4.88
(iii) Starting a business			3.75	8.38	9.47	9.44	9.57
(iv) Extra payments / bribes / favoritism			5.89	6.38	4.12	3.82	3.73
(v) Licensing restrictions				8.09	9.39	9.47	9.72
(vi) Cost of tax compliance				4.89	7.84	7.72	7.32

Congo, Democratic Republic

	1980	1990	2000	2005	2010	2012	2013
	Rating (Rank)	Rating (Rank)	Rating (Rank)	Rating (Rank)	Rating (Rank)	Rating (Rank)	Rating (Rank)
Summary Ratings (Rank)	2.99 (102)	3.28 (108)	3.97 (122)	4.75 (136)	5.46 (142)	5.39 (142)	5.65 (144)
	Rating (Data)	Rating (Data)	Rating (Data)	Rating (Data)	Rating (Data)	Rating (Data)	Rating (Data)
Area 1. Size of Government	5.00	5.74	7.45	7.16	5.33	5.80	6.09
A. Government consumption	9.04 (9.28)	8.03 (12.70)	9.29 (8.41)	9.16 (8.87)	7.97 (12.90)	7.85 (13.30)	7.50 (14.50)
B. Transfers and subsidies	9.97 (0.60)	9.92 (0.80)	10.00 (0.01)	10.00 (0.00)	8.85 (4.72)	8.85 (4.72)	8.85 (4.72)
C. Government enterprises and investment	0.00 (58.20)	4.00 (31.10)	10.00 (13.10)	7.00 (24.14)	2.00 (42.80)	4.00 (33.30)	4.00 (33.50)
D. Top marginal tax rate	1.00	1.00	0.50	2.50	2.50	2.50	4.00
(i) Top marginal income tax rate	1.00 (60)	1.00 (60)	1.00 (60)	3.00 (50)	3.00 (50)	3.00 (50)	5.00 (40)
(ii) Top marginal income and payroll tax rate		1.00 (60)	0.00 (63)	2.00 (54)	2.00 (54)	2.00 (55)	3.00 (48)
Area 2. Legal System and Property Rights	2.37	2.44	1.75	2.05	3.06	2.41	2.30
A. Judicial independence							
B. Impartial courts			3.59	2.50	2.70	2.63	2.80
C. Protection of property rights							
D. Military interference in rule of law and politics			0.00	0.00	3.33	0.00	0.00
E. Integrity of the legal system			1.67	1.67	1.67	1.67	1.67
F. Legal enforcement of contracts				0.30	0.87	0.87	0.97
G. Regulatory costs of the sale of real property				5.80	6.74	6.90	6.05
H. Reliability of police							
I. Business costs of crime							
Area 3. Sound Money	1.10	0.00	1.25	5.04	7.89	7.82	8.12
A. Money growth	4.39 (28.06)	0.00 (62.92)	0.00 (2290.00)	4.44 (27.79)	5.55 (22.27)	7.39 (13.04)	7.68 (11.61)
B. Standard deviation of inflation	0.00 (25.49)	0.00 (30.17)	0.00 (248.28)	0.00 (163.85)	7.41 (6.46)	5.81 (10.47)	5.11 (12.22)
C. Inflation: most recent year	0.00 (51.40)	0.00 (108.95)	0.00 (550.01)	5.74 (21.32)	8.58 (7.10)	8.06 (9.72)	9.67 (1.63)
D. Freedom to own foreign currency bank accounts	0.00	0.00	5.00	10.00	10.00	10.00	10.00
Area 4. Freedom to Trade Internationally	2.07	4.30	4.15	4.90	5.17	5.17	5.20
A. Tariffs	4.21	4.90	8.70	7.40	7.74	7.74	7.74
(i) Revenue from trade taxes (% of trade sector)	3.13 (10.30)	3.93 (9.10)	8.70 (1.95)	7.03 (4.45)	7.79 (3.32)	7.79 (3.32)	7.79 (3.32)
(ii) Mean tariff rate	5.28 (23.60)	5.86 (20.70)	8.70 (1.95)	7.60 (12.00)	7.80 (11.00)	7.80 (11.00)	7.80 (11.00)
(iii) Standard deviation of tariff rates				7.55 (6.12)	7.62 (5.94)	7.62 (5.94)	7.62 (5.94)
B. Regulatory trade barriers				2.19	2.54	2.54	2.54
(i) Non-tariff trade barriers							
(ii) Compliance costs of importing and exporting				2.19	2.54	2.54	2.54
C. Black-market exchange rates	0.00	6.00	1.43	10.00	10.00	10.00	10.00
D. Controls of the movement of capital and people	2.00	2.00	2.31	0.00	0.38	0.38	0.51
(i) Foreign ownership / investment restrictions							
(ii) Capital controls	2.00	2.00	2.31	0.00	0.77	0.77	0.77
(iii) Freedom of foreigners to visit				0.00	0.00	0.00	0.25
Area 5. Regulation	4.43	3.94	5.23	4.57	5.87	5.73	6.55
A. Credit Market regulations	4.34	2.88	6.31	4.81	6.33	6.00	6.33
(i) Ownership of banks	0.00	0.00	0.00	0.00	0.00	0.00	0.00
(ii) Private sector credit	8.69	8.65	8.94	9.43	10.00	10.00	10.00
(iii) Interest rate controls (negative real interest rates)		0.00	10.00	5.00	9.00	8.00	9.00
B. Labor Market regulations				5.11	5.67	5.67	5.67
(i) Hiring regulations and minimum wage				5.00	1.67	1.67	1.67
(ii) Hiring and firing regulations							
(iii) Centralized collective bargaining							
(iv) Hours regulations				5.30	8.00	8.00	8.00
(v) Mandated cost of worker dismissal				7.13	10.00	10.00	10.00
(vi) Conscription	3.00	3.00	3.00	3.00	3.00	3.00	3.00
C. Business regulations				3.81	5.60	5.52	7.65
(i) Administrative requirements							
(ii) Bureaucracy costs							
(iii) Starting a business				3.33	4.59	3.93	7.53
(iv) Extra payments / bribes / favoritism							
(v) Licensing restrictions				1.54	5.99	6.54	8.96
(vi) Cost of tax compliance				6.55	6.23	6.10	6.46

Congo, Republic of

	1980	1990	2000	2005	2010	2012	2013
	Rating (Rank)	Rating (Rank)	Rating (Rank)	Rating (Rank)	Rating (Rank)	Rating (Rank)	Rating (Rank)
Summary Ratings (Rank)	4.76 (68)	4.83 (85)	4.28 (121)	4.59 (138)	4.74 (150)	4.51 (152)	4.72 (156)
	Rating (Data)	Rating (Data)	Rating (Data)	Rating (Data)	Rating (Data)	Rating (Data)	Rating (Data)
Area 1. Size of Government	2.86	4.81	4.54	4.66	5.08	3.89	4.32
A. Government consumption	3.72 (27.34)	6.42 (18.16)	1.60 (34.55)	2.33 (32.09)	5.51 (21.28)	3.24 (29.00)	4.97 (23.10)
B. Transfers and subsidies			9.55 (2.15)	9.31 (3.03)	9.31 (3.03)	9.31 (3.03)	9.31 (3.03)
C. Government enterprises and investment	2.00 (44.20)	4.00 (32.60)	4.00 (33.20)	4.00 (31.67)	2.00 (49.63)	0.00 (83.40)	0.00 (75.40)
D. Top marginal tax rate		4.00	3.00	3.00	3.50	3.00	3.00
(i) Top marginal income tax rate		4.00 (50)	3.00 (50)	3.00 (50)	4.00 (45)	4.00 (45)	4.00 (45)
(ii) Top marginal income and payroll tax rate					3.00 (49)	2.00 (53)	2.00 (53)
Area 2. Legal System and Property Rights	4.67	3.02	1.73	2.35	2.78	2.78	2.78
A. Judicial independence							
B. Impartial courts			1.86	3.00	3.60	3.58	3.58
C. Protection of property rights							
D. Military interference in rule of law and politics			0.00	0.00	0.00	0.00	0.00
E. Integrity of the legal system			3.33	3.33	3.33	3.33	3.33
F. Legal enforcement of contracts				3.01	3.01	3.01	3.01
G. Regulatory costs of the sale of real property				2.41	3.96	3.96	3.96
H. Reliability of police							
I. Business costs of crime							
Area 3. Sound Money	5.45	5.96	4.29	5.33	4.69	4.74	4.97
A. Money growth	8.78 (6.12)	9.81 (0.93)	7.24 (13.81)	8.60 (7.01)	7.56 (12.19)	6.98 (15.10)	7.31 (13.47)
B. Standard deviation of inflation	7.04 (7.41)	4.20 (14.51)	0.10 (24.75)	3.79 (15.52)	2.21 (19.48)	2.76 (18.10)	3.79 (15.53)
C. Inflation: most recent year	5.97 (20.14)	9.85 (-0.77)	9.83 (-0.84)	8.94 (5.28)	9.00 (5.00)	9.22 (3.89)	8.81 (5.97)
D. Freedom to own foreign currency bank accounts	0.00	0.00	0.00	0.00	0.00	0.00	0.00
Area 4. Freedom to Trade Internationally	5.69	4.58	5.81	4.83	5.06	5.19	5.33
A. Tariffs	7.47	4.53	7.43	7.21	7.36	7.38	7.35
(i) Revenue from trade taxes (% of trade sector)	7.47 (3.80)	4.53 (8.20)	9.25 (1.13)	9.20 (1.20)	9.47 (0.80)	9.47 (0.80)	9.47 (0.80)
(ii) Mean tariff rate			9.25 (1.13)	6.18 (19.10)	6.42 (17.90)	6.44 (17.80)	6.40 (18.00)
(iii) Standard deviation of tariff rates			6.56 (8.60)	6.25 (9.38)	6.21 (9.49)	6.23 (9.43)	6.18 (9.54)
B. Regulatory trade barriers				2.10	2.10	2.60	2.60
(i) Non-tariff trade barriers							
(ii) Compliance costs of importing and exporting				2.10	2.10	2.60	2.60
C. Black-market exchange rates	9.60	9.20	10.00	10.00	10.00	10.00	10.00
D. Controls of the movement of capital and people	0.00	0.00	0.00	0.00	0.77	0.77	1.36
(i) Foreign ownership / investment restrictions							
(ii) Capital controls	0.00	0.00	0.00	0.00	1.54	1.54	1.54
(iii) Freedom of foreigners to visit				0.00	0.00	0.00	1.17
Area 5. Regulation	5.16	5.79	5.05	5.77	6.08	5.96	6.22
A. Credit Market regulations	3.00	5.45	3.49	5.33	6.33	6.11	6.21
(i) Ownership of banks	0.00	0.00	0.00	0.00	0.00	0.00	0.00
(ii) Private sector credit		6.36	7.48	10.00	10.00	9.32	9.62
(iii) Interest rate controls (negative real interest rates)	6.00	10.00	3.00	6.00	9.00	9.00	9.00
B. Labor Market regulations				6.29	6.48	6.48	6.16
(i) Hiring regulations and minimum wage				2.20	2.23	2.23	1.10
(ii) Hiring and firing regulations							
(iii) Centralized collective bargaining							
(iv) Hours regulations				6.00	6.00	6.00	6.00
(v) Mandated cost of worker dismissal				6.94	7.68	7.68	7.53
(vi) Conscription	10.00	10.00	10.00	10.00	10.00	10.00	10.00
C. Business regulations				5.70	5.43	5.31	6.30
(i) Administrative requirements							
(ii) Bureaucracy costs							
(iii) Starting a business				6.72	5.48	5.96	7.49
(iv) Extra payments / bribes / favoritism							
(v) Licensing restrictions				7.17	7.60	6.70	8.17
(vi) Cost of tax compliance				3.21	3.21	3.25	3.25

Costa Rica

	1980	1990	2000	2005	2010	2012	2013
	Rating (Rank)	Rating (Rank)	Rating (Rank)	Rating (Rank)	Rating (Rank)	Rating (Rank)	Rating (Rank)
Summary Ratings (Rank)	5.52 (48)	6.98 (22)	7.51 (30)	7.56 (28)	7.31 (44)	7.57 (22)	7.53 (25)
	Rating (Data)	Rating (Data)	Rating (Data)	Rating (Data)	Rating (Data)	Rating (Data)	Rating (Data)
Area 1. Size of Government	5.72	7.20	7.13	8.57	7.85	7.62	7.60
A. Government consumption	5.37 (21.75)	5.04 (22.85)	6.94 (16.40)	6.66 (17.36)	5.49 (21.35)	5.41 (21.60)	5.35 (21.80)
B. Transfers and subsidies	8.50 (6.00)	8.77 (5.00)	8.59 (5.66)	8.64 (5.50)	9.42 (2.63)	8.55 (5.82)	8.55 (5.82)
C. Government enterprises and investment	4.00 (36.20)	7.00 (21.00)	6.00 (27.10)	10.00 (5.66)	10.00 (9.47)	10.00 (9.47)	10.00 (9.47)
D. Top marginal tax rate	5.00	8.00	7.00	9.00	6.50	6.50	6.50
(i) Top marginal income tax rate	5.00 (50)	9.00 (25)	9.00 (25)	10.00 (15-25)	9.00 (25)	9.00 (25)	9.00 (25)
(ii) Top marginal income and payroll tax rate		7.00 (33)	5.00 (39)	8.00 (24-33)	4.00 (43)	4.00 (44)	4.00 (44)
Area 2. Legal System and Property Rights	5.21	5.46	6.87	6.32	6.11	6.17	6.25
A. Judicial independence			6.35	6.87	6.46	6.36	6.73
B. Impartial courts			6.85	6.51	4.73	4.79	4.88
C. Protection of property rights			4.50	6.08	5.51	5.96	5.97
D. Military interference in rule of law and politics			10.00	10.00	10.00	10.00	10.00
E. Integrity of the legal system			6.67	6.67	5.83	5.00	5.00
F. Legal enforcement of contracts				3.52	3.52	3.52	3.52
G. Regulatory costs of the sale of real property				8.45	8.50	8.52	8.52
H. Reliability of police				5.02	6.13	6.45	6.59
I. Business costs of crime				3.74	4.28	4.89	5.00
Area 3. Sound Money	8.04	8.41	7.88	8.75	8.00	9.29	9.33
A. Money growth	7.72 (11.41)	8.66 (6.72)	5.16 (24.22)	8.37 (8.14)	8.75 (6.23)	9.43 (2.84)	9.27 (3.67)
B. Standard deviation of inflation	8.22 (4.46)	8.68 (3.29)	8.55 (3.63)	9.40 (1.49)	9.36 (1.61)	8.63 (3.43)	9.10 (2.26)
C. Inflation: most recent year	6.23 (18.83)	6.29 (18.57)	7.80 (10.99)	7.24 (13.80)	8.87 (5.66)	9.10 (4.50)	8.96 (5.22)
D. Freedom to own foreign currency bank accounts	10.00	10.00	10.00	10.00	5.00	10.00	10.00
Area 4. Freedom to Trade Internationally	1.74	6.88	8.65	7.88	8.15	8.13	7.92
A. Tariffs	3.23	5.63	8.40	8.08	8.15	8.04	8.04
(i) Revenue from trade taxes (% of trade sector)	6.47 (5.30)	5.33 (7.00)	9.28 (1.08)	9.24 (1.14)	9.17 (1.25)	9.00 (1.50)	9.00 (1.50)
(ii) Mean tariff rate	0.00 (55.00)	6.72 (16.40)	9.28 (1.08)	8.60 (7.00)	8.92 (5.40)	8.88 (5.60)	8.88 (5.60)
(iii) Standard deviation of tariff rates		4.84 (12.90)	7.00 (7.50)	6.39 (9.03)	6.35 (9.13)	6.24 (9.41)	6.24 (9.41)
B. Regulatory trade barriers			6.58	4.84	6.71	6.47	6.45
(i) Non-tariff trade barriers			5.17	4.70	5.29	4.74	4.78
(ii) Compliance costs of importing and exporting			8.00	4.98	8.14	8.20	8.12
C. Black-market exchange rates	0.00	10.00	10.00	10.00	10.00	10.00	10.00
D. Controls of the movement of capital and people	2.00	5.00	9.63	8.61	7.74	8.01	7.18
(i) Foreign ownership / investment restrictions			9.26	7.54	7.12	7.15	6.81
(ii) Capital controls	2.00	5.00	10.00	9.09	6.92	7.69	7.69
(iii) Freedom of foreigners to visit				9.20	9.18	9.18	7.04
Area 5. Regulation	6.90	6.94	7.03	6.26	6.46	6.67	6.57
A. Credit Market regulations	8.18	8.50	9.21	7.50	7.14	7.17	6.86
(i) Ownership of banks	10.00	10.00	10.00	5.00	5.00	5.00	5.00
(ii) Private sector credit	6.37	7.51	8.64	8.49	7.43	7.52	6.58
(iii) Interest rate controls (negative real interest rates)		8.00	9.00	9.00	9.00	9.00	9.00
B. Labor Market regulations			5.99	5.94	6.21	6.32	6.14
(i) Hiring regulations and minimum wage			3.46	1.10	2.23	2.23	1.10
(ii) Hiring and firing regulations			4.97	5.51	5.34	5.38	5.48
(iii) Centralized collective bargaining			5.00	5.73	6.04	6.67	6.63
(iv) Hours regulations			6.51	6.00	8.00	8.00	8.00
(v) Mandated cost of worker dismissal				7.31	5.66	5.66	5.66
(vi) Conscription	10.00	10.00	10.00	10.00	10.00	10.00	10.00
C. Business regulations			5.90	5.35	6.03	6.53	6.72
(i) Administrative requirements			6.83	2.58	3.45	3.85	3.86
(ii) Bureaucracy costs			6.15	2.35	4.59	4.59	4.59
(iii) Starting a business			4.70	7.29	7.96	9.13	9.11
(iv) Extra payments / bribes / favoritism			5.92	6.91	5.36	5.45	5.52
(v) Licensing restrictions				7.48	7.56	8.67	9.07
(vi) Cost of tax compliance				5.49	7.24	7.47	8.17

Côte d'Ivoire

	1980	1990	2000	2005	2010	2012	2013
	Rating (Rank)	Rating (Rank)	Rating (Rank)	Rating (Rank)	Rating (Rank)	Rating (Rank)	Rating (Rank)
Summary Ratings (Rank)	5.20 (54)	5.07 (71)	5.99 (88)	5.97 (113)	5.89 (134)	5.90 (134)	6.03 (134)
	Rating (Data)	Rating (Data)	Rating (Data)	Rating (Data)	Rating (Data)	Rating (Data)	Rating (Data)
Area 1. Size of Government	5.39	4.07	8.41	8.04	6.95	6.20	6.11
A. Government consumption	5.54 (21.17)	6.20 (18.93)	8.18 (12.20)	8.82 (10.02)	8.65 (10.59)	8.65 (10.60)	8.79 (10.10)
B. Transfers and subsidies	9.01 (4.15)		9.48 (2.41)	9.35 (2.89)	9.66 (1.75)	9.63 (1.84)	9.63 (1.84)
C. Government enterprises and investment	2.00 (46.80)	2.00 (42.20)	6.00 (25.30)	4.00 (32.96)	7.00 (20.50)	4.00 (33.00)	4.00 (35.70)
D. Top marginal tax rate	5.00	4.00	10.00	10.00	2.50	2.50	2.00
(i) Top marginal income tax rate	5.00 (45)	4.00 (45)	10.00 (10)	10.00 (10)	3.00 (47)	3.00 (47)	3.00 (47)
(ii) Top marginal income and payroll tax rate					2.00 (52)	2.00 (55)	1.00 (58)
Area 2. Legal System and Property Rights		4.80	3.76	3.11	2.95	3.83	4.29
A. Judicial independence					1.33	2.40	3.71
B. Impartial courts			4.60	3.00	2.87	3.84	4.42
C. Protection of property rights					3.54	4.03	4.22
D. Military interference in rule of law and politics			1.67	1.67	2.50	3.30	3.30
E. Integrity of the legal system			5.00	4.17	4.17	4.17	4.17
F. Legal enforcement of contracts				2.47	2.47	3.52	3.97
G. Regulatory costs of the sale of real property				4.23	4.26	5.66	6.28
H. Reliability of police					2.35	3.85	4.66
I. Business costs of crime					3.09	3.73	3.91
Area 3. Sound Money	5.00	6.90	6.69	6.73	6.56	6.69	6.86
A. Money growth	8.66 (6.69)	9.18 (-4.12)	9.79 (1.06)	8.49 (7.54)	7.81 (10.93)	8.32 (8.39)	8.62 (6.88)
B. Standard deviation of inflation	6.18 (9.55)	9.34 (1.64)	7.48 (6.29)	9.21 (1.98)	8.75 (3.12)	8.72 (3.21)	9.31 (1.72)
C. Inflation: most recent year	5.17 (24.14)	9.10 (-4.52)	9.51 (2.46)	9.22 (3.89)	9.66 (1.68)	9.74 (1.31)	9.49 (2.57)
D. Freedom to own foreign currency bank accounts	0.00	0.00	0.00	0.00	0.00	0.00	0.00
Area 4. Freedom to Trade Internationally	4.19	4.09	5.26	5.90	6.35	6.36	6.33
A. Tariffs	2.98	3.07	5.77	6.51	6.60	6.67	6.67
(i) Revenue from trade taxes (% of trade sector)	1.47 (12.80)	2.73 (10.90)	3.99 (9.02)	4.80 (7.80)	4.88 (7.68)	5.10 (7.35)	5.10 (7.35)
(ii) Mean tariff rate	4.50 (27.50)	3.40 (33.00)	3.99 (9.02)	7.48 (12.60)	7.62 (11.90)	7.62 (11.90)	7.62 (11.90)
(iii) Standard deviation of tariff rates			5.72 (10.70)	7.26 (6.84)	7.29 (6.78)	7.29 (6.78)	7.29 (6.78)
B. Regulatory trade barriers				5.55	5.49	5.42	5.72
(i) Non-tariff trade barriers					5.15	4.90	5.37
(ii) Compliance costs of importing and exporting				5.55	5.82	5.95	6.07
C. Black-market exchange rates	9.60	9.20	10.00	10.00	10.00	10.00	10.00
D. Controls of the movement of capital and people	0.00	0.00	0.00	1.53	3.34	3.35	2.95
(i) Foreign ownership / investment restrictions					6.91	6.97	6.23
(ii) Capital controls	0.00	0.00	0.00	0.77	0.77	0.77	0.77
(iii) Freedom of foreigners to visit				2.30	2.32	2.32	1.84
Area 5. Regulation	6.21	5.51	5.84	6.09	6.61	6.42	6.55
A. Credit Market regulations	6.56	6.39	7.26	7.69	8.81	7.55	8.23
(i) Ownership of banks	2.00	2.00	8.00	8.00	8.00	8.00	8.00
(ii) Private sector credit	9.67	9.17	7.78	9.06	9.61	7.11	8.46
(iii) Interest rate controls (negative real interest rates)	8.00	8.00	6.00	6.00			
B. Labor Market regulations				4.61	5.78	5.70	5.13
(i) Hiring regulations and minimum wage				6.70	6.67	6.67	4.43
(ii) Hiring and firing regulations					5.99	5.92	5.59
(iii) Centralized collective bargaining					7.44	7.03	6.20
(iv) Hours regulations				5.30	6.00	6.00	6.00
(v) Mandated cost of worker dismissal				5.46	7.57	7.57	7.57
(vi) Conscription	10.00	5.00	5.00	1.00	1.00	1.00	1.00
C. Business regulations				5.97	5.26	6.00	6.30
(i) Administrative requirements					3.53	4.61	4.39
(ii) Bureaucracy costs					7.03	7.03	7.03
(iii) Starting a business				6.41	6.93	8.74	9.55
(iv) Extra payments / bribes / favoritism					2.45	3.89	4.63
(v) Licensing restrictions				4.54	4.63	4.76	5.26
(vi) Cost of tax compliance				6.97	6.97	6.97	6.97

Croatia

	1980	1990	2000	2005	2010	2012	2013
	Rating (Rank)	Rating (Rank)	Rating (Rank)	Rating (Rank)	Rating (Rank)	Rating (Rank)	Rating (Rank)
Summary Ratings (Rank)			6.36 (73)	6.49 (85)	6.68 (90)	6.94 (78)	6.91 (84)
	Rating (Data)	Rating (Data)	Rating (Data)	Rating (Data)	Rating (Data)	Rating (Data)	Rating (Data)
Area 1. Size of Government			4.03	4.55	4.65	4.84	4.83
A. Government consumption			2.45 (31.66)	4.86 (23.49)	4.32 (25.30)	4.50 (24.70)	4.47 (24.80)
B. Transfers and subsidies			4.65 (20.13)	4.35 (21.23)	4.79 (19.63)	4.86 (19.37)	4.86 (19.37)
C. Government enterprises and investment			7.00 (22.99)	8.00 (18.43)	8.00 (15.40)	8.00 (18.00)	8.00 (17.20)
D. Top marginal tax rate			2.00	1.00	1.50	2.00	2.00
(i) Top marginal income tax rate			4.00 (35-53)	2.00 (45-63)	3.00 (44-51)	4.00 (40-47)	4.00 (40-47)
(ii) Top marginal income and payroll tax rate			0.00 (55.9-68)	0.00 (62-75)	0.00 (62-67)	0.00 (58-63)	0.00 (58-63)
Area 2. Legal System and Property Rights			7.58	5.34	5.76	5.68	5.71
A. Judicial independence				3.69	3.42	3.28	3.59
B. Impartial courts			6.07	4.04	2.81	2.50	2.18
C. Protection of property rights				4.98	4.88	4.65	4.65
D. Military interference in rule of law and politics			8.33	8.33	8.33	8.33	8.33
E. Integrity of the legal system			8.33	8.33	7.50	7.50	7.50
F. Legal enforcement of contracts				5.40	5.40	5.32	5.32
G. Regulatory costs of the sale of real property				3.36	6.39	6.42	7.00
H. Reliability of police				4.53	6.16	5.95	5.74
I. Business costs of crime				5.43	6.97	7.18	7.05
Area 3. Sound Money	2.50	7.88	8.20	8.42	8.42	9.56	9.26
A. Money growth			8.28 (8.60)	8.62 (6.89)	9.64 (-1.78)	9.75 (-1.27)	7.90 (10.51)
B. Standard deviation of inflation			9.15 (2.11)	9.87 (0.34)	9.23 (1.92)	9.17 (2.07)	9.60 (1.00)
C. Inflation: most recent year	0.00 (500.00)		9.07 (4.63)	9.33 (3.34)	9.79 (1.05)	9.32 (3.42)	9.56 (2.21)
D. Freedom to own foreign currency bank accounts	5.00	5.00	5.00	5.00	5.00	10.00	10.00
Area 4. Freedom to Trade Internationally			6.16	7.50	7.63	7.65	7.51
A. Tariffs			8.47	8.82	8.73	8.71	8.23
(i) Revenue from trade taxes (% of trade sector)			8.29 (2.57)	9.56 (0.66)	9.52 (0.72)	9.59 (0.62)	9.59 (0.62)
(ii) Mean tariff rate			8.29 (2.57)	9.52 (2.40)	9.04 (4.80)	9.00 (5.00)	8.90 (5.50)
(iii) Standard deviation of tariff rates				7.37 (6.57)	7.64 (5.90)	7.54 (6.15)	6.22 (9.46)
B. Regulatory trade barriers				6.43	6.56	6.71	6.98
(i) Non-tariff trade barriers				6.00	5.63	5.70	6.02
(ii) Compliance costs of importing and exporting				6.86	7.49	7.72	7.95
C. Black-market exchange rates	0.00	10.00	10.00	10.00	10.00	10.00	10.00
D. Controls of the movement of capital and people	0.00	0.00	4.77	5.23	5.19	4.83	4.83
(i) Foreign ownership / investment restrictions			6.17	4.44	4.31	4.08	4.08
(ii) Capital controls	0.00	0.00	1.54	4.62	4.62	4.62	4.62
(iii) Freedom of foreigners to visit			6.60	6.64	6.64	6.64	5.79
Area 5. Regulation			6.16	6.86	6.95	6.98	7.22
A. Credit Market regulations	0.00	8.76	9.32	8.95	9.42	9.06	9.06
(i) Ownership of banks	0.00	10.00	10.00	10.00	10.00	10.00	10.00
(ii) Private sector credit		7.28	8.97	7.85	8.25	7.17	7.17
(iii) Interest rate controls (negative real interest rates)		9.00	9.00	9.00	10.00	10.00	10.00
B. Labor Market regulations				5.58	6.39	6.04	6.61
(i) Hiring regulations and minimum wage				3.90	2.23	2.23	5.57
(ii) Hiring and firing regulations				5.13	3.66	3.34	3.17
(iii) Centralized collective bargaining				7.07	6.92	7.18	7.45
(iv) Hours regulations				6.00	8.00	6.00	6.00
(v) Mandated cost of worker dismissal				6.38	7.51	7.51	7.51
(vi) Conscription		3.00	5.00	10.00	10.00	10.00	10.00
C. Business regulations				5.66	5.51	5.49	6.00
(i) Administrative requirements				3.22	2.05	2.13	1.96
(ii) Bureaucracy costs				5.70	4.56	4.56	4.56
(iii) Starting a business				9.01	9.64	9.65	9.40
(iv) Extra payments / bribes / favoritism				5.73	4.33	4.20	4.56
(v) Licensing restrictions				2.51	4.68	4.58	7.83
(vi) Cost of tax compliance				7.80	7.80	7.80	7.67

Cyprus

	1980	1990	2000	2005	2010	2012	2013
	Rating (Rank)	Rating (Rank)	Rating (Rank)	Rating (Rank)	Rating (Rank)	Rating (Rank)	Rating (Rank)
Summary Ratings (Rank)	5.56 (46)	5.94 (44)	6.58 (63)	7.64 (21)	7.69 (17)	7.47 (31)	7.03 (75)
	Rating (Data)	Rating (Data)	Rating (Data)	Rating (Data)	Rating (Data)	Rating (Data)	Rating (Data)
Area 1. Size of Government	6.03	5.39	6.19	7.45	7.20	6.92	6.97
A. Government consumption	6.77 (16.97)	5.17 (22.43)	6.02 (19.53)	5.32 (21.92)	5.18 (22.39)	5.33 (21.87)	5.53 (21.20)
B. Transfers and subsidies	8.34 (6.60)	7.87 (8.30)	6.73 (12.51)	6.47 (13.47)	6.13 (14.71)	5.86 (15.70)	5.86 (15.70)
C. Government enterprises and investment	8.00 (18.10)	8.00 (17.40)	8.00 (17.40)	10.00 (3.07)	10.00 (3.07)	10.00 (3.07)	10.00
D. Top marginal tax rate	1.00	0.50	4.00	8.00	7.50	6.50	6.50
(i) Top marginal income tax rate	1.00 (60)	1.00 (60)	5.00 (40)	8.00 (30)	8.00 (30)	7.00 (35)	7.00 (35)
(ii) Top marginal income and payroll tax rate		0.00 (62)	3.00 (48)	8.00 (30)	7.00 (35)	6.00 (37)	6.00 (37)
Area 2. Legal System and Property Rights		6.67	7.98	7.43	6.88	6.45	6.39
A. Judicial independence				6.99	7.15	5.79	5.77
B. Impartial courts			7.27	6.77	6.07	5.47	5.07
C. Protection of property rights				7.53	7.36	6.24	5.55
D. Military interference in rule of law and politics			8.33	8.33	8.33	8.33	8.33
E. Integrity of the legal system			8.33	8.33	8.33	8.33	8.33
F. Legal enforcement of contracts					4.00	4.00	4.00
G. Regulatory costs of the sale of real property					5.82	6.09	6.43
H. Reliability of police				6.57	7.08	6.30	6.20
I. Business costs of crime				7.47	7.81	7.48	7.79
Area 3. Sound Money	5.69	7.03	6.88	9.35	9.44	9.52	7.28
A. Money growth	6.40 (18.00)	9.45 (2.75)	8.65 (6.77)	8.48 (7.62)	9.03 (4.84)	9.35 (3.23)	9.82 (-0.90)
B. Standard deviation of inflation	9.06 (2.36)	9.71 (0.72)	9.70 (0.75)	9.42 (1.45)	9.19 (2.03)	9.20 (2.00)	9.38 (1.55)
C. Inflation: most recent year	7.30 (13.50)	8.95 (5.27)	9.17 (4.14)	9.49 (2.56)	9.52 (2.38)	9.52 (2.39)	9.92 (-0.40)
D. Freedom to own foreign currency bank accounts	0.00	0.00	0.00	10.00	10.00	10.00	0.00
Area 4. Freedom to Trade Internationally	5.39	4.82	6.00	8.04	8.16	7.64	7.54
A. Tariffs	6.96	5.47	7.99	8.39	8.34	8.21	8.25
(i) Revenue from trade taxes (% of trade sector)	7.33 (4.00)	7.20 (4.20)	9.27 (1.10)	9.59 (0.62)	9.63 (0.55)	9.63 (0.55)	9.64 (0.54)
(ii) Mean tariff rate	6.58 (17.10)	6.70 (16.50)	9.27 (1.10)	9.46 (2.70)	8.98 (5.10)	8.90 (5.50)	8.90 (5.50)
(iii) Standard deviation of tariff rates		2.52 (18.70)		6.13 (9.67)	6.41 (8.98)	6.11 (9.74)	6.22 (9.46)
B. Regulatory trade barriers				7.10	8.00	7.91	7.99
(i) Non-tariff trade barriers				7.10	6.73	6.56	6.72
(ii) Compliance costs of importing and exporting					9.27	9.27	9.27
C. Black-market exchange rates	9.20	9.00	10.00	10.00	10.00	10.00	10.00
D. Controls of the movement of capital and people	0.00	0.00	0.00	6.67	6.31	4.45	3.91
(i) Foreign ownership / investment restrictions				6.68	6.37	6.17	5.87
(ii) Capital controls	0.00	0.00	0.00	6.92	6.15	0.77	0.00
(iii) Freedom of foreigners to visit				6.40	6.42	6.42	5.87
Area 5. Regulation	5.15	5.81	5.84	5.93	6.74	6.80	6.98
A. Credit Market regulations	7.09	8.83	8.91	9.41	7.76	7.84	8.44
(i) Ownership of banks	8.00	8.00	8.00	10.00	10.00	10.00	10.00
(ii) Private sector credit	9.28	8.50	8.72	8.23	3.28	3.51	5.32
(iii) Interest rate controls (negative real interest rates)	4.00	10.00	10.00	10.00	10.00	10.00	10.00
B. Labor Market regulations				2.87	6.17	6.22	6.13
(i) Hiring regulations and minimum wage					6.67	6.67	5.57
(ii) Hiring and firing regulations				3.59	4.78	5.08	5.35
(iii) Centralized collective bargaining				5.02	5.59	5.58	5.87
(iv) Hours regulations					10.00	10.00	10.00
(v) Mandated cost of worker dismissal					10.00	10.00	10.00
(vi) Conscription	0.00	0.00	0.00	0.00	0.00	0.00	0.00
C. Business regulations				5.50	6.29	6.34	6.36
(i) Administrative requirements				4.24	4.88	5.21	5.18
(ii) Bureaucracy costs				5.12	3.71	3.71	3.71
(iii) Starting a business					9.61	9.61	9.61
(iv) Extra payments / bribes / favoritism				7.14	6.29	6.27	6.29
(v) Licensing restrictions					4.91	4.90	5.00
(vi) Cost of tax compliance					8.33	8.35	8.36

Czech Republic

	1980	1990	2000	2005	2010	2012	2013
	Rating (Rank)	Rating (Rank)	Rating (Rank)	Rating (Rank)	Rating (Rank)	Rating (Rank)	Rating (Rank)
Summary Ratings (Rank)			6.54 (67)	7.00 (64)	7.19 (59)	7.38 (39)	7.33 (42)
	Rating (Data)	Rating (Data)	Rating (Data)	Rating (Data)	Rating (Data)	Rating (Data)	Rating (Data)
Area 1. Size of Government			3.13	4.45	5.21	5.74	5.78
A. Government consumption			3.02 (29.73)	2.64 (31.03)	2.93 (30.04)	3.26 (28.90)	3.41 (28.40)
B. Transfers and subsidies		0.00 (37.20)	2.35 (28.56)	3.17 (25.58)	2.91 (26.52)	2.69 (27.32)	2.69 (27.32)
C. Government enterprises and investment			10.00 (13.64)	8.00 (17.46)	8.00 (17.56)	10.00 (14.81)	10.00 (13.82)
D. Top marginal tax rate			4.00	4.00	7.00	7.00	7.00
(i) Top marginal income tax rate			7.00 (32)	7.00 (32)	10.00 (15)	10.00 (15)	9.00 (22)
(ii) Top marginal income and payroll tax rate			1.00 (56)	1.00 (58)	4.00 (45)	4.00 (45)	5.00 (45)
Area 2. Legal System and Property Rights		7.25	6.89	6.04	6.16	6.06	6.11
A. Judicial independence			6.01	4.73	4.51	4.65	4.78
B. Impartial courts			4.51	4.12	3.16	3.13	3.31
C. Protection of property rights			5.58	6.00	5.14	4.81	5.01
D. Military interference in rule of law and politics			10.00	10.00	10.00	10.00	10.00
E. Integrity of the legal system			8.33	8.33	8.33	8.33	8.33
F. Legal enforcement of contracts				3.54	3.85	3.85	3.85
G. Regulatory costs of the sale of real property				6.69	8.54	8.23	8.23
H. Reliability of police				4.67	4.38	4.82	5.11
I. Business costs of crime				6.30	7.50	6.68	6.39
Area 3. Sound Money			8.13	9.05	9.45	9.44	9.49
A. Money growth			9.87 (0.65)	7.45 (12.76)	8.80 (6.00)	9.10 (4.48)	8.93 (5.37)
B. Standard deviation of inflation			8.43 (3.93)	9.11 (2.23)	9.28 (1.80)	9.32 (1.71)	9.33 (1.68)
C. Inflation: most recent year			9.22 (3.90)	9.63 (1.85)	9.72 (1.41)	9.34 (3.30)	9.71 (1.43)
D. Freedom to own foreign currency bank accounts			5.00	10.00	10.00	10.00	10.00
Area 4. Freedom to Trade Internationally			8.28	8.02	7.79	7.92	7.55
A. Tariffs			8.22	8.39	8.34	8.21	8.25
(i) Revenue from trade taxes (% of trade sector)			9.68 (0.48)	9.59 (0.62)	9.63 (0.55)	9.63 (0.55)	9.64 (0.54)
(ii) Mean tariff rate			9.68 (0.48)	9.46 (2.70)	8.98 (5.10)	8.90 (5.50)	8.90 (5.50)
(iii) Standard deviation of tariff rates			6.28 (9.30)	6.13 (9.67)	6.41 (8.98)	6.11 (9.74)	6.22 (9.46)
B. Regulatory trade barriers			7.88	7.48	7.39	6.62	6.63
(i) Non-tariff trade barriers			7.27	7.27	7.29	5.56	5.59
(ii) Compliance costs of importing and exporting			8.50	7.70	7.49	7.68	7.68
C. Black-market exchange rates			10.00	10.00	10.00	10.00	10.00
D. Controls of the movement of capital and people	0.00	0.00	7.03	6.22	5.43	6.86	5.33
(i) Foreign ownership / investment restrictions			7.92	8.42	6.80	7.24	7.04
(ii) Capital controls	0.00	0.00	6.15	3.85	3.08	6.92	3.08
(iii) Freedom of foreigners to visit				6.40	6.42	6.42	5.87
Area 5. Regulation		3.42	6.25	7.42	7.35	7.76	7.72
A. Credit Market regulations	0.00	0.00	6.94	9.58	9.32	9.68	9.55
(i) Ownership of banks	0.00	0.00	2.00	10.00	10.00	10.00	10.00
(ii) Private sector credit			8.83	8.75	7.97	9.05	8.65
(iii) Interest rate controls (negative real interest rates)			10.00	10.00	10.00	10.00	10.00
B. Labor Market regulations			5.22	7.61	7.50	8.08	8.13
(i) Hiring regulations and minimum wage			5.09	6.70	6.67	10.00	10.00
(ii) Hiring and firing regulations		5.62	5.30	3.26	3.59	3.79	3.71
(iii) Centralized collective bargaining			7.70	7.75	6.97	6.96	7.29
(iv) Hours regulations			5.01	10.00	10.00	10.00	10.00
(v) Mandated cost of worker dismissal				7.96	7.76	7.76	7.76
(vi) Conscription	0.00	0.00	3.00	10.00	10.00	10.00	10.00
C. Business regulations			6.59	5.07	5.22	5.50	5.49
(i) Administrative requirements			7.80	2.22	2.70	2.72	2.59
(ii) Bureaucracy costs			8.10	5.51	2.58	2.58	2.58
(iii) Starting a business			5.53	9.02	9.17	9.19	9.31
(iv) Extra payments / bribes / favoritism			4.92	6.56	4.16	4.19	4.48
(v) Licensing restrictions				7.13	8.94	8.94	8.59
(vi) Cost of tax compliance				0.00	3.76	5.37	5.37

Denmark

	1980	1990	2000	2005	2010	2012	2013
	Rating (Rank)	Rating (Rank)	Rating (Rank)	Rating (Rank)	Rating (Rank)	Rating (Rank)	Rating (Rank)
Summary Ratings (Rank)	6.24 (25)	7.16 (16)	7.92 (13)	7.89 (12)	7.70 (16)	7.50 (29)	7.58 (22)
	Rating (Data)	Rating (Data)	Rating (Data)	Rating (Data)	Rating (Data)	Rating (Data)	Rating (Data)
Area 1. Size of Government	3.06	3.17	3.48	3.81	3.73	3.79	3.79
A. Government consumption	1.76 (34.01)	1.69 (34.25)	1.74 (34.08)	1.55 (34.74)	1.03 (36.50)	1.32 (35.50)	1.35 (35.40)
B. Transfers and subsidies	4.47 (20.80)	3.98 (22.60)	3.67 (23.72)	3.18 (25.54)	3.39 (24.76)	4.32 (21.34)	4.32 (21.34)
C. Government enterprises and investment	6.00 (25.00)	7.00 (20.30)	10.00 (12.89)	10.00 (12.93)	8.00 (18.14)	7.00 (21.07)	7.00 (20.38)
D. Top marginal tax rate	0.00	0.00	1.50	0.50	2.50	2.50	2.50
(i) Top marginal income tax rate	0.00 (66)	0.00 (68)	2.00 (59)	1.00 (59)	3.00 (52)	3.00 (52)	3.00 (52)
(ii) Top marginal income and payroll tax rate		0.00 (69)	1.00 (63)	0.00 (63)	2.00 (56)	2.00 (56)	2.00 (56)
Area 2. Legal System and Property Rights	7.18	8.35	9.54	8.99	8.67	7.98	8.09
A. Judicial independence			9.35	8.78	9.26	8.60	9.19
B. Impartial courts			9.52	9.25	7.24	5.72	5.57
C. Protection of property rights			8.82	9.34	8.42	7.40	7.83
D. Military interference in rule of law and politics			10.00	10.00	10.00	10.00	10.00
E. Integrity of the legal system			10.00	10.00	10.00	10.00	10.00
F. Legal enforcement of contracts				6.19	5.96	5.96	5.96
G. Regulatory costs of the sale of real property				9.01	9.50	9.73	9.73
H. Reliability of police				9.17	8.89	8.49	8.40
I. Business costs of crime				9.17	8.73	5.94	6.12
Area 3. Sound Money	6.68	9.46	9.71	9.49	9.60	9.61	9.77
A. Money growth	8.70 (6.51)	8.80 (6.01)	9.75 (1.27)	8.56 (7.20)	9.48 (2.58)	9.63 (1.87)	9.78 (1.09)
B. Standard deviation of inflation	9.67 (0.82)	9.72 (0.71)	9.69 (0.76)	9.77 (0.58)	9.36 (1.60)	9.29 (1.77)	9.44 (1.39)
C. Inflation: most recent year	8.35 (8.23)	9.32 (3.40)	9.42 (2.92)	9.64 (1.81)	9.54 (2.30)	9.52 (2.41)	9.84 (0.78)
D. Freedom to own foreign currency bank accounts	0.00	10.00	10.00	10.00	10.00	10.00	10.00
Area 4. Freedom to Trade Internationally	7.85	7.83	9.40	8.54	8.38	8.20	8.16
A. Tariffs	8.95	8.48	9.18	8.39	8.34	8.21	8.25
(i) Revenue from trade taxes (% of trade sector)	9.67 (0.50)	9.80 (0.30)	9.78 (0.33)	9.59 (0.62)	9.63 (0.55)	9.63 (0.55)	9.64 (0.54)
(ii) Mean tariff rate	8.24 (8.80)	8.52 (7.40)	9.78 (0.33)	9.46 (2.70)	8.98 (5.10)	8.90 (5.50)	8.90 (5.50)
(iii) Standard deviation of tariff rates		7.12 (7.20)	8.24 (4.40)	6.13 (9.67)	6.41 (8.98)	6.11 (9.74)	6.22 (9.46)
B. Regulatory trade barriers			9.43	8.39	8.24	7.74	7.63
(i) Non-tariff trade barriers			9.04	7.35	7.05	6.13	5.90
(ii) Compliance costs of importing and exporting			9.83	9.43	9.43	9.35	9.35
C. Black-market exchange rates	9.60	10.00	10.00	10.00	10.00	10.00	10.00
D. Controls of the movement of capital and people	5.00	5.00	8.97	7.36	6.94	6.84	6.76
(i) Foreign ownership / investment restrictions			9.48	8.08	6.79	6.48	6.72
(ii) Capital controls	5.00	5.00	8.46	7.69	7.69	7.69	7.69
(iii) Freedom of foreigners to visit				6.30	6.34	6.34	5.87
Area 5. Regulation	6.44	7.00	7.46	8.60	8.15	7.92	8.11
A. Credit Market regulations	9.41	9.34	10.00	10.00	9.66	9.50	9.95
(i) Ownership of banks	10.00	10.00	10.00	10.00	10.00	10.00	10.00
(ii) Private sector credit	8.24	8.03	10.00	10.00	8.98	8.49	9.84
(iii) Interest rate controls (negative real interest rates)	10.00	10.00	10.00	10.00	10.00	10.00	10.00
B. Labor Market regulations	3.46	4.66	4.62	7.43	7.46	7.35	7.34
(i) Hiring regulations and minimum wage			4.76	10.00	10.00	10.00	10.00
(ii) Hiring and firing regulations		8.10	6.47	7.39	8.51	6.75	7.13
(iii) Centralized collective bargaining	5.18	5.18	4.85	6.18	5.28	6.37	5.91
(iv) Hours regulations	2.20	2.37	4.01	8.00	8.00	8.00	8.00
(v) Mandated cost of worker dismissal				10.00	10.00	10.00	10.00
(vi) Conscription	3.00	3.00	3.00	3.00	3.00	3.00	3.00
C. Business regulations			7.76	8.38	7.33	6.91	7.05
(i) Administrative requirements			7.05	4.56	5.03	3.60	4.00
(ii) Bureaucracy costs			8.23	8.44	1.86	1.86	1.86
(iii) Starting a business			6.45	9.66	9.73	9.74	9.77
(iv) Extra payments / bribes / favoritism			9.29	9.49	9.15	8.07	8.28
(v) Licensing restrictions				9.67	9.72	9.67	9.87
(vi) Cost of tax compliance				8.49	8.49	8.54	8.54

Dominican Republic

	1980	1990	2000	2005	2010	2012	2013
	Rating (Rank)	Rating (Rank)	Rating (Rank)	Rating (Rank)	Rating (Rank)	Rating (Rank)	Rating (Rank)
Summary Ratings (Rank)	5.66 (39)	4.48 (95)	6.76 (54)	6.52 (83)	7.17 (60)	7.05 (70)	7.23 (57)
	Rating (Data)	Rating (Data)	Rating (Data)	Rating (Data)	Rating (Data)	Rating (Data)	Rating (Data)
Area 1. Size of Government	5.71	6.68	8.88	8.43	7.93	7.89	7.91
A. Government consumption	9.12 (8.98)	10.00 (6.00)	9.03 (9.29)	9.57 (7.48)	8.35 (11.60)	8.12 (12.40)	8.21 (12.10)
B. Transfers and subsidies	9.70 (1.60)	9.73 (1.50)	9.49 (2.36)	9.17 (3.54)	9.38 (2.76)	9.43 (2.59)	9.43 (2.59)
C. Government enterprises and investment	4.00 (31.60)	7.00 (23.70)	8.00 (18.00)	7.00 (24.30)	6.00 (25.10)	6.00 (25.10)	6.00
D. Top marginal tax rate	0.00	0.00	9.00	8.00	8.00	8.00	8.00
(i) Top marginal income tax rate	0.00 (73)	0.00 (73)	9.00 (25)	9.00 (25)	9.00 (25)	9.00 (25)	9.00 (25)
(ii) Top marginal income and payroll tax rate		0.00 (73)	9.00 (25)	7.00 (32)	7.00 (33)	7.00 (33)	7.00 (33)
Area 2. Legal System and Property Rights	5.78	5.30	4.62	4.36	4.22	4.21	4.36
A. Judicial independence				4.17	2.82	2.30	2.48
B. Impartial courts			5.57	3.75	3.41	3.64	4.06
C. Protection of property rights			2.90	5.27	4.79	4.71	4.71
D. Military interference in rule of law and politics			5.00	5.00	5.00	5.00	5.00
E. Integrity of the legal system			5.00	3.33	4.17	4.17	4.17
F. Legal enforcement of contracts				4.51	4.51	4.51	4.51
G. Regulatory costs of the sale of real property				6.30	7.65	7.65	7.82
H. Reliability of police				3.43	1.62	2.22	2.60
I. Business costs of crime				3.50	4.05	3.70	3.87
Area 3. Sound Money	7.34	2.05	6.82	5.87	9.24	9.42	9.50
A. Money growth	8.96 (5.18)	4.70 (26.49)	9.39 (3.06)	7.40 (13.00)	9.26 (3.72)	9.42 (2.89)	9.59 (2.05)
B. Standard deviation of inflation	8.14 (4.64)	3.48 (16.30)	9.42 (1.45)	1.91 (20.22)	8.97 (2.58)	8.99 (2.52)	9.37 (1.58)
C. Inflation: most recent year	7.26 (13.70)	0.00 (51.05)	8.46 (7.72)	9.16 (4.19)	8.73 (6.33)	9.26 (3.69)	9.03 (4.83)
D. Freedom to own foreign currency bank accounts	5.00	0.00	0.00	5.00	10.00	10.00	10.00
Area 4. Freedom to Trade Internationally	2.69	2.37	6.41	7.26	7.72	7.62	7.72
A. Tariffs	3.47	5.11	5.78	7.03	7.86	7.93	7.93
(i) Revenue from trade taxes (% of trade sector)	3.47 (9.80)	5.83 (6.26)	5.23 (7.16)	6.03 (5.96)	8.57 (2.15)	8.80 (1.80)	8.80 (1.80)
(ii) Mean tariff rate		4.40 (28.00)	5.23 (7.16)	8.20 (9.00)	8.58 (7.10)	8.54 (7.30)	8.54 (7.30)
(iii) Standard deviation of tariff rates			6.00 (10.00)	6.87 (7.82)	6.45 (8.88)	6.44 (8.91)	6.44 (8.91)
B. Regulatory trade barriers			3.33	6.04	6.83	6.68	7.02
(i) Non-tariff trade barriers			3.33	4.40	4.79	4.50	5.16
(ii) Compliance costs of importing and exporting				7.68	8.87	8.87	8.87
C. Black-market exchange rates	2.60	0.00	10.00	10.00	10.00	10.00	10.00
D. Controls of the movement of capital and people	2.00	2.00	6.52	5.95	6.17	5.85	5.95
(i) Foreign ownership / investment restrictions			8.42	7.70	6.81	6.25	6.22
(ii) Capital controls	2.00	2.00	4.62	3.85	5.38	5.00	3.85
(iii) Freedom of foreigners to visit				6.30	6.31	6.31	7.80
Area 5. Regulation	6.76	5.99	7.08	6.69	6.73	6.11	6.65
A. Credit Market regulations	7.79	5.99	9.39	7.88	7.84	5.79	7.30
(i) Ownership of banks	8.00	10.00	10.00	5.00	5.00	5.00	5.00
(ii) Private sector credit	7.58	7.97	9.17	9.63	8.53	2.38	6.90
(iii) Interest rate controls (negative real interest rates)		0.00	9.00	9.00	10.00	10.00	10.00
B. Labor Market regulations			5.92	6.47	6.40	6.41	6.40
(i) Hiring regulations and minimum wage			2.93	4.40	5.57	5.57	5.57
(ii) Hiring and firing regulations			5.17	7.10	4.77	4.99	5.02
(iii) Centralized collective bargaining			5.58	7.50	7.26	7.13	7.04
(iv) Hours regulations				8.00	8.00	8.00	8.00
(v) Mandated cost of worker dismissal				1.84	2.78	2.78	2.78
(vi) Conscription	10.00	10.00	10.00	10.00	10.00	10.00	10.00
C. Business regulations			5.94	5.71	5.94	6.14	6.24
(i) Administrative requirements			7.37	3.55	3.12	4.19	3.99
(ii) Bureaucracy costs			5.18	4.44	6.56	6.56	6.56
(iii) Starting a business			5.48	7.38	9.02	9.08	9.06
(iv) Extra payments / bribes / favoritism			5.73	5.11	3.31	3.36	3.57
(v) Licensing restrictions				7.02	7.25	7.27	7.91
(vi) Cost of tax compliance				6.79	6.37	6.37	6.37

Ecuador

	1980	1990	2000	2005	2010	2012	2013
	Rating (Rank)	Rating (Rank)	Rating (Rank)	Rating (Rank)	Rating (Rank)	Rating (Rank)	Rating (Rank)
Summary Ratings (Rank)	5.77 (34)	5.53 (58)	5.78 (99)	5.98 (111)	5.83 (137)	6.01 (131)	5.99 (135)
	Rating (Data)	Rating (Data)	Rating (Data)	Rating (Data)	Rating (Data)	Rating (Data)	Rating (Data)
Area 1. Size of Government	5.45	8.25	8.93	8.03	5.63	5.39	5.18
A. Government consumption	6.01 (19.57)	8.48 (11.16)	7.86 (13.27)	7.53 (14.41)	7.42 (14.77)	6.47 (18.00)	6.15 (19.10)
B. Transfers and subsidies	8.80 (4.90)	9.51 (2.30)	9.86 (1.02)	9.59 (2.00)	9.59 (2.00)	9.59 (2.00)	9.59 (2.00)
C. Government enterprises and investment	2.00 (40.20)	7.00 (21.70)	10.00 (3.15)	7.00 (22.42)	0.00 (51.80)	0.00 (51.80)	0.00 (51.80)
D. Top marginal tax rate	5.00	8.00	8.00	8.00	5.50	5.50	5.00
(i) Top marginal income tax rate	5.00 (50)	9.00 (25)	9.00 (25)	9.00 (25)	7.00 (35)	7.00 (35)	7.00 (35)
(ii) Top marginal income and payroll tax rate		7.00 (32)	7.00 (32)	7.00 (35)	4.00 (47)	4.00 (47)	3.00 (47)
Area 2. Legal System and Property Rights	5.86	5.21	3.30	3.75	3.97	4.47	4.47
A. Judicial independence			2.67	1.90	2.17	3.60	3.60
B. Impartial courts			2.51	2.20	2.41	3.69	3.69
C. Protection of property rights			2.98	4.05	3.68	4.64	4.64
D. Military interference in rule of law and politics			3.33	2.50	2.50	2.50	2.50
E. Integrity of the legal system			5.00	4.38	4.17	4.17	4.17
F. Legal enforcement of contracts				4.38	4.38	4.38	4.38
G. Regulatory costs of the sale of real property				8.49	9.01	8.61	8.64
H. Reliability of police				3.07	3.57	4.41	4.41
I. Business costs of crime				2.76	3.84	4.22	4.22
Area 3. Sound Money	8.15	3.98	4.90	4.73	6.38	6.58	6.79
A. Money growth	8.13 (9.33)	2.62 (36.92)	4.25 (28.73)	2.73 (36.33)	7.48 (12.61)	8.67 (6.63)	8.42 (7.89)
B. Standard deviation of inflation	8.38 (4.06)	3.29 (16.77)	5.36 (11.61)	6.69 (8.29)	8.75 (3.13)	8.67 (3.31)	9.30 (1.74)
C. Inflation: most recent year	6.10 (19.51)	0.00 (54.01)	0.00 (96.09)	9.52 (2.41)	9.29 (3.56)	8.98 (5.10)	9.45 (2.74)
D. Freedom to own foreign currency bank accounts	10.00	10.00	10.00	0.00	0.00	0.00	0.00
Area 4. Freedom to Trade Internationally	4.87	5.10	7.39	7.42	6.87	7.14	7.09
A. Tariffs	5.20	3.30	7.14	7.14	6.37	6.60	6.60
(i) Revenue from trade taxes (% of trade sector)	5.20 (7.20)	7.33 (4.00)	6.53 (5.20)	6.53 (5.20)	6.53 (5.20)	6.53 (5.20)	6.53 (5.20)
(ii) Mean tariff rate		2.58 (37.10)	6.53 (5.20)	7.64 (11.80)	7.76 (11.20)	7.98 (10.10)	7.98 (10.10)
(iii) Standard deviation of tariff rates		0.00 (27.00)	7.48 (6.30)	7.24 (6.90)	4.80 (12.99)	5.27 (11.82)	5.27 (11.82)
B. Regulatory trade barriers			4.73	4.74	5.18	5.79	5.87
(i) Non-tariff trade barriers			3.13	3.91	3.43	4.66	4.66
(ii) Compliance costs of importing and exporting			6.33	5.57	6.93	6.93	7.07
C. Black-market exchange rates	7.40	10.00	10.00	10.00	10.00	10.00	10.00
D. Controls of the movement of capital and people	2.00	2.00	7.69	7.80	5.95	6.17	5.91
(i) Foreign ownership / investment restrictions			9.23	4.95	4.01	4.66	4.66
(ii) Capital controls	2.00	2.00	6.15	8.46	3.85	3.85	3.08
(iii) Freedom of foreigners to visit				10.00	10.00	10.00	10.00
Area 5. Regulation	4.52	5.12	4.35	5.99	6.30	6.47	6.42
A. Credit Market regulations	5.42	6.00	4.63	9.23	9.30	9.27	9.27
(i) Ownership of banks	5.00	8.00	2.00	8.00	8.00	8.00	8.00
(ii) Private sector credit	7.27	10.00	7.89	9.69	9.91	9.81	9.81
(iii) Interest rate controls (negative real interest rates)	4.00	0.00	4.00	10.00	10.00	10.00	10.00
B. Labor Market regulations			3.57	3.93	4.31	4.53	4.35
(i) Hiring regulations and minimum wage			3.49	5.60	5.57	5.57	4.43
(ii) Hiring and firing regulations			3.43	3.24	3.21	4.36	4.36
(iii) Centralized collective bargaining			4.25	5.74	5.47	5.64	5.64
(iv) Hours regulations			3.67	6.00	8.00	8.00	8.00
(v) Mandated cost of worker dismissal				0.00	0.65	0.65	0.65
(vi) Conscription	0.00	3.00	3.00	3.00	3.00	3.00	3.00
C. Business regulations			4.86	4.81	5.29	5.61	5.63
(i) Administrative requirements			5.33	2.41	3.23	4.20	4.20
(ii) Bureaucracy costs			5.25	3.28	5.66	5.66	5.66
(iii) Starting a business			3.97	7.53	7.89	7.95	7.96
(iv) Extra payments / bribes / favoritism			4.87	4.54	3.78	4.23	4.23
(v) Licensing restrictions				7.81	8.50	8.94	9.06
(vi) Cost of tax compliance				3.27	2.67	2.67	2.67

Egypt

	1980	1990	2000	2005	2010	2012	2013
	Rating (Rank)	Rating (Rank)	Rating (Rank)	Rating (Rank)	Rating (Rank)	Rating (Rank)	Rating (Rank)
Summary Ratings (Rank)	4.38 (79)	4.49 (94)	6.81 (51)	6.42 (92)	6.51 (102)	6.30 (120)	6.34 (118)
	Rating (Data)	Rating (Data)	Rating (Data)	Rating (Data)	Rating (Data)	Rating (Data)	Rating (Data)
Area 1. Size of Government	3.95	4.37	6.13	6.34	6.58	6.96	6.94
A. Government consumption	6.33 (18.47)	7.77 (13.60)	8.29 (11.80)	7.32 (15.11)	7.94 (13.00)	8.15 (12.30)	8.06 (12.60)
B. Transfers and subsidies	5.45 (17.20)	7.71 (8.90)	9.22 (3.38)	8.06 (7.62)	6.87 (11.97)	6.70 (12.62)	6.70 (12.62)
C. Government enterprises and investment	4.00 (39.70)	0.00 (54.50)	0.00 (52.10)	0.00 (51.90)	4.00 (34.52)	4.00 (30.72)	6.00 (29.00)
D. Top marginal tax rate	0.00	2.00	7.00	10.00	7.50	9.00	7.00
(i) Top marginal income tax rate	0.00 (80)	2.00 (65)	7.00 (34)	10.00 (20)	10.00 (20)	10.00 (25)	9.00 (25)
(ii) Top marginal income and payroll tax rate					5.00 (40)	8.00 (39)	5.00 (39)
Area 2. Legal System and Property Rights	2.76	3.50	5.87	5.47	5.24	4.04	4.23
A. Judicial independence			6.85	6.37	6.28	4.09	5.01
B. Impartial courts			5.68	5.09	4.24	3.67	3.74
C. Protection of property rights			5.17	6.22	5.21	4.53	4.26
D. Military interference in rule of law and politics			5.00	5.00	4.17	1.70	1.70
E. Integrity of the legal system			6.67	6.67	5.83	5.00	5.00
F. Legal enforcement of contracts				3.41	3.41	3.41	3.41
G. Regulatory costs of the sale of real property				4.25	8.38	8.58	8.58
H. Reliability of police				5.88	4.82	3.19	3.89
I. Business costs of crime				6.31	4.84	2.23	2.46
Area 3. Sound Money	7.70	8.16	9.53	8.85	8.81	9.22	8.92
A. Money growth	6.29 (18.55)	8.93 (5.33)	9.46 (2.69)	7.94 (10.31)	8.31 (8.47)	8.66 (6.70)	8.08 (9.59)
B. Standard deviation of inflation	8.12 (4.71)	7.38 (6.56)	9.20 (2.01)	8.42 (3.94)	9.19 (2.02)	9.64 (0.90)	9.49 (1.27)
C. Inflation: most recent year	6.39 (18.03)	6.31 (18.44)	9.46 (2.68)	9.03 (4.87)	7.75 (11.27)	8.58 (7.12)	8.10 (9.48)
D. Freedom to own foreign currency bank accounts	10.00	10.00	10.00	10.00	10.00	10.00	10.00
Area 4. Freedom to Trade Internationally	3.03	1.04	6.66	6.23	6.32	6.15	6.45
A. Tariffs	0.89	3.12	3.74	4.90	4.96	5.06	5.06
(i) Revenue from trade taxes (% of trade sector)	1.27 (13.10)	6.07 (5.90)	5.33 (7.00)	8.48 (2.28)	8.29 (2.57)	8.55 (2.17)	8.55 (2.17)
(ii) Mean tariff rate	0.52 (47.40)	3.30 (33.50)	5.33 (7.00)	6.22 (18.90)	6.60 (17.00)	6.64 (16.80)	6.64 (16.80)
(iii) Standard deviation of tariff rates		0.00 (425.80)	0.00 (39.50)	0.00 (141.08)	0.00 (149.47)	0.00 (142.63)	0.00 (142.80)
B. Regulatory trade barriers			5.58	5.74	6.75	6.30	6.55
(i) Non-tariff trade barriers			4.50	4.55	5.09	4.37	4.87
(ii) Compliance costs of importing and exporting			6.66	6.93	8.41	8.22	8.22
C. Black-market exchange rates	8.20	0.00	10.00	10.00	10.00	10.00	10.00
D. Controls of the movement of capital and people	0.00	0.00	7.31	4.30	3.56	3.25	4.21
(i) Foreign ownership / investment restrictions			9.23	5.94	5.29	4.36	4.07
(ii) Capital controls	0.00	0.00	5.38	6.15	4.62	4.62	4.62
(iii) Freedom of foreigners to visit				0.80	0.77	0.77	3.94
Area 5. Regulation	4.46	5.39	5.84	5.19	5.61	5.10	5.16
A. Credit Market regulations	3.93	6.79	8.04	6.35	5.88	4.28	4.00
(i) Ownership of banks	5.00	5.00	5.00	2.00	2.00	2.00	2.00
(ii) Private sector credit	2.80	9.37	9.11	7.05	5.65	1.84	0.00
(iii) Interest rate controls (negative real interest rates)	4.00	6.00	10.00	10.00	10.00	9.00	10.00
B. Labor Market regulations		3.98	4.01	4.98	5.01	4.94	5.03
(i) Hiring regulations and minimum wage			4.17	10.00	10.00	10.00	10.00
(ii) Hiring and firing regulations		4.02	3.05	3.44	4.47	3.80	4.81
(iii) Centralized collective bargaining	7.93	7.93	7.50	8.44	6.91	7.19	6.75
(iv) Hours regulations			5.34	8.00	8.00	8.00	8.00
(v) Mandated cost of worker dismissal				0.00	0.65	0.65	0.65
(vi) Conscription	0.00	0.00	0.00	0.00	0.00	0.00	0.00
C. Business regulations			5.47	4.23	5.93	6.08	6.43
(i) Administrative requirements			7.50	3.10	3.32	3.69	4.48
(ii) Bureaucracy costs			2.75	1.13	5.94	5.94	5.94
(iii) Starting a business			5.83	6.39	9.72	9.64	9.65
(iv) Extra payments / bribes / favoritism			5.80	6.39	4.36	3.83	4.94
(v) Licensing restrictions				5.08	7.08	7.80	8.00
(vi) Cost of tax compliance				3.32	5.15	5.61	5.61

El Salvador

	1980	1990	2000	2005	2010	2012	2013
	Rating (Rank)	Rating (Rank)	Rating (Rank)	Rating (Rank)	Rating (Rank)	Rating (Rank)	Rating (Rank)
Summary Ratings (Rank)	4.12 (83)	4.81 (87)	7.70 (17)	7.47 (34)	7.21 (56)	7.19 (60)	7.25 (55)
	Rating (Data)	Rating (Data)	Rating (Data)	Rating (Data)	Rating (Data)	Rating (Data)	Rating (Data)
Area 1. Size of Government	6.59	6.89	8.67	8.58	8.46	8.42	8.37
A. Government consumption	6.97 (16.30)	8.81 (10.03)	8.70 (10.42)	9.01 (9.38)	8.69 (10.46)	8.59 (10.80)	8.38 (11.50)
B. Transfers and subsidies	9.40 (2.70)	9.75 (1.40)	10.00 (0.32)	9.32 (3.00)	9.16 (3.58)	9.11 (3.78)	9.11 (3.78)
C. Government enterprises and investment	7.00 (20.20)	7.00 (20.00)	8.00 (19.89)	8.00 (15.40)	8.00 (18.20)	8.00 (17.70)	8.00 (17.20)
D. Top marginal tax rate	3.00	2.00	8.00	8.00	8.00	8.00	8.00
(i) Top marginal income tax rate	3.00 (60)	2.00 (60)	8.00 (30)	8.00 (30)	8.00 (30)	8.00 (30)	8.00 (30)
(ii) Top marginal income and payroll tax rate					8.00 (30)	8.00 (30)	8.00 (30)
Area 2. Legal System and Property Rights	2.54	1.95	4.51	4.40	3.84	4.02	4.40
A. Judicial independence			4.34	3.07	3.14	3.41	4.36
B. Impartial courts			4.18	3.37	3.14	3.15	4.04
C. Protection of property rights			4.05	5.78	4.60	4.23	4.34
D. Military interference in rule of law and politics			5.00	5.00	4.17	4.17	4.17
E. Integrity of the legal system			5.00	4.58	2.50	3.33	3.33
F. Legal enforcement of contracts				3.83	3.83	3.83	3.83
G. Regulatory costs of the sale of real property				8.19	8.20	8.17	8.17
H. Reliability of police				4.26	3.57	3.53	4.53
I. Business costs of crime				1.47	1.42	2.33	2.79
Area 3. Sound Money	5.63	5.25	9.42	9.63	9.25	9.31	9.52
A. Money growth	8.52 (7.40)	8.48 (7.60)	9.03 (-4.83)	9.98 (0.10)	8.39 (8.03)	8.85 (5.73)	9.31 (3.44)
B. Standard deviation of inflation	7.39 (6.53)	7.02 (7.45)	9.09 (2.29)	9.48 (1.29)	8.85 (2.87)	8.74 (3.14)	8.92 (2.69)
C. Inflation: most recent year	6.61 (16.95)	5.51 (22.47)	9.55 (2.27)	9.06 (4.69)	9.76 (1.18)	9.65 (1.73)	9.84 (0.79)
D. Freedom to own foreign currency bank accounts	0.00	0.00	10.00	10.00	10.00	10.00	10.00
Area 4. Freedom to Trade Internationally	1.71	4.57	8.51	7.64	7.45	7.17	7.45
A. Tariffs	3.13	6.52	8.02	8.29	8.17	8.19	8.20
(i) Revenue from trade taxes (% of trade sector)	5.87 (6.20)	7.27 (4.10)	8.99 (1.51)	9.01 (1.48)	9.00 (1.50)	9.20 (1.20)	9.20 (1.20)
(ii) Mean tariff rate	0.40 (48.00)	5.78 (21.10)	8.99 (1.51)	8.72 (6.40)	8.82 (5.90)	8.80 (6.00)	8.80 (6.00)
(iii) Standard deviation of tariff rates			6.56 (8.60)	7.14 (7.14)	6.70 (8.26)	6.57 (8.58)	6.59 (8.52)
B. Regulatory trade barriers			7.11	6.12	6.94	6.33	6.48
(i) Non-tariff trade barriers			5.72	5.80	5.51	4.20	4.52
(ii) Compliance costs of importing and exporting			8.50	6.45	8.37	8.45	8.45
C. Black-market exchange rates	0.00	5.20	10.00	10.00	10.00	10.00	10.00
D. Controls of the movement of capital and people	2.00	2.00	8.93	6.12	4.68	4.17	5.12
(i) Foreign ownership / investment restrictions			8.62	7.38	6.10	4.59	4.78
(ii) Capital controls	2.00	2.00	9.23	7.69	4.62	4.62	4.62
(iii) Freedom of foreigners to visit				3.30	3.32	3.32	5.95
Area 5. Regulation		5.38	7.40	7.12	7.06	7.00	6.50
A. Credit Market regulations	9.85	8.65	9.70	8.83	8.51	9.04	7.51
(i) Ownership of banks				10.00	8.00	8.00	8.00
(ii) Private sector credit	9.85	9.30	9.39	6.49	7.54	9.12	4.54
(iii) Interest rate controls (negative real interest rates)		8.00	10.00	10.00	10.00	10.00	10.00
B. Labor Market regulations			6.50	6.52	6.47	5.89	5.63
(i) Hiring regulations and minimum wage			3.12	6.70	6.67	6.67	5.57
(ii) Hiring and firing regulations			4.85	6.31	5.81	4.36	4.69
(iii) Centralized collective bargaining			7.73	8.08	7.75	5.71	4.91
(iv) Hours regulations			5.51	6.00	6.00	6.00	6.00
(v) Mandated cost of worker dismissal				2.03	2.60	2.60	2.60
(vi) Conscription	3.00	0.00	10.00	10.00	10.00	10.00	10.00
C. Business regulations			6.01	6.00	6.19	6.08	6.35
(i) Administrative requirements			7.27	3.76	3.93	4.04	4.24
(ii) Bureaucracy costs			5.40	2.98	5.45	5.45	5.45
(iii) Starting a business			5.78	7.98	8.97	8.98	8.99
(iv) Extra payments / bribes / favoritism			5.57	6.86	4.29	3.30	4.00
(v) Licensing restrictions				8.01	8.05	8.29	9.04
(vi) Cost of tax compliance				6.41	6.41	6.41	6.41

Estonia

	1980	1990	2000	2005	2010	2012	2013
	Rating (Rank)	Rating (Rank)	Rating (Rank)	Rating (Rank)	Rating (Rank)	Rating (Rank)	Rating (Rank)
Summary Ratings (Rank)			7.61 (21)	7.96 (11)	7.75 (13)	7.61 (20)	7.58 (22)
	Rating (Data)	Rating (Data)	Rating (Data)	Rating (Data)	Rating (Data)	Rating (Data)	Rating (Data)
Area 1. Size of Government			6.43	6.99	5.94	5.91	5.92
A. Government consumption		5.74 (20.48)	3.73 (27.33)	4.38 (25.12)	3.50 (28.09)	3.74 (27.30)	3.79 (27.10)
B. Transfers and subsidies			5.98 (15.25)	7.08 (11.23)	6.74 (12.45)	6.40 (13.71)	6.40 (13.71)
C. Government enterprises and investment			8.00 (16.48)	10.00 (14.05)	7.00 (22.80)	7.00 (23.37)	7.00 (20.05)
D. Top marginal tax rate			6.00	6.50	6.50	6.50	6.50
(i) Top marginal income tax rate			8.00 (26)	9.00 (24)	9.00 (21)	9.00 (21)	9.00 (21)
(ii) Top marginal income and payroll tax rate			4.00 (44)	4.00 (45)	4.00 (44)	4.00 (44)	4.00 (43)
Area 2. Legal System and Property Rights			6.73	7.24	7.29	7.24	7.26
A. Judicial independence				7.12	7.51	7.53	7.78
B. Impartial courts			6.94	6.84	5.52	5.42	5.51
C. Protection of property rights			5.00	7.68	7.17	6.89	6.97
D. Military interference in rule of law and politics			8.33	8.33	8.33	8.33	8.33
E. Integrity of the legal system			6.67	6.67	6.67	6.67	6.67
F. Legal enforcement of contracts				6.11	5.91	5.93	5.93
G. Regulatory costs of the sale of real property				8.81	9.53	9.50	9.54
H. Reliability of police				6.50	7.52	7.19	7.11
I. Business costs of crime				7.09	7.48	7.68	7.51
Area 3. Sound Money		4.48	8.67	9.43	9.43	8.84	8.74
A. Money growth			8.32 (8.39)	9.34 (3.30)	9.98 (-0.10)	7.22 (13.88)	6.32 (18.41)
B. Standard deviation of inflation		5.18 (12.06)	7.15 (7.13)	9.20 (1.99)	8.35 (4.12)	8.93 (2.67)	9.22 (1.96)
C. Inflation: most recent year		3.27 (33.65)	9.19 (4.03)	9.18 (4.09)	9.41 (2.97)	9.21 (3.93)	9.44 (2.79)
D. Freedom to own foreign currency bank accounts		5.00	10.00	10.00	10.00	10.00	10.00
Area 4. Freedom to Trade Internationally		3.26	9.04	8.46	8.41	8.24	8.10
A. Tariffs			9.77	9.99	8.39	8.34	8.21
(i) Revenue from trade taxes (% of trade sector)		9.77 (0.34)	9.99 (0.02)	9.59 (0.62)	9.63 (0.55)	9.63 (0.55)	9.64 (0.54)
(ii) Mean tariff rate			9.99 (0.02)	9.46 (2.70)	8.98 (5.10)	8.90 (5.50)	8.90 (5.50)
(iii) Standard deviation of tariff rates				6.13 (9.67)	6.41 (8.98)	6.11 (9.74)	6.22 (9.46)
B. Regulatory trade barriers			8.34	8.34	8.50	8.02	7.87
(i) Non-tariff trade barriers			8.34	7.24	7.56	6.69	6.38
(ii) Compliance costs of importing and exporting				9.43	9.43	9.35	9.35
C. Black-market exchange rates		0.00	10.00	10.00	10.00	10.00	10.00
D. Controls of the movement of capital and people		0.00	7.82	7.12	6.79	6.71	6.26
(i) Foreign ownership / investment restrictions			9.49	8.04	7.04	7.55	7.54
(ii) Capital controls		0.00	6.15	6.92	6.92	6.15	5.38
(iii) Freedom of foreigners to visit				6.40	6.42	6.42	5.87
Area 5. Regulation			7.17	7.68	7.69	7.82	7.89
A. Credit Market regulations		0.00	9.33	9.67	10.00	9.99	9.95
(i) Ownership of banks		0.00	8.00	10.00	10.00	10.00	10.00
(ii) Private sector credit			10.00	10.00	9.99	9.98	9.86
(iii) Interest rate controls (negative real interest rates)			10.00	9.00	10.00	10.00	10.00
B. Labor Market regulations			4.74	5.76	5.91	6.23	6.31
(i) Hiring regulations and minimum wage			2.94	6.70	5.00	6.67	6.67
(ii) Hiring and firing regulations			4.57	5.33	5.87	6.06	6.32
(iii) Centralized collective bargaining			8.45	8.75	8.32	8.42	8.61
(iv) Hours regulations				4.00	4.00	4.00	4.00
(v) Mandated cost of worker dismissal				6.76	9.25	9.25	9.25
(vi) Conscription		0.00	3.00	3.00	3.00	3.00	3.00
C. Business regulations			7.43	7.63	7.18	7.24	7.41
(i) Administrative requirements			7.62	5.34	5.55	5.55	5.46
(ii) Bureaucracy costs			7.15	6.18	3.33	3.33	3.33
(iii) Starting a business			8.03	8.71	9.68	9.71	9.78
(iv) Extra payments / bribes / favoritism			6.91	7.51	6.98	7.28	7.55
(v) Licensing restrictions				8.95	8.47	8.48	9.24
(vi) Cost of tax compliance				9.09	9.05	9.09	9.09

Ethiopia

	1980	1990	2000	2005	2010	2012	2013
	Rating (Rank)	Rating (Rank)	Rating (Rank)	Rating (Rank)	Rating (Rank)	Rating (Rank)	Rating (Rank)
Summary Ratings (Rank)				5.54 (128)	5.68 (138)	5.65 (139)	5.68 (143)
	Rating (Data)	Rating (Data)	Rating (Data)	Rating (Data)	Rating (Data)	Rating (Data)	Rating (Data)
Area 1. Size of Government				6.09	5.87	6.84	6.71
A. Government consumption				7.37 (14.95)	8.03 (12.70)	8.74 (10.30)	8.74 (10.30)
B. Transfers and subsidies				10.00 (0.03)	8.45 (6.20)	9.11 (3.78)	9.11 (3.78)
C. Government enterprises and investment				0.00 (64.00)	0.00 (64.83)	4.00 (36.68)	4.00 (36.68)
D. Top marginal tax rate				7.00	7.00	5.50	5.00
(i) Top marginal income tax rate				7.00 (35)	7.00 (35)	7.00 (35)	7.00 (35)
(ii) Top marginal income and payroll tax rate						4.00 (45)	3.00 (47)
Area 2. Legal System and Property Rights				4.70	5.44	5.19	4.97
A. Judicial independence				1.97	3.53	3.09	3.13
B. Impartial courts				2.68	4.47	3.69	3.11
C. Protection of property rights				4.34	5.73	4.50	4.00
D. Military interference in rule of law and politics				1.67	1.67	1.67	1.67
E. Integrity of the legal system				8.33	7.50	7.50	7.50
F. Legal enforcement of contracts				4.34	4.87	5.55	5.55
G. Regulatory costs of the sale of real property				7.97	8.53	8.53	8.53
H. Reliability of police				5.32	5.21	4.90	4.63
I. Business costs of crime				5.66	7.47	7.32	6.63
Area 3. Sound Money				5.67	5.39	4.67	5.15
A. Money growth				8.20 (8.99)	7.40 (12.99)	7.86 (10.72)	7.63 (11.87)
B. Standard deviation of inflation				6.79 (8.03)	5.80 (10.50)	5.39 (11.52)	4.61 (13.48)
C. Inflation: most recent year				7.68 (11.61)	8.37 (8.14)	5.45 (22.77)	8.38 (8.08)
D. Freedom to own foreign currency bank accounts				0.00	0.00	0.00	0.00
Area 4. Freedom to Trade Internationally				4.98	5.21	5.22	5.28
A. Tariffs				4.97	5.11	5.22	5.22
(i) Revenue from trade taxes (% of trade sector)				2.85 (10.73)	3.44 (9.84)	3.84 (9.24)	3.84 (9.24)
(ii) Mean tariff rate				6.64 (16.80)	6.54 (17.30)	6.54 (17.30)	6.54 (17.30)
(iii) Standard deviation of tariff rates				5.43 (11.42)	5.36 (11.59)	5.29 (11.76)	5.29 (11.76)
B. Regulatory trade barriers				4.54	4.09	4.06	4.36
(i) Non-tariff trade barriers				5.39	4.28	4.38	5.00
(ii) Compliance costs of importing and exporting				3.69	3.90	3.73	3.73
C. Black-market exchange rates				8.00	10.00	10.00	10.00
D. Controls of the movement of capital and people				2.41	1.65	1.58	1.55
(i) Foreign ownership / investment restrictions				5.50	4.73	4.53	4.48
(ii) Capital controls				1.54	0.00	0.00	0.00
(iii) Freedom of foreigners to visit				0.20	0.22	0.22	0.17
Area 5. Regulation				6.28	6.48	6.32	6.27
A. Credit Market regulations		6.09		6.30	5.34	5.53	5.16
(i) Ownership of banks				2.00	2.00	2.00	2.00
(ii) Private sector credit		6.09		7.90	9.03	9.59	8.47
(iii) Interest rate controls (negative real interest rates)				9.00	5.00	5.00	5.00
B. Labor Market regulations				7.16	7.58	7.36	7.51
(i) Hiring regulations and minimum wage				6.70	6.67	6.67	6.67
(ii) Hiring and firing regulations				4.56	4.81	4.33	4.74
(iii) Centralized collective bargaining				7.43	6.97	6.14	6.64
(iv) Hours regulations				8.00	10.00	10.00	10.00
(v) Mandated cost of worker dismissal				6.29	7.04	7.04	7.04
(vi) Conscriptation				10.00	10.00	10.00	10.00
C. Business regulations				5.37	6.52	6.07	6.14
(i) Administrative requirements				3.33	4.29	3.96	3.82
(ii) Bureaucracy costs				3.66	6.11	6.11	6.11
(iii) Starting a business				5.67	8.48	7.86	8.04
(iv) Extra payments / bribes / favoritism				5.18	4.28	3.47	3.43
(v) Licensing restrictions				6.60	8.16	8.46	8.87
(vi) Cost of tax compliance				7.78	7.78	6.57	6.57

Fiji

	1980	1990	2000	2005	2010	2012	2013
	Rating (Rank)	Rating (Rank)	Rating (Rank)	Rating (Rank)	Rating (Rank)	Rating (Rank)	Rating (Rank)
Summary Ratings (Rank)	5.57 (44)	5.72 (51)	6.24 (77)	7.32 (46)	7.02 (70)	7.04 (72)	6.86 (87)
	Rating (Data)	Rating (Data)	Rating (Data)	Rating (Data)	Rating (Data)	Rating (Data)	Rating (Data)
Area 1. Size of Government	4.75	4.69	6.56	8.02	7.51	7.31	7.21
A. Government consumption	5.56 (21.09)	5.90 (19.93)	5.88 (20.00)	6.47 (17.99)	6.34 (18.45)	7.55 (14.33)	7.16 (15.66)
B. Transfers and subsidies	9.46 (2.50)	9.86 (1.00)	9.35 (2.90)	8.59 (5.68)	8.69 (5.32)	8.69 (5.32)	8.69 (5.32)
C. Government enterprises and investment	2.00 (46.20)	0.00 (55.40)	4.00 (33.30)	10.00 (14.82)	8.00 (18.02)	8.00 (18.02)	8.00 (18.02)
D. Top marginal tax rate	2.00	3.00	7.00	7.00	7.00	5.00	5.00
(i) Top marginal income tax rate	2.00 (53)	3.00 (50)	7.00 (34)	7.00 (31)	7.00 (31)	5.00 (49)	5.00 (49)
(ii) Top marginal income and payroll tax rate		3.00 (50)	7.00 (34)	7.00 (31)	7.00 (31)	5.00 (49)	5.00 (49)
Area 2. Legal System and Property Rights			5.99	6.34	5.77	5.87	5.79
A. Judicial independence							
B. Impartial courts			4.63	5.10	4.00	4.14	4.14
C. Protection of property rights							
D. Military interference in rule of law and politics			7.34	7.10	5.90	6.20	6.20
E. Integrity of the legal system							
F. Legal enforcement of contracts				5.11	5.11	5.11	5.11
G. Regulatory costs of the sale of real property				8.06	8.06	8.04	7.71
H. Reliability of police							
I. Business costs of crime							
Area 3. Sound Money	6.02	6.53	6.90	6.56	6.67	6.42	5.74
A. Money growth	9.82 (-0.89)	8.40 (8.00)	9.41 (2.93)	7.62 (11.91)	9.15 (4.25)	8.05 (9.74)	5.48 (22.62)
B. Standard deviation of inflation	7.72 (5.71)	9.16 (2.10)	8.42 (3.95)	9.11 (2.22)	8.63 (3.44)	8.32 (4.20)	8.05 (4.86)
C. Inflation: most recent year	6.54 (17.31)	8.58 (7.10)	9.78 (1.09)	9.53 (2.37)	8.89 (5.54)	9.32 (3.42)	9.42 (2.91)
D. Freedom to own foreign currency bank accounts	0.00	0.00	0.00	0.00	0.00	0.00	0.00
Area 4. Freedom to Trade Internationally	5.84	5.64	5.56	6.60	6.62	6.64	6.61
A. Tariffs	6.13	5.73	7.27	5.23	5.12	4.78	5.15
(i) Revenue from trade taxes (% of trade sector)	6.13 (5.80)	5.73 (6.40)	7.03 (4.46)	7.73 (3.40)	7.73 (3.40)	7.73 (3.40)	7.73 (3.40)
(ii) Mean tariff rate			7.03 (4.46)	7.96 (10.20)	7.62 (11.90)	6.62 (16.90)	7.72 (11.40)
(iii) Standard deviation of tariff rates				0.00 (43.04)	0.00 (35.11)	0.00 (73.35)	0.00 (27.47)
B. Regulatory trade barriers				6.65	6.88	7.28	7.20
(i) Non-tariff trade barriers							
(ii) Compliance costs of importing and exporting				6.65	6.88	7.28	7.20
C. Black-market exchange rates	6.40	9.20	9.40	10.00	10.00	10.00	10.00
D. Controls of the movement of capital and people	5.00	2.00	0.00	4.50	4.48	4.48	4.11
(i) Foreign ownership / investment restrictions							
(ii) Capital controls	5.00	2.00	0.00	0.00	0.00	0.00	0.00
(iii) Freedom of foreigners to visit				9.00	8.96	8.96	8.22
Area 5. Regulation	5.65	6.00	6.21	9.07	8.52	8.97	8.97
A. Credit Market regulations	5.09	6.00	6.56	9.40	8.26	9.79	9.79
(i) Ownership of banks	2.00	2.00	2.00	10.00	10.00	10.00	10.00
(ii) Private sector credit	7.27	10.00	7.67	8.19	5.79	9.37	9.37
(iii) Interest rate controls (negative real interest rates)	6.00	6.00	10.00	10.00	9.00	10.00	10.00
B. Labor Market regulations				9.40	9.01	9.01	9.01
(i) Hiring regulations and minimum wage				7.80	7.77	7.77	7.77
(ii) Hiring and firing regulations							
(iii) Centralized collective bargaining							
(iv) Hours regulations				10.00	10.00	10.00	10.00
(v) Mandated cost of worker dismissal				9.81	8.27	8.27	8.27
(vi) Conscription	10.00	10.00	10.00	10.00	10.00	10.00	10.00
C. Business regulations				8.42	8.30	8.11	8.10
(i) Administrative requirements							
(ii) Bureaucracy costs							
(iii) Starting a business				8.26	8.30	7.87	7.87
(iv) Extra payments / bribes / favoritism							
(v) Licensing restrictions				8.58	8.42	8.52	8.62
(vi) Cost of tax compliance				8.43	8.17	7.93	7.81

Finland

	1980	1990	2000	2005	2010	2012	2013
	Rating (Rank)	Rating (Rank)	Rating (Rank)	Rating (Rank)	Rating (Rank)	Rating (Rank)	Rating (Rank)
Summary Ratings (Rank)	6.50 (17)	6.99 (20)	7.73 (16)	7.86 (14)	7.72 (15)	7.74 (16)	7.61 (19)
	Rating (Data)	Rating (Data)	Rating (Data)	Rating (Data)	Rating (Data)	Rating (Data)	Rating (Data)
Area 1. Size of Government	4.67	4.15	3.00	4.47	4.48	4.44	4.41
A. Government consumption	4.43 (24.93)	3.33 (28.69)	3.08 (29.54)	2.94 (30.00)	2.71 (30.77)	2.71 (30.80)	2.62 (31.10)
B. Transfers and subsidies	6.24 (14.30)	5.78 (16.00)	4.93 (19.11)	4.44 (20.92)	3.72 (23.54)	3.54 (24.22)	3.54 (24.22)
C. Government enterprises and investment	7.00 (23.30)	6.00 (29.30)	8.00 (15.28)	8.00 (15.91)	8.00 (16.77)	8.00 (17.87)	8.00 (19.68)
D. Top marginal tax rate	1.00	1.50	2.00	2.50	3.50	3.50	3.50
(i) Top marginal income tax rate	1.00 (65-71)	2.00 (57-63)	3.00 (51-57)	3.00 (50-56)	4.00 (46-51)	4.00 (46-52)	4.00 (48-54)
(ii) Top marginal income and payroll tax rate		1.00 (61-69)	1.00 (53-60.5)	2.00 (54-60)	3.00 (52-57)	3.00 (51-57)	3.00 (53-59)
Area 2. Legal System and Property Rights	6.83	8.35	9.49	9.07	8.85	8.90	8.85
A. Judicial independence			9.69	8.59	9.02	9.32	9.28
B. Impartial courts			8.85	8.57	7.92	8.28	8.00
C. Protection of property rights			8.92	9.03	9.08	8.96	8.98
D. Military interference in rule of law and politics			10.00	10.00	10.00	10.00	10.00
E. Integrity of the legal system			10.00	10.00	10.00	10.00	10.00
F. Legal enforcement of contracts				8.06	6.83	6.83	6.83
G. Regulatory costs of the sale of real property				8.42	8.42	8.42	8.08
H. Reliability of police				9.38	9.51	9.49	9.55
I. Business costs of crime				9.54	8.87	8.80	8.90
Area 3. Sound Money	7.78	9.27	9.55	9.58	9.62	9.44	9.55
A. Money growth	8.82 (5.92)	8.62 (6.91)	9.48 (2.58)	9.01 (4.96)	9.11 (4.45)	8.80 (5.98)	8.99 (5.05)
B. Standard deviation of inflation	9.27 (1.82)	9.63 (0.92)	9.38 (1.54)	9.48 (1.31)	9.60 (1.00)	9.50 (1.25)	9.52 (1.21)
C. Inflation: most recent year	8.05 (9.75)	8.84 (5.82)	9.33 (3.37)	9.83 (0.86)	9.76 (1.22)	9.44 (2.81)	9.70 (1.48)
D. Freedom to own foreign currency bank accounts	5.00	10.00	10.00	10.00	10.00	10.00	10.00
Area 4. Freedom to Trade Internationally	6.83	6.67	9.25	8.35	8.13	8.35	7.84
A. Tariffs	8.69	8.01	9.18	8.39	8.34	8.21	8.25
(i) Revenue from trade taxes (% of trade sector)	9.47 (0.80)	9.60 (0.60)	9.78 (0.33)	9.59 (0.62)	9.63 (0.55)	9.63 (0.55)	9.63 (0.55)
(ii) Mean tariff rate	7.92 (10.40)	8.46 (7.70)	9.78 (0.33)	9.46 (2.70)	8.98 (5.10)	8.90 (5.50)	8.90 (5.50)
(iii) Standard deviation of tariff rates		5.96 (10.10)	8.24 (4.40)	6.13 (9.67)	6.41 (8.98)	6.11 (9.74)	6.22 (9.46)
B. Regulatory trade barriers			9.76	8.86	8.73	8.18	7.90
(i) Non-tariff trade barriers			9.69	8.72	8.47	7.39	6.84
(ii) Compliance costs of importing and exporting			9.83	8.99	8.99	8.97	8.97
C. Black-market exchange rates	9.80	10.00	10.00	10.00	10.00	10.00	10.00
D. Controls of the movement of capital and people	2.00	2.00	8.08	6.16	5.44	7.01	5.21
(i) Foreign ownership / investment restrictions			10.00	8.23	6.83	6.92	6.67
(ii) Capital controls	2.00	2.00	6.15	3.85	3.08	7.69	3.08
(iii) Freedom of foreigners to visit				6.40	6.42	6.42	5.87
Area 5. Regulation	6.38	6.52	7.35	7.83	7.54	7.60	7.39
A. Credit Market regulations	8.63	9.32	10.00	10.00	9.64	9.83	9.48
(i) Ownership of banks	8.00	8.00	10.00	10.00	10.00	10.00	10.00
(ii) Private sector credit	9.89	9.97	10.00	10.00	8.93	9.50	8.45
(iii) Interest rate controls (negative real interest rates)	8.00	10.00	10.00	10.00	10.00	10.00	10.00
B. Labor Market regulations	4.14	3.71	3.33	4.84	5.63	5.38	5.22
(i) Hiring regulations and minimum wage			4.72	5.60	3.90	3.90	3.90
(ii) Hiring and firing regulations		3.86	3.23	3.79	4.99	4.49	4.16
(iii) Centralized collective bargaining	4.49	4.49	2.87	3.07	3.88	2.92	2.28
(iv) Hours regulations	4.93	3.52	2.84	6.00	8.00	8.00	8.00
(v) Mandated cost of worker dismissal				7.59	10.00	10.00	10.00
(vi) Conscription	3.00	3.00	3.00	3.00	3.00	3.00	3.00
C. Business regulations			8.71	8.66	7.36	7.57	7.47
(i) Administrative requirements			7.97	6.42	5.62	6.59	5.84
(ii) Bureaucracy costs			8.48	9.94	1.52	1.52	1.52
(iii) Starting a business			8.80	9.45	9.52	9.52	9.52
(iv) Extra payments / bribes / favoritism			9.59	9.41	8.82	9.08	9.09
(v) Licensing restrictions				9.76	9.72	9.76	9.87
(vi) Cost of tax compliance				6.98	8.96	8.96	8.96

France

	1980	1990	2000	2005	2010	2012	2013
	Rating (Rank)	Rating (Rank)	Rating (Rank)	Rating (Rank)	Rating (Rank)	Rating (Rank)	Rating (Rank)
Summary Ratings (Rank)	6.13 (27)	7.04 (19)	7.31 (37)	7.31 (47)	7.38 (37)	7.22 (56)	7.12 (70)
	Rating (Data)	Rating (Data)	Rating (Data)	Rating (Data)	Rating (Data)	Rating (Data)	Rating (Data)
Area 1. Size of Government	4.22	3.53	2.56	4.11	4.66	4.22	4.07
A. Government consumption	4.84 (23.55)	4.85 (23.52)	1.86 (33.69)	3.13 (29.36)	2.96 (29.92)	2.94 (30.00)	2.82 (30.40)
B. Transfers and subsidies	3.02 (26.10)	3.27 (25.20)	3.40 (24.71)	3.33 (24.98)	2.67 (27.41)	1.94 (30.08)	1.94 (30.08)
C. Government enterprises and investment	6.00 (27.40)	4.00 (35.00)	8.00 (18.30)	8.00 (18.42)	8.00 (18.80)	8.00 (17.97)	8.00 (18.33)
D. Top marginal tax rate	3.00	2.00	1.00	2.00	5.00	4.00	3.50
(i) Top marginal income tax rate	3.00 (60)	3.00 (53)	2.00 (54)	3.00 (52)	6.00 (43)	5.00 (46)	5.00 (50)
(ii) Top marginal income and payroll tax rate		1.00 (61)	0.00 (62-65)	1.00 (62-64)	4.00 (54-56)	3.00 (57-58)	2.00 (60-62)
Area 2. Legal System and Property Rights	6.83	7.73	8.09	7.19	7.43	7.16	7.03
A. Judicial independence			6.35	6.77	6.50	6.76	6.61
B. Impartial courts			8.02	6.78	6.38	5.32	5.34
C. Protection of property rights			9.40	8.47	8.25	7.78	7.57
D. Military interference in rule of law and politics			8.33	8.82	9.17	9.17	9.17
E. Integrity of the legal system			8.33	8.33	8.33	8.33	8.33
F. Legal enforcement of contracts				6.91	6.91	6.43	6.43
G. Regulatory costs of the sale of real property				4.34	6.88	7.07	7.07
H. Reliability of police				7.69	7.33	7.09	7.21
I. Business costs of crime				6.59	7.15	6.53	5.49
Area 3. Sound Money	6.40	9.69	9.59	9.58	9.67	9.66	9.75
A. Money growth	8.19 (9.06)	9.72 (1.38)	8.84 (5.82)	8.79 (6.03)	9.35 (3.23)	9.33 (3.37)	9.34 (3.28)
B. Standard deviation of inflation	9.69 (0.77)	9.64 (0.89)	9.85 (0.38)	9.88 (0.30)	9.61 (0.96)	9.70 (0.76)	9.83 (0.42)
C. Inflation: most recent year	7.72 (11.38)	9.38 (3.09)	9.66 (1.69)	9.64 (1.81)	9.69 (1.53)	9.61 (1.96)	9.83 (0.86)
D. Freedom to own foreign currency bank accounts	0.00	10.00	10.00	10.00	10.00	10.00	10.00
Area 4. Freedom to Trade Internationally	6.78	7.82	8.99	8.22	8.09	7.94	7.83
A. Tariffs	8.95	8.46	9.18	8.39	8.34	8.21	8.25
(i) Revenue from trade taxes (% of trade sector)	9.67 (0.50)	9.73 (0.40)	9.78 (0.33)	9.59 (0.62)	9.63 (0.55)	9.63 (0.55)	9.63 (0.55)
(ii) Mean tariff rate	8.24 (8.80)	8.52 (7.40)	9.78 (0.33)	9.46 (2.70)	8.98 (5.10)	8.90 (5.50)	8.90 (5.50)
(iii) Standard deviation of tariff rates		7.12 (7.20)	8.24 (4.40)	6.13 (9.67)	6.41 (8.98)	6.11 (9.74)	6.22 (9.46)
B. Regulatory trade barriers			8.79	7.95	7.68	7.41	7.11
(i) Non-tariff trade barriers			8.42	7.40	6.64	6.19	5.58
(ii) Compliance costs of importing and exporting			9.17	8.49	8.72	8.64	8.64
C. Black-market exchange rates	9.40	10.00	10.00	10.00	10.00	10.00	10.00
D. Controls of the movement of capital and people	2.00	5.00	8.01	6.53	6.33	6.15	5.94
(i) Foreign ownership / investment restrictions			9.09	7.05	7.18	6.64	6.58
(ii) Capital controls	2.00	5.00	6.92	6.15	5.38	5.38	5.38
(iii) Freedom of foreigners to visit				6.40	6.42	6.42	5.87
Area 5. Regulation	6.42	6.42	7.31	7.47	7.05	7.12	6.95
A. Credit Market regulations	8.91	9.01	9.79	9.60	8.89	9.25	9.21
(i) Ownership of banks	10.00	10.00	10.00	10.00	10.00	10.00	10.00
(ii) Private sector credit	8.73	9.03	9.36	8.80	6.68	7.75	7.63
(iii) Interest rate controls (negative real interest rates)	8.00	8.00	10.00	10.00	10.00	10.00	10.00
B. Labor Market regulations	3.93	3.83	4.98	5.51	5.94	5.87	5.33
(i) Hiring regulations and minimum wage			4.55	3.30	3.33	3.33	2.23
(ii) Hiring and firing regulations		4.16	1.67	2.35	2.76	2.58	2.89
(iii) Centralized collective bargaining	4.49	4.49	5.53	6.41	7.03	6.79	6.37
(iv) Hours regulations	4.31	3.69	3.17	4.00	4.00	4.00	2.00
(v) Mandated cost of worker dismissal				7.03	8.50	8.50	8.50
(vi) Conscription	3.00	3.00	10.00	10.00	10.00	10.00	10.00
C. Business regulations			7.17	7.31	6.31	6.24	6.31
(i) Administrative requirements			7.73	2.75	2.74	2.89	3.05
(ii) Bureaucracy costs			8.08	5.87	1.78	1.78	1.78
(iii) Starting a business			5.15	9.76	9.77	9.78	9.85
(iv) Extra payments / bribes / favoritism			7.71	8.29	7.16	6.96	6.78
(v) Licensing restrictions				8.64	7.89	7.48	7.93
(vi) Cost of tax compliance				8.52	8.52	8.52	8.46

Gabon

	1980	1990	2000	2005	2010	2012	2013
	Rating (Rank)	Rating (Rank)	Rating (Rank)	Rating (Rank)	Rating (Rank)	Rating (Rank)	Rating (Rank)
Summary Ratings (Rank)	4.48 (75)	5.52 (59)	5.81 (96)	5.82 (122)	5.85 (136)	5.70 (137)	5.72 (141)
	Rating (Data)	Rating (Data)	Rating (Data)	Rating (Data)	Rating (Data)	Rating (Data)	Rating (Data)
Area 1. Size of Government	4.94	6.08	7.61	5.77	5.73	5.73	5.73
A. Government consumption	1.88 (33.60)	5.52 (21.23)	7.65 (14.00)	4.28 (25.45)	5.62 (20.88)	5.62 (20.90)	5.62 (20.90)
B. Transfers and subsidies		9.81 (1.20)	9.81 (1.20)	9.81 (1.20)	9.81 (1.20)	9.81 (1.20)	9.81 (1.20)
C. Government enterprises and investment	8.00 (19.90)	8.00 (18.00)	10.00 (13.30)	8.00 (19.90)	4.00 (34.62)	4.00 (39.45)	4.00 (39.45)
D. Top marginal tax rate		1.00	3.00	1.00	3.50	3.50	3.50
(i) Top marginal income tax rate		1.00 (60)	3.00 (50)	1.00 (56)	5.00 (40)	5.00 (40)	5.00 (40)
(ii) Top marginal income and payroll tax rate				1.00 (56)	2.00 (52-57)	2.00 (52)	2.00 (52)
Area 2. Legal System and Property Rights	3.94	4.96	4.37	4.35	4.35	4.21	4.00
A. Judicial independence						2.75	3.09
B. Impartial courts			4.78	4.70	4.70	3.96	3.77
C. Protection of property rights						5.22	4.88
D. Military interference in rule of law and politics			3.33	3.33	3.33	3.33	3.33
E. Integrity of the legal system			5.00	5.00	5.00	5.00	5.00
F. Legal enforcement of contracts				2.92	2.92	2.92	2.92
G. Regulatory costs of the sale of real property				5.81	5.81	4.60	3.05
H. Reliability of police						4.12	4.21
I. Business costs of crime						6.02	5.74
Area 3. Sound Money	4.09	5.43	5.81	5.85	5.65	5.48	5.48
A. Money growth	8.28 (-8.59)	9.61 (1.96)	9.75 (1.27)	6.92 (15.39)	8.81 (5.93)	8.72 (6.40)	8.06 (9.71)
B. Standard deviation of inflation	5.43 (11.42)	5.17 (12.08)	3.60 (16.00)	6.47 (8.83)	4.09 (14.78)	3.73 (15.68)	3.97 (15.07)
C. Inflation: most recent year	2.64 (36.78)	6.93 (15.36)	9.90 (0.50)	10.00 (-0.01)	9.71 (1.46)	9.47 (2.66)	9.90 (0.48)
D. Freedom to own foreign currency bank accounts	0.00	0.00	0.00	0.00	0.00	0.00	0.00
Area 4. Freedom to Trade Internationally	4.28	5.33	5.33	5.84	6.05	6.23	6.32
A. Tariffs	3.24	6.80	6.00	6.17	6.30	6.33	6.31
(i) Revenue from trade taxes (% of trade sector)	5.13 (7.30)	6.80 (4.80)					
(ii) Mean tariff rate	1.34 (43.30)			6.02 (19.90)	6.44 (17.80)	6.44 (17.80)	6.38 (18.10)
(iii) Standard deviation of tariff rates			6.08 (9.80)	6.33 (9.18)	6.16 (9.61)	6.23 (9.43)	6.24 (9.41)
B. Regulatory trade barriers				7.20	7.11	5.88	6.30
(i) Non-tariff trade barriers						4.66	5.48
(ii) Compliance costs of importing and exporting				7.20	7.11	7.11	7.11
C. Black-market exchange rates	9.60	9.20	10.00	10.00	10.00	10.00	10.00
D. Controls of the movement of capital and people	0.00	0.00	0.00	0.00	0.77	2.70	2.69
(i) Foreign ownership / investment restrictions						6.55	6.38
(ii) Capital controls	0.00	0.00	0.00	0.00	1.54	1.54	1.54
(iii) Freedom of foreigners to visit				0.00	0.00	0.00	0.17
Area 5. Regulation	5.16	5.78	5.94	7.27	7.49	6.84	7.06
A. Credit Market regulations	3.00	5.43	5.85	7.35	7.10	7.17	7.87
(i) Ownership of banks	0.00	2.00	5.00	5.00	5.00	5.00	5.00
(ii) Private sector credit		6.30	7.56	8.06	7.29	7.50	9.60
(iii) Interest rate controls (negative real interest rates)	6.00	8.00	5.00	9.00	9.00	9.00	9.00
B. Labor Market regulations				7.08	8.71	7.39	7.43
(i) Hiring regulations and minimum wage				8.30	8.33	8.33	8.33
(ii) Hiring and firing regulations						3.79	3.98
(iii) Centralized collective bargaining						5.73	5.79
(iv) Hours regulations				4.00	8.00	8.00	8.00
(v) Mandated cost of worker dismissal				6.01	8.50	8.50	8.50
(vi) Conscription	10.00	10.00	10.00	10.00	10.00	10.00	10.00
C. Business regulations				7.39	6.67	5.95	5.89
(i) Administrative requirements						4.51	4.04
(ii) Bureaucracy costs							
(iii) Starting a business				7.77	7.87	8.20	8.20
(iv) Extra payments / bribes / favoritism						4.62	4.93
(v) Licensing restrictions				7.44	7.60	7.89	7.75
(vi) Cost of tax compliance				6.95	4.53	4.53	4.53

Gambia, The

	1980	1990	2000	2005	2010	2012	2013
	Rating (Rank)	Rating (Rank)	Rating (Rank)	Rating (Rank)	Rating (Rank)	Rating (Rank)	Rating (Rank)
Summary Ratings (Rank)					7.27 (52)	6.96 (77)	7.12 (70)
	Rating (Data)	Rating (Data)	Rating (Data)	Rating (Data)	Rating (Data)	Rating (Data)	Rating (Data)
Area 1. Size of Government					7.43	6.48	7.75
A. Government consumption					8.71 (10.40)	9.32 (8.30)	9.41 (8.00)
B. Transfers and subsidies					9.58 (2.04)	9.58 (2.04)	9.58 (2.04)
C. Government enterprises and investment					4.00 (32.60)	0.00 (54.60)	4.00 (34.10)
D. Top marginal tax rate						7.00	8.00
(i) Top marginal income tax rate						7.00 (35)	8.00 (30)
(ii) Top marginal income and payroll tax rate						7.00 (35)	8.00 (30)
Area 2. Legal System and Property Rights					5.80	5.53	5.36
A. Judicial independence					5.75	4.95	4.73
B. Impartial courts					5.98	5.31	4.72
C. Protection of property rights					6.82	5.60	5.36
D. Military interference in rule of law and politics					3.33	3.33	3.33
E. Integrity of the legal system					5.83	5.83	5.83
F. Legal enforcement of contracts					4.89	5.09	5.09
G. Regulatory costs of the sale of real property					6.22	6.22	6.25
H. Reliability of police					6.44	6.07	6.04
I. Business costs of crime					6.93	7.34	6.92
Area 3. Sound Money					7.92	8.21	7.99
A. Money growth					8.91 (-5.44)	9.85 (-0.74)	9.17 (4.13)
B. Standard deviation of inflation					8.79 (3.04)	8.84 (2.91)	8.92 (2.69)
C. Inflation: most recent year					8.99 (5.05)	9.15 (4.25)	8.86 (5.70)
D. Freedom to own foreign currency bank accounts					5.00	5.00	5.00
Area 4. Freedom to Trade Internationally					7.50	7.50	7.63
A. Tariffs					6.47	6.48	6.48
(i) Revenue from trade taxes (% of trade sector)					5.24 (7.14)	5.24 (7.14)	5.24 (7.14)
(ii) Mean tariff rate					7.20 (14.00)	7.18 (14.10)	7.18 (14.10)
(iii) Standard deviation of tariff rates					6.98 (7.56)	7.01 (7.47)	7.01 (7.47)
B. Regulatory trade barriers					6.52	6.45	6.62
(i) Non-tariff trade barriers					6.12	5.97	5.86
(ii) Compliance costs of importing and exporting					6.92	6.92	7.39
C. Black-market exchange rates					10.00	10.00	10.00
D. Controls of the movement of capital and people					7.02	7.09	7.41
(i) Foreign ownership / investment restrictions					6.61	6.83	6.48
(ii) Capital controls					7.69	7.69	7.69
(iii) Freedom of foreigners to visit					6.75	6.75	8.05
Area 5. Regulation					7.71	7.08	6.89
A. Credit Market regulations					8.88	6.97	6.33
(i) Ownership of banks					10.00	10.00	10.00
(ii) Private sector credit		10.00			7.65	2.92	0.00
(iii) Interest rate controls (negative real interest rates)					9.00	8.00	9.00
B. Labor Market regulations					8.10	8.19	8.19
(i) Hiring regulations and minimum wage					10.00	10.00	10.00
(ii) Hiring and firing regulations					5.66	5.52	5.36
(iii) Centralized collective bargaining					6.92	7.64	7.78
(iv) Hours regulations					6.00	6.00	6.00
(v) Mandated cost of worker dismissal					10.00	10.00	10.00
(vi) Conscription					10.00	10.00	10.00
C. Business regulations					6.14	6.06	6.13
(i) Administrative requirements					5.62	5.28	4.97
(ii) Bureaucracy costs					4.52	4.52	4.52
(iii) Starting a business					6.97	7.30	7.79
(iv) Extra payments / bribes / favoritism					5.71	5.15	5.17
(v) Licensing restrictions					8.24	8.33	8.57
(vi) Cost of tax compliance					5.79	5.79	5.79

Georgia

	1980	1990	2000	2005	2010	2012	2013
	Rating (Rank)	Rating (Rank)	Rating (Rank)	Rating (Rank)	Rating (Rank)	Rating (Rank)	Rating (Rank)
Summary Ratings (Rank)				7.42 (36)	7.48 (29)	7.78 (14)	7.83 (12)
	Rating (Data)	Rating (Data)	Rating (Data)	Rating (Data)	Rating (Data)	Rating (Data)	Rating (Data)
Area 1. Size of Government				7.38	6.59	7.36	7.67
A. Government consumption				5.72 (20.56)	5.45 (21.46)	5.94 (19.80)	6.18 (19.00)
B. Transfers and subsidies				7.79 (8.60)	6.91 (11.85)	6.52 (13.28)	6.52 (13.28)
C. Government enterprises and investment				7.00 (21.00)	4.00 (38.40)	7.00 (23.10)	8.00 (19.40)
D. Top marginal tax rate				9.00	10.00	10.00	10.00
(i) Top marginal income tax rate				10.00 (12)	10.00 (20)	10.00 (20)	10.00 (20)
(ii) Top marginal income and payroll tax rate				8.00 (27)	10.00 (20)	10.00 (20)	10.00 (20)
Area 2. Legal System and Property Rights				5.08	5.71	5.77	6.19
A. Judicial independence				1.88	3.63	3.85	4.73
B. Impartial courts				2.38	3.78	3.71	4.08
C. Protection of property rights				4.23	3.71	4.01	4.76
D. Military interference in rule of law and politics				4.20	4.50	4.50	5.10
E. Integrity of the legal system							
F. Legal enforcement of contracts				6.50	6.50	6.50	6.50
G. Regulatory costs of the sale of real property				9.67	9.93	9.96	9.95
H. Reliability of police				5.73	6.63	6.93	7.28
I. Business costs of crime				6.04	7.02	6.71	7.15
Area 3. Sound Money				8.64	8.80	9.17	8.92
A. Money growth				7.01 (14.97)	8.66 (6.68)	9.05 (4.75)	7.91 (10.45)
B. Standard deviation of inflation				9.19 (2.02)	7.97 (5.07)	7.82 (5.45)	7.88 (5.30)
C. Inflation: most recent year				8.35 (8.23)	8.58 (7.10)	9.81 (-0.94)	9.90 (-0.52)
D. Freedom to own foreign currency bank accounts				10.00	10.00	10.00	10.00
Area 4. Freedom to Trade Internationally				8.19	8.48	8.44	8.45
A. Tariffs				8.51	9.16	9.23	9.37
(i) Revenue from trade taxes (% of trade sector)				9.17 (1.25)	9.74 (0.39)	9.76 (0.36)	9.76 (0.36)
(ii) Mean tariff rate				8.60 (7.00)	9.74 (1.30)	9.70 (1.50)	9.70 (1.50)
(iii) Standard deviation of tariff rates				7.76 (5.60)	7.99 (5.03)	8.22 (4.46)	8.65 (3.38)
B. Regulatory trade barriers				6.75	7.51	7.80	8.01
(i) Non-tariff trade barriers				5.22	6.50	6.81	7.24
(ii) Compliance costs of importing and exporting				8.28	8.51	8.79	8.79
C. Black-market exchange rates				10.00	10.00	10.00	10.00
D. Controls of the movement of capital and people				7.48	7.28	6.72	6.42
(i) Foreign ownership / investment restrictions				5.81	5.84	5.72	5.89
(ii) Capital controls				8.33	7.69	6.15	6.15
(iii) Freedom of foreigners to visit				8.30	8.30	8.30	7.21
Area 5. Regulation				7.81	7.81	8.14	7.91
A. Credit Market regulations				9.67	8.69	9.91	9.78
(i) Ownership of banks				10.00	10.00	10.00	10.00
(ii) Private sector credit				10.00	6.08	9.73	9.33
(iii) Interest rate controls (negative real interest rates)				9.00	10.00	10.00	10.00
B. Labor Market regulations				7.62	7.41	6.96	6.46
(i) Hiring regulations and minimum wage				10.00	10.00	10.00	6.67
(ii) Hiring and firing regulations				6.78	6.74	6.32	6.14
(iii) Centralized collective bargaining				8.31	7.46	7.17	7.67
(iv) Hours regulations				8.00	10.00	8.00	8.00
(v) Mandated cost of worker dismissal				9.63	9.25	9.25	9.25
(vi) Conscriptation				3.00	1.00	1.00	1.00
C. Business regulations				6.13	7.32	7.57	7.49
(i) Administrative requirements				4.74	5.89	5.64	5.83
(ii) Bureaucracy costs				3.22	6.35	6.35	6.35
(iii) Starting a business				9.36	9.89	9.90	9.90
(iv) Extra payments / bribes / favoritism				5.00	6.44	6.95	7.13
(v) Licensing restrictions				8.79	9.68	9.69	9.80
(vi) Cost of tax compliance				5.66	5.66	6.86	5.94

Germany

	1980	1990	2000	2005	2010	2012	2013
	Rating (Rank)	Rating (Rank)	Rating (Rank)	Rating (Rank)	Rating (Rank)	Rating (Rank)	Rating (Rank)
Summary Ratings (Rank)	7.18 (11)	7.64 (11)	7.67 (19)	7.75 (17)	7.50 (28)	7.54 (26)	7.50 (29)
	Rating (Data)	Rating (Data)	Rating (Data)	Rating (Data)	Rating (Data)	Rating (Data)	Rating (Data)
Area 1. Size of Government	4.34	5.15	3.96	5.74	5.46	5.38	5.35
A. Government consumption	4.03 (26.30)	4.35 (25.20)	4.55 (24.52)	4.67 (24.11)	4.24 (25.57)	4.38 (25.10)	4.24 (25.60)
B. Transfers and subsidies	5.34 (17.60)	5.26 (17.90)	2.29 (28.81)	2.29 (28.78)	2.59 (27.71)	2.15 (29.32)	2.15 (29.32)
C. Government enterprises and investment	6.00 (25.70)	7.00 (24.00)	10.00 (10.17)	10.00 (9.94)	10.00 (11.94)	10.00 (11.26)	10.00 (11.31)
D. Top marginal tax rate	2.00	4.00	3.00	6.00	5.00	5.00	5.00
(i) Top marginal income tax rate	2.00 (65)	4.00 (53)	3.00 (56)	6.00 (44)	5.00 (47)	5.00 (47)	5.00 (47)
(ii) Top marginal income and payroll tax rate		4.00 (53)	3.00 (56)	6.00 (44)	5.00 (47)	5.00 (47)	5.00 (47)
Area 2. Legal System and Property Rights	7.70	8.35	9.14	8.80	7.97	7.94	7.76
A. Judicial independence			9.35	9.18	8.89	8.38	8.14
B. Impartial courts			9.19	8.95	6.61	6.79	6.81
C. Protection of property rights			8.84	9.61	7.88	8.07	7.73
D. Military interference in rule of law and politics			10.00	10.00	10.00	10.00	10.00
E. Integrity of the legal system			8.33	8.33	8.33	8.33	8.33
F. Legal enforcement of contracts				6.62	6.62	6.62	6.62
G. Regulatory costs of the sale of real property				7.86	7.53	7.37	7.04
H. Reliability of police				9.22	8.15	8.28	8.19
I. Business costs of crime				9.38	7.72	7.60	6.97
Area 3. Sound Money	9.43	9.67	9.55	9.53	9.59	9.49	9.59
A. Money growth	9.18 (4.10)	9.68 (1.60)	8.77 (6.13)	8.64 (6.81)	8.86 (5.69)	8.52 (7.40)	8.91 (5.46)
B. Standard deviation of inflation	9.64 (0.89)	9.52 (1.20)	9.71 (0.72)	9.88 (0.31)	9.73 (0.67)	9.83 (0.43)	9.77 (0.58)
C. Inflation: most recent year	8.90 (5.50)	9.46 (2.70)	9.71 (1.47)	9.61 (1.95)	9.77 (1.14)	9.60 (2.01)	9.70 (1.50)
D. Freedom to own foreign currency bank accounts	10.00	10.00	10.00	10.00	10.00	10.00	10.00
Area 4. Freedom to Trade Internationally	8.98	9.48	9.39	8.24	7.89	7.79	7.65
A. Tariffs	8.95	8.44	9.18	8.39	8.34	8.21	8.25
(i) Revenue from trade taxes (% of trade sector)	9.67 (0.50)	9.67 (0.50)	9.78 (0.33)	9.59 (0.62)	9.63 (0.55)	9.63 (0.55)	9.64 (0.54)
(ii) Mean tariff rate	8.24 (8.80)	8.52 (7.40)	9.78 (0.33)	9.46 (2.70)	8.98 (5.10)	8.90 (5.50)	8.90 (5.50)
(iii) Standard deviation of tariff rates		7.12 (7.20)	8.24 (4.40)	6.13 (9.67)	6.41 (8.98)	6.11 (9.74)	6.22 (9.46)
B. Regulatory trade barriers			8.89	8.39	7.68	7.35	7.22
(i) Non-tariff trade barriers			8.45	7.65	6.21	5.72	5.47
(ii) Compliance costs of importing and exporting			9.33	9.14	9.14	8.97	8.97
C. Black-market exchange rates	10.00	10.00	10.00	10.00	10.00	10.00	10.00
D. Controls of the movement of capital and people	8.00	10.00	9.48	6.16	5.55	5.59	5.14
(i) Foreign ownership / investment restrictions			9.72	8.22	6.39	6.52	6.47
(ii) Capital controls	8.00	10.00	9.23	3.85	3.85	3.85	3.08
(iii) Freedom of foreigners to visit				6.40	6.42	6.42	5.87
Area 5. Regulation	5.45	5.56	6.33	6.45	6.60	7.13	7.13
A. Credit Market regulations	7.61	7.65	8.33	8.01	7.93	8.33	8.33
(i) Ownership of banks	5.00	5.00	5.00	5.00	5.00	5.00	5.00
(ii) Private sector credit	7.83	7.94	10.00	9.04	8.78	10.00	10.00
(iii) Interest rate controls (negative real interest rates)	10.00	10.00	10.00	10.00	10.00	10.00	10.00
B. Labor Market regulations	3.29	3.48	2.85	3.94	5.40	6.44	6.49
(i) Hiring regulations and minimum wage			4.63	6.70	6.67	6.67	6.67
(ii) Hiring and firing regulations		3.94	1.82	2.42	3.01	3.84	3.98
(iii) Centralized collective bargaining	4.49	4.49	2.32	3.20	3.45	3.90	4.02
(iv) Hours regulations	4.40	4.49	2.51	4.70	8.00	8.00	8.00
(v) Mandated cost of worker dismissal				3.60	6.26	6.26	6.26
(vi) Conscription	1.00	1.00	3.00	3.00	5.00	10.00	10.00
C. Business regulations			7.79	7.39	6.48	6.61	6.57
(i) Administrative requirements			8.18	3.43	3.42	4.39	4.34
(ii) Bureaucracy costs			8.53	5.80	1.45	1.45	1.45
(iii) Starting a business			6.40	9.03	9.47	9.49	9.33
(iv) Extra payments / bribes / favoritism			8.04	9.10	7.78	7.54	7.39
(v) Licensing restrictions				9.17	9.25	9.25	9.35
(vi) Cost of tax compliance				7.80	7.52	7.56	7.56

Ghana

	1980	1990	2000	2005	2010	2012	2013
	Rating (Rank)	Rating (Rank)	Rating (Rank)	Rating (Rank)	Rating (Rank)	Rating (Rank)	Rating (Rank)
Summary Ratings (Rank)	2.89 (103)	4.95 (80)	5.66 (101)	6.42 (92)	6.55 (97)	6.11 (127)	6.20 (128)
	Rating (Data)	Rating (Data)	Rating (Data)	Rating (Data)	Rating (Data)	Rating (Data)	Rating (Data)
Area 1. Size of Government	5.70	4.82	6.09	6.49	6.30	4.81	5.48
A. Government consumption	8.31 (11.74)	8.87 (9.85)	7.12 (15.80)	7.09 (15.90)	8.53 (11.00)	2.59 (31.20)	5.29 (22.00)
B. Transfers and subsidies	9.48 (2.40)	9.43 (2.60)	9.24 (3.30)	9.87 (0.98)	9.65 (1.78)	9.64 (1.83)	9.64 (1.83)
C. Government enterprises and investment	4.00 (35.40)	0.00 (51.90)	2.00 (45.00)	2.00 (40.10)	0.00 (69.30)	0.00 (78.70)	0.00 (73.80)
D. Top marginal tax rate	1.00	1.00	6.00	7.00	7.00	7.00	7.00
(i) Top marginal income tax rate	1.00 (60)	2.00 (55)	8.00 (30)	9.00 (25)	9.00 (25)	9.00 (25)	9.00 (25)
(ii) Top marginal income and payroll tax rate		0.00 (62)	4.00 (41)	5.00 (37)	5.00 (37)	5.00 (37)	5.00 (37)
Area 2. Legal System and Property Rights	2.76	5.79	4.59	4.88	5.58	5.61	5.22
A. Judicial independence					5.12	5.68	5.61
B. Impartial courts			5.42	5.20	4.99	4.66	4.62
C. Protection of property rights					5.03	5.40	5.47
D. Military interference in rule of law and politics			5.00	4.44	5.00	5.00	5.00
E. Integrity of the legal system			3.33	3.61	4.17	4.17	4.17
F. Legal enforcement of contracts				4.91	5.40	5.34	3.72
G. Regulatory costs of the sale of real property				6.25	9.13	8.96	8.77
H. Reliability of police					5.83	5.87	5.14
I. Business costs of crime					5.57	5.40	4.51
Area 3. Sound Money	1.60	4.58	5.82	7.38	7.13	7.19	7.06
A. Money growth	3.23 (33.84)	4.46 (27.69)	7.46 (12.72)	6.06 (19.71)	6.15 (19.24)	6.49 (17.56)	6.42 (17.91)
B. Standard deviation of inflation	3.17 (17.07)	8.00 (4.99)	5.85 (10.37)	6.47 (8.83)	9.50 (1.24)	9.10 (2.26)	9.13 (2.18)
C. Inflation: most recent year	0.00 (51.13)	5.87 (20.66)	4.96 (25.19)	6.98 (15.12)	7.86 (10.71)	8.17 (9.16)	7.68 (11.61)
D. Freedom to own foreign currency bank accounts	0.00	0.00	5.00	10.00	5.00	5.00	5.00
Area 4. Freedom to Trade Internationally	0.00	4.33	6.03	5.79	6.95	6.70	6.62
A. Tariffs	0.00	4.38	6.54	5.48	7.15	7.29	7.31
(i) Revenue from trade taxes (% of trade sector)	0.00 (17.30)	2.27 (11.60)	6.93 (4.60)	6.86 (4.71)	6.86 (4.71)	7.29 (4.07)	7.29 (4.07)
(ii) Mean tariff rate		6.50 (17.50)	6.93 (4.60)	7.36 (13.20)	7.40 (13.00)	7.40 (13.00)	7.42 (12.90)
(iii) Standard deviation of tariff rates			5.72 (10.70)	2.23 (19.43)	7.19 (7.02)	7.19 (7.02)	7.21 (6.97)
B. Regulatory trade barriers				5.78	6.64	5.52	5.38
(i) Non-tariff trade barriers					6.52	5.09	4.76
(ii) Compliance costs of importing and exporting				5.78	6.76	5.95	6.01
C. Black-market exchange rates	0.00	8.60	10.00	10.00	10.00	10.00	10.00
D. Controls of the movement of capital and people	0.00	0.00	1.54	1.90	4.01	3.98	3.80
(i) Foreign ownership / investment restrictions					6.62	6.54	5.64
(ii) Capital controls	0.00	0.00	1.54	2.31	3.85	3.85	3.85
(iii) Freedom of foreigners to visit				1.50	1.55	1.55	1.93
Area 5. Regulation	4.40	5.21	5.80	7.56	6.81	6.23	6.61
A. Credit Market regulations	1.76	3.93	4.93	9.09	7.72	6.00	7.56
(i) Ownership of banks	2.00	2.00	5.00	8.00	8.00	8.00	8.00
(ii) Private sector credit	3.29	7.79	4.85	9.27	5.15	0.00	4.67
(iii) Interest rate controls (negative real interest rates)	0.00	2.00		10.00	10.00	10.00	10.00
B. Labor Market regulations				7.00	6.52	6.56	5.92
(i) Hiring regulations and minimum wage				10.00	10.00	10.00	8.90
(ii) Hiring and firing regulations					5.28	5.91	4.79
(iii) Centralized collective bargaining					5.83	5.47	3.81
(iv) Hours regulations				8.00	8.00	8.00	8.00
(v) Mandated cost of worker dismissal				0.00	0.00	0.00	0.00
(vi) Conscription	10.00	10.00	10.00	10.00	10.00	10.00	10.00
C. Business regulations				6.60	6.19	6.13	6.35
(i) Administrative requirements					4.32	4.16	4.07
(ii) Bureaucracy costs					5.60	5.60	5.60
(iii) Starting a business				6.81	9.42	9.37	9.34
(iv) Extra payments / bribes / favoritism					3.98	3.73	3.94
(v) Licensing restrictions				6.41	6.35	6.43	7.64
(vi) Cost of tax compliance				6.59	7.49	7.49	7.49

Greece

	1980	1990	2000	2005	2010	2012	2013
	Rating (Rank)	Rating (Rank)	Rating (Rank)	Rating (Rank)	Rating (Rank)	Rating (Rank)	Rating (Rank)
Summary Ratings (Rank)	5.72 (36)	5.95 (43)	6.93 (48)	7.38 (41)	6.80 (82)	6.68 (93)	6.87 (85)
	Rating (Data)	Rating (Data)	Rating (Data)	Rating (Data)	Rating (Data)	Rating (Data)	Rating (Data)
Area 1. Size of Government	5.76	4.81	4.95	6.77	5.72	5.10	4.84
A. Government consumption	7.44 (14.69)	6.69 (17.25)	6.57 (17.67)	6.71 (17.17)	4.82 (23.60)	4.88 (23.40)	5.32 (21.90)
B. Transfers and subsidies	8.59 (5.69)	4.55 (20.50)	5.23 (18.00)	5.35 (17.55)	4.05 (22.33)	3.53 (24.26)	3.53 (24.26)
C. Government enterprises and investment	4.00 (32.00)	4.00 (37.50)	4.00 (35.80)	10.00 (13.64)	8.00 (18.28)	7.00 (20.67)	7.00 (23.32)
D. Top marginal tax rate	3.00	4.00	4.00	5.00	6.00	5.00	3.50
(i) Top marginal income tax rate	3.00 (60)	4.00 (50)	5.00 (42)	5.00 (40)	6.00 (40)	5.00 (49)	5.00 (46)
(ii) Top marginal income and payroll tax rate		4.00 (50)	3.00 (50)	5.00 (40)	6.00 (40)	5.00 (49)	2.00 (64)
Area 2. Legal System and Property Rights	5.57	6.76	5.70	6.74	5.51	5.37	5.80
A. Judicial independence			6.35	5.63	3.89	4.02	4.43
B. Impartial courts			5.68	5.45	2.98	2.60	2.85
C. Protection of property rights			4.83	7.24	5.77	4.82	4.84
D. Military interference in rule of law and politics			6.67	7.64	8.33	8.33	8.33
E. Integrity of the legal system			5.00	7.50	7.50	7.50	7.50
F. Legal enforcement of contracts				4.13	4.13	4.13	4.13
G. Regulatory costs of the sale of real property				8.27	5.72	5.78	8.01
H. Reliability of police				6.69	5.03	5.07	5.63
I. Business costs of crime				8.12	6.26	6.10	6.51
Area 3. Sound Money	7.12	6.89	9.32	9.56	9.67	9.57	9.53
A. Money growth	7.94 (10.30)	7.05 (14.74)	8.70 (6.52)	9.10 (4.49)	9.99 (-0.07)	9.20 (-4.02)	9.06 (-4.69)
B. Standard deviation of inflation	9.06 (2.35)	9.05 (2.37)	9.21 (1.97)	9.85 (0.37)	9.62 (0.96)	9.40 (1.50)	9.24 (1.89)
C. Inflation: most recent year	6.46 (17.69)	6.47 (17.67)	9.37 (3.17)	9.29 (3.56)	9.06 (4.71)	9.70 (1.50)	9.82 (-0.92)
D. Freedom to own foreign currency bank accounts	5.00	5.00	10.00	10.00	10.00	10.00	10.00
Area 4. Freedom to Trade Internationally	6.22	6.60	9.05	7.75	7.57	7.58	7.59
A. Tariffs	8.05	8.41	9.18	8.39	8.34	8.21	8.25
(i) Revenue from trade taxes (% of trade sector)	7.87 (3.20)	9.60 (0.60)	9.78 (0.33)	9.59 (0.62)	9.63 (0.55)	9.63 (0.55)	9.64 (0.54)
(ii) Mean tariff rate	8.24 (8.80)	8.52 (7.40)	9.78 (0.33)	9.46 (2.70)	8.98 (5.10)	8.90 (5.50)	8.90 (5.50)
(iii) Standard deviation of tariff rates		7.12 (7.20)	8.24 (4.40)	6.13 (9.67)	6.41 (8.98)	6.11 (9.74)	6.22 (9.46)
B. Regulatory trade barriers			8.73	7.01	6.87	7.19	7.34
(i) Non-tariff trade barriers			7.95	7.10	6.82	6.49	6.64
(ii) Compliance costs of importing and exporting			9.50	6.93	6.93	7.89	8.03
C. Black-market exchange rates	8.60	9.40	10.00	10.00	10.00	10.00	10.00
D. Controls of the movement of capital and people	2.00	2.00	8.30	5.58	5.05	4.91	4.77
(i) Foreign ownership / investment restrictions			8.91	6.49	4.89	4.47	4.58
(ii) Capital controls	2.00	2.00	7.69	3.85	3.85	3.85	3.85
(iii) Freedom of foreigners to visit				6.40	6.42	6.42	5.87
Area 5. Regulation	3.93	4.66	5.61	6.07	5.51	5.76	6.56
A. Credit Market regulations	4.24	5.63	7.67	8.07	6.00	6.46	8.71
(i) Ownership of banks	2.00	5.00	5.00	8.00	8.00	8.00	8.00
(ii) Private sector credit	4.73	3.90	8.02	6.20	0.00	1.39	8.12
(iii) Interest rate controls (negative real interest rates)	6.00	8.00	10.00	10.00	10.00	10.00	10.00
B. Labor Market regulations	3.61	3.69	3.38	4.01	4.52	4.53	4.63
(i) Hiring regulations and minimum wage			4.07	5.60	5.57	5.57	5.57
(ii) Hiring and firing regulations		4.81	2.33	2.93	3.27	4.24	4.37
(iii) Centralized collective bargaining	4.49	4.49	4.17	3.48	3.51	4.85	5.32
(iv) Hours regulations	6.33	5.45	6.35	3.30	4.00	4.00	4.00
(v) Mandated cost of worker dismissal				7.78	7.76	5.51	5.51
(vi) Conscription	0.00	0.00	0.00	1.00	3.00	3.00	3.00
C. Business regulations			5.78	6.13	6.02	6.28	6.36
(i) Administrative requirements			6.98	2.79	2.24	2.08	2.41
(ii) Bureaucracy costs			6.40	4.51	5.09	5.09	5.09
(iii) Starting a business			4.08	8.20	9.39	9.50	9.56
(iv) Extra payments / bribes / favoritism			5.65	6.22	3.77	4.04	4.37
(v) Licensing restrictions				8.04	8.16	9.16	8.90
(vi) Cost of tax compliance				7.04	7.49	7.84	7.84

Guatemala

	1980	1990	2000	2005	2010	2012	2013
	Rating (Rank)	Rating (Rank)	Rating (Rank)	Rating (Rank)	Rating (Rank)	Rating (Rank)	Rating (Rank)
Summary Ratings (Rank)	6.33 (22)	5.86 (48)	6.57 (65)	7.22 (51)	7.31 (44)	7.29 (49)	7.45 (33)
	Rating (Data)	Rating (Data)	Rating (Data)	Rating (Data)	Rating (Data)	Rating (Data)	Rating (Data)
Area 1. Size of Government	7.72	8.07	8.53	8.08	8.50	7.75	8.52
A. Government consumption	9.07 (9.16)	9.62 (7.30)	9.66 (7.14)	9.17 (8.81)	8.61 (10.73)	8.50 (11.10)	8.59 (10.80)
B. Transfers and subsidies	9.81 (1.20)	9.65 (1.80)	9.47 (2.46)	9.65 (1.79)	9.88 (0.93)	8.98 (4.24)	8.98 (4.24)
C. Government enterprises and investment	4.00 (37.40)	7.00 (21.00)	8.00 (16.43)	8.00 (15.07)	10.00 (12.18)	8.00 (16.70)	7.00 (20.10)
D. Top marginal tax rate	8.00	6.00	7.00	5.50	5.50	5.50	9.50
(i) Top marginal income tax rate	8.00 (40)	7.00 (34)	7.00 (31)	7.00 (31)	7.00 (31)	7.00 (31)	10.00 (7)
(ii) Top marginal income and payroll tax rate		5.00 (37)	7.00 (34)	4.00 (42)	4.00 (42)	4.00 (42)	9.00 (21)
Area 2. Legal System and Property Rights	2.54	2.44	3.16	4.68	3.93	4.37	4.40
A. Judicial independence				3.80	2.75	3.38	3.32
B. Impartial courts			3.79	3.82	3.13	3.99	4.01
C. Protection of property rights			2.18	5.30	4.31	4.72	4.74
D. Military interference in rule of law and politics			3.33	8.33	6.67	6.67	6.67
E. Integrity of the legal system			3.33	3.89	2.50	3.30	4.17
F. Legal enforcement of contracts				3.39	3.39	3.39	3.39
G. Regulatory costs of the sale of real property				8.94	9.27	9.30	8.30
H. Reliability of police				2.94	2.14	2.99	3.18
I. Business costs of crime				1.67	1.18	1.61	1.80
Area 3. Sound Money	8.95	6.83	7.64	9.17	9.37	9.39	9.48
A. Money growth	9.26 (3.72)	7.15 (14.24)	7.47 (12.64)	8.64 (6.82)	9.14 (4.28)	9.27 (3.64)	9.35 (3.27)
B. Standard deviation of inflation	8.56 (3.61)	3.94 (15.15)	9.28 (1.79)	9.73 (0.68)	9.11 (2.23)	9.03 (2.42)	9.45 (1.37)
C. Inflation: most recent year	8.00 (10.00)	6.24 (18.78)	8.80 (5.98)	8.32 (8.42)	9.23 (3.86)	9.24 (3.78)	9.13 (4.34)
D. Freedom to own foreign currency bank accounts	10.00	10.00	5.00	10.00	10.00	10.00	10.00
Area 4. Freedom to Trade Internationally	5.47	6.44	7.38	7.65	8.15	8.19	8.06
A. Tariffs	3.40	4.33	7.93	6.74	8.54	8.52	8.55
(i) Revenue from trade taxes (% of trade sector)	6.80 (4.80)	7.60 (3.60)	8.36 (2.46)	8.19 (2.71)	9.17 (1.25)	9.29 (1.06)	9.29 (1.06)
(ii) Mean tariff rate	0.00 (50.00)	5.40 (23.00)	8.36 (2.46)	9.46 (2.70)	8.88 (5.60)	8.86 (5.70)	8.88 (5.60)
(iii) Standard deviation of tariff rates		0.00 (26.70)	6.88 (7.80)	2.57 (18.57)	7.58 (6.05)	7.40 (6.50)	7.47 (6.33)
B. Regulatory trade barriers			4.13	6.11	6.65	6.77	6.73
(i) Non-tariff trade barriers			4.13	5.56	5.62	5.86	5.72
(ii) Compliance costs of importing and exporting				6.66	7.68	7.68	7.74
C. Black-market exchange rates	8.00	10.00	10.00	10.00	10.00	10.00	10.00
D. Controls of the movement of capital and people	5.00	5.00	7.46	7.77	7.42	7.46	6.98
(i) Foreign ownership / investment restrictions			7.23	6.84	5.84	5.96	5.85
(ii) Capital controls	5.00	5.00	7.69	8.46	8.46	8.46	8.46
(iii) Freedom of foreigners to visit				8.00	7.97	7.97	6.62
Area 5. Regulation	6.95	5.52	6.15	6.50	6.60	6.74	6.77
A. Credit Market regulations	8.53	8.07	8.52	9.29	9.12	9.04	9.07
(i) Ownership of banks	8.00	8.00	8.00	10.00	10.00	10.00	10.00
(ii) Private sector credit	9.58	8.22	8.56	8.87	7.35	8.11	8.20
(iii) Interest rate controls (negative real interest rates)	8.00	8.00	9.00	9.00	10.00	9.00	9.00
B. Labor Market regulations			4.77	4.66	4.68	4.80	4.70
(i) Hiring regulations and minimum wage			4.62	5.60	5.57	5.57	4.43
(ii) Hiring and firing regulations			5.25	5.91	5.18	5.40	5.69
(iii) Centralized collective bargaining			6.22	6.84	7.06	7.56	7.82
(iv) Hours regulations				6.00	6.00	6.00	6.00
(v) Mandated cost of worker dismissal				0.64	1.27	1.27	1.27
(vi) Conscription	10.00	0.00	3.00	3.00	3.00	3.00	3.00
C. Business regulations			5.17	5.54	6.00	6.37	6.55
(i) Administrative requirements			6.10	3.86	4.33	4.22	4.38
(ii) Bureaucracy costs			4.53	4.64	5.90	5.90	5.90
(iii) Starting a business			5.12	8.41	8.19	8.82	9.08
(iv) Extra payments / bribes / favoritism			4.94	6.00	4.18	4.53	4.46
(v) Licensing restrictions				4.16	7.25	8.42	8.33
(vi) Cost of tax compliance				6.14	6.14	6.35	7.13

Guinea

	1980	1990	2000	2005	2010	2012	2013
	Rating (Rank)	Rating (Rank)	Rating (Rank)	Rating (Rank)	Rating (Rank)	Rating (Rank)	Rating (Rank)
Summary Ratings (Rank)							5.62 (145)
	Rating (Data)	Rating (Data)	Rating (Data)	Rating (Data)	Rating (Data)	Rating (Data)	Rating (Data)
Area 1. Size of Government							6.40
A. Government consumption							9.21 (8.70)
B. Transfers and subsidies							
C. Government enterprises and investment							6.00 (26.60)
D. Top marginal tax rate							4.00
(i) Top marginal income tax rate							5.00 (40)
(ii) Top marginal income and payroll tax rate							3.00 (48)
Area 2. Legal System and Property Rights							3.68
A. Judicial independence							1.72
B. Impartial courts							2.25
C. Protection of property rights							2.71
D. Military interference in rule of law and politics							3.00
E. Integrity of the legal system							
F. Legal enforcement of contracts							5.65
G. Regulatory costs of the sale of real property							6.34
H. Reliability of police							3.39
I. Business costs of crime							4.35
Area 3. Sound Money							5.97
A. Money growth							3.95 (30.23)
B. Standard deviation of inflation							7.31 (6.72)
C. Inflation: most recent year							7.62 (11.89)
D. Freedom to own foreign currency bank accounts							5.00
Area 4. Freedom to Trade Internationally							5.14
A. Tariffs							7.41
(i) Revenue from trade taxes (% of trade sector)							
(ii) Mean tariff rate							7.62 (11.90)
(iii) Standard deviation of tariff rates							7.19 (7.02)
B. Regulatory trade barriers							5.13
(i) Non-tariff trade barriers							5.05
(ii) Compliance costs of importing and exporting							5.21
C. Black-market exchange rates							5.80
D. Controls of the movement of capital and people							2.24
(i) Foreign ownership / investment restrictions							4.14
(ii) Capital controls							0.83
(iii) Freedom of foreigners to visit							1.75
Area 5. Regulation							6.90
A. Credit Market regulations							10.00
(i) Ownership of banks							
(ii) Private sector credit							10.00
(iii) Interest rate controls (negative real interest rates)							
B. Labor Market regulations							5.35
(i) Hiring regulations and minimum wage							6.67
(ii) Hiring and firing regulations							4.04
(iii) Centralized collective bargaining							7.24
(iv) Hours regulations							6.00
(v) Mandated cost of worker dismissal							8.13
(vi) Conscription							0.00
C. Business regulations							5.36
(i) Administrative requirements							4.17
(ii) Bureaucracy costs							
(iii) Starting a business							7.51
(iv) Extra payments / bribes / favoritism							1.83
(v) Licensing restrictions							8.21
(vi) Cost of tax compliance							5.07

Guinea-Bissau

	1980	1990	2000	2005	2010	2012	2013
	Rating (Rank)	Rating (Rank)	Rating (Rank)	Rating (Rank)	Rating (Rank)	Rating (Rank)	Rating (Rank)
Summary Ratings (Rank)		2.98 (110)	4.43 (120)	4.86 (134)	5.45 (143)	6.06 (129)	6.12 (130)
	Rating (Data)	Rating (Data)	Rating (Data)	Rating (Data)	Rating (Data)	Rating (Data)	Rating (Data)
Area 1. Size of Government		4.32	4.56	2.87	5.46	7.28	7.35
A. Government consumption		8.65 (10.59)	9.11 (9.02)	5.74 (20.48)	8.93 (9.64)	7.85 (13.32)	8.05 (12.61)
B. Transfers and subsidies							
C. Government enterprises and investment		0.00 (91.40)	0.00 (88.30)	0.00 (54.56)	2.00 (49.15)	4.00 (30.70)	4.00 (30.70)
D. Top marginal tax rate						10.00	10.00
(i) Top marginal income tax rate						10.00 (20)	10.00 (12)
(ii) Top marginal income and payroll tax rate							
Area 2. Legal System and Property Rights		2.93	2.63	3.17	2.85	3.38	3.35
A. Judicial independence							
B. Impartial courts			2.90	3.20	3.20	2.87	2.70
C. Protection of property rights							
D. Military interference in rule of law and politics			3.33	2.50	0.83	0.83	0.83
E. Integrity of the legal system			1.67	5.00	4.17	4.17	4.17
F. Legal enforcement of contracts				3.48	3.48	3.48	3.48
G. Regulatory costs of the sale of real property				1.67	2.55	5.55	5.55
H. Reliability of police							
I. Business costs of crime							
Area 3. Sound Money	5.43	0.88	3.26	6.59	6.26	6.59	6.64
A. Money growth		0.00 (105.63)	1.65 (41.76)	9.11 (-4.45)	7.40 (13.00)	8.35 (8.24)	7.90 (10.52)
B. Standard deviation of inflation	8.61 (3.48)	0.00 (28.57)	3.10 (17.24)	7.93 (5.17)	8.16 (4.60)	8.42 (3.94)	8.80 (3.00)
C. Inflation: most recent year	7.67 (11.63)	3.54 (32.31)	8.27 (8.64)	9.33 (3.33)	9.50 (2.52)	9.57 (2.13)	9.86 (0.70)
D. Freedom to own foreign currency bank accounts	0.00	0.00	0.00	0.00	0.00	0.00	0.00
Area 4. Freedom to Trade Internationally			5.87	6.35	6.18	6.13	6.28
A. Tariffs			7.60	8.44	7.45	7.45	7.45
(i) Revenue from trade taxes (% of trade sector)							
(ii) Mean tariff rate				7.22 (13.90)	7.62 (11.90)	7.62 (11.90)	7.62 (11.90)
(iii) Standard deviation of tariff rates				9.66 (0.84)	7.29 (6.78)	7.29 (6.78)	7.29 (6.78)
B. Regulatory trade barriers				6.57	6.86	6.69	6.69
(i) Non-tariff trade barriers							
(ii) Compliance costs of importing and exporting				6.57	6.86	6.69	6.69
C. Black-market exchange rates		8.20	10.00	10.00	10.00	10.00	10.00
D. Controls of the movement of capital and people	0.00	5.00	0.00	0.38	0.38	0.38	0.97
(i) Foreign ownership / investment restrictions							
(ii) Capital controls	0.00	5.00	0.00	0.77	0.77	0.77	0.77
(iii) Freedom of foreigners to visit				0.00	0.00	0.00	1.17
Area 5. Regulation		3.77	5.83	5.32	6.49	6.90	6.98
A. Credit Market regulations		3.87	10.00	9.08	8.74	9.71	9.29
(i) Ownership of banks				10.00	10.00	10.00	10.00
(ii) Private sector credit		7.75	10.00	7.23	7.49	9.41	8.58
(iii) Interest rate controls (negative real interest rates)		0.00	10.00	10.00			
B. Labor Market regulations				3.13	3.46	3.46	3.46
(i) Hiring regulations and minimum wage				3.30	3.33	3.33	3.33
(ii) Hiring and firing regulations							
(iii) Centralized collective bargaining							
(iv) Hours regulations				7.30	8.00	8.00	8.00
(v) Mandated cost of worker dismissal				1.93	2.52	2.52	2.52
(vi) Conscription		0.00	0.00	0.00	0.00	0.00	0.00
C. Business regulations				3.76	7.28	7.54	8.18
(i) Administrative requirements							
(ii) Bureaucracy costs							
(iii) Starting a business				0.00	7.88	8.04	7.87
(iv) Extra payments / bribes / favoritism							
(v) Licensing restrictions				3.62	6.28	6.91	8.99
(vi) Cost of tax compliance				7.67	7.67	7.67	7.67

Guyana

	1980	1990	2000	2005	2010	2012	2013
	Rating (Rank)	Rating (Rank)	Rating (Rank)	Rating (Rank)	Rating (Rank)	Rating (Rank)	Rating (Rank)
Summary Ratings (Rank)			6.72 (58)	5.88 (120)	6.25 (122)	6.43 (111)	6.28 (124)
	Rating (Data)	Rating (Data)	Rating (Data)	Rating (Data)	Rating (Data)	Rating (Data)	Rating (Data)
Area 1. Size of Government		4.04	3.85	3.79	4.28	5.18	5.14
A. Government consumption	2.82 (30.41)	7.11 (15.83)	5.54 (21.15)	3.87 (26.83)	7.34 (15.04)	8.03 (12.70)	7.91 (13.10)
B. Transfers and subsidies							
C. Government enterprises and investment		2.00 (47.90)	0.00 (58.07)	2.00 (41.15)	0.00 (53.56)	2.00 (46.51)	2.00 (46.51)
D. Top marginal tax rate		3.00	6.00	5.50	5.50	5.50	5.50
(i) Top marginal income tax rate		3.00 (50)	7.00 (33)	7.00 (33)	7.00 (33)	7.00 (33)	7.00 (33)
(ii) Top marginal income and payroll tax rate		3.00 (50)	5.00 (39)	4.00 (41)	4.00 (41)	4.00 (44)	4.00 (44)
Area 2. Legal System and Property Rights	2.23	3.41	7.48	3.91	4.44	4.68	4.57
A. Judicial independence				3.01	3.77	4.16	4.04
B. Impartial courts			5.79	2.40	3.75	4.37	4.16
C. Protection of property rights				3.95	4.42	4.81	4.60
D. Military interference in rule of law and politics			10.00	6.67	6.67	6.67	6.67
E. Integrity of the legal system			6.67	4.17	2.50	2.50	2.50
F. Legal enforcement of contracts				4.55	4.55	4.55	4.55
G. Regulatory costs of the sale of real property				7.85	7.07	7.07	7.07
H. Reliability of police				1.47	3.69	3.00	2.99
I. Business costs of crime				1.11	3.54	5.01	4.50
Area 3. Sound Money	5.82	2.19	7.87	7.72	7.96	7.95	7.92
A. Money growth	8.55 (7.26)	1.87 (40.67)	9.25 (3.74)	8.47 (7.64)	8.44 (7.79)	8.30 (8.52)	8.44 (7.79)
B. Standard deviation of inflation	7.07 (7.32)	0.00 (53.12)	8.47 (3.83)	8.80 (3.01)	8.81 (2.97)	8.98 (2.55)	8.62 (3.44)
C. Inflation: most recent year	7.64 (11.78)	6.90 (15.51)	8.77 (6.15)	8.61 (6.93)	9.58 (2.09)	9.52 (2.39)	9.63 (1.83)
D. Freedom to own foreign currency bank accounts	0.00	0.00	5.00	5.00	5.00	5.00	5.00
Area 4. Freedom to Trade Internationally	2.93		7.51	6.96	7.01	7.02	7.01
A. Tariffs	8.80		6.60	6.49	6.47	6.47	6.48
(i) Revenue from trade taxes (% of trade sector)	8.80 (1.80)						
(ii) Mean tariff rate				7.78 (11.10)	7.82 (10.90)	7.82 (10.90)	7.76 (11.20)
(iii) Standard deviation of tariff rates				5.20 (11.99)	5.12 (12.21)	5.12 (12.21)	5.21 (11.98)
B. Regulatory trade barriers				6.38	6.35	6.35	6.39
(i) Non-tariff trade barriers				5.99	5.49	5.50	5.58
(ii) Compliance costs of importing and exporting				6.78	7.20	7.20	7.20
C. Black-market exchange rates	0.00	8.20	9.00	9.49	10.00	10.00	10.00
D. Controls of the movement of capital and people	0.00	5.00	6.92	5.49	5.23	5.27	5.15
(i) Foreign ownership / investment restrictions				5.85	5.36	5.48	5.34
(ii) Capital controls	0.00	5.00	6.92	6.92	6.67	6.67	6.67
(iii) Freedom of foreigners to visit				3.70	3.65	3.65	3.44
Area 5. Regulation			6.91	7.02	7.57	7.33	6.78
A. Credit Market regulations	3.02	4.61	8.21	8.21	8.43	7.52	6.33
(i) Ownership of banks				10.00	10.00	10.00	10.00
(ii) Private sector credit	3.02	4.61	7.42	5.62	6.29	3.56	0.00
(iii) Interest rate controls (negative real interest rates)			9.00	9.00	9.00	9.00	9.00
B. Labor Market regulations				7.12	8.13	8.27	7.79
(i) Hiring regulations and minimum wage				6.70	10.00	10.00	8.90
(ii) Hiring and firing regulations				6.00	6.31	6.34	5.46
(iii) Centralized collective bargaining				6.50	6.79	7.60	6.68
(iv) Hours regulations				8.70	10.00	10.00	10.00
(v) Mandated cost of worker dismissal				4.81	5.68	5.68	5.68
(vi) Conscription		10.00	10.00	10.00	10.00	10.00	10.00
C. Business regulations				5.73	6.16	6.21	6.21
(i) Administrative requirements				2.54	4.29	4.62	4.34
(ii) Bureaucracy costs				5.21	5.36	5.36	5.36
(iii) Starting a business				7.47	9.01	9.23	9.27
(iv) Extra payments / bribes / favoritism				4.26	3.54	3.19	3.39
(v) Licensing restrictions				8.11	7.71	7.71	7.74
(vi) Cost of tax compliance				6.77	7.05	7.13	7.13

Haiti

	1980	1990	2000	2005	2010	2012	2013
	Rating (Rank)	Rating (Rank)	Rating (Rank)	Rating (Rank)	Rating (Rank)	Rating (Rank)	Rating (Rank)
Summary Ratings (Rank)	5.38 (50)	4.99 (79)	6.89 (49)	6.72 (76)	6.50 (103)	6.46 (109)	6.83 (90)
	Rating (Data)	Rating (Data)	Rating (Data)	Rating (Data)	Rating (Data)	Rating (Data)	Rating (Data)
Area 1. Size of Government	8.27	6.85	8.34	8.90	8.48	8.58	8.57
A. Government consumption	8.54 (10.96)	9.54 (7.58)	5.10 (22.65)	9.69 (7.05)	9.01 (9.35)	9.39 (8.08)	9.35 (8.21)
B. Transfers and subsidies			9.92 (0.81)	9.92 (0.81)	9.92 (0.81)	9.92 (0.81)	9.92 (0.81)
C. Government enterprises and investment	8.00 (19.00)	2.00 (42.00)	10.00 (11.50)	8.00 (18.70)	7.00 (24.90)	7.00 (24.90)	7.00
D. Top marginal tax rate		9.00		8.00	8.00	8.00	8.00
(i) Top marginal income tax rate		9.00 (30)		8.00 (30)	8.00 (30)	8.00 (30)	8.00 (30)
(ii) Top marginal income and payroll tax rate							
Area 2. Legal System and Property Rights	2.23	1.95	3.78	2.66	2.12	2.36	2.44
A. Judicial independence					1.23	1.73	1.90
B. Impartial courts			2.99	2.70	1.83	2.11	2.13
C. Protection of property rights					1.96	1.89	2.21
D. Military interference in rule of law and politics			5.00	0.00	0.00	0.00	0.00
E. Integrity of the legal system			3.33	3.75	2.50	2.50	2.50
F. Legal enforcement of contracts				4.05	3.88	3.88	3.88
G. Regulatory costs of the sale of real property				2.80	2.83	2.63	2.67
H. Reliability of police					2.64	3.27	3.36
I. Business costs of crime					2.26	3.20	3.30
Area 3. Sound Money	7.70	8.46	8.37	7.99	8.03	7.12	7.79
A. Money growth	8.40 (7.99)	8.94 (5.30)	7.87 (10.67)	7.07 (14.63)	6.46 (17.68)	7.57 (12.17)	7.95 (10.25)
B. Standard deviation of inflation	6.67 (8.33)	7.00 (7.50)	8.38 (4.06)	8.05 (4.88)	6.78 (8.05)	7.17 (7.08)	9.38 (1.56)
C. Inflation: most recent year	5.72 (21.39)	7.92 (10.41)	7.26 (13.71)	6.85 (15.73)	8.86 (5.70)	8.74 (6.28)	8.83 (5.85)
D. Freedom to own foreign currency bank accounts	10.00	10.00	10.00	10.00	10.00	5.00	5.00
Area 4. Freedom to Trade Internationally	3.31	1.84	6.67	6.69	6.85	7.04	7.90
A. Tariffs	3.93	5.53	8.00	8.81	8.40	8.80	8.36
(i) Revenue from trade taxes (% of trade sector)	3.40 (9.90)	5.53 (6.70)					
(ii) Mean tariff rate	4.46 (27.70)			9.44 (2.80)	9.06 (4.70)	9.44 (2.80)	9.04 (4.80)
(iii) Standard deviation of tariff rates				8.17 (4.56)	7.74 (5.64)	8.15 (4.62)	7.68 (5.81)
B. Regulatory trade barriers				3.42	4.81	5.04	5.60
(i) Non-tariff trade barriers					4.15	4.62	5.01
(ii) Compliance costs of importing and exporting				3.42	5.46	5.46	6.19
C. Black-market exchange rates	6.00	0.00	10.00	10.00	10.00	10.00	10.00
D. Controls of the movement of capital and people	0.00	0.00	2.00	4.55	4.18	4.31	7.66
(i) Foreign ownership / investment restrictions					3.32	3.70	3.75
(ii) Capital controls	0.00	0.00	2.00	9.09	9.23	9.23	9.23
(iii) Freedom of foreigners to visit				0.00	0.00	0.00	10.00
Area 5. Regulation		5.82	7.32	7.36	7.01	7.21	7.43
A. Credit Market regulations	10.00	4.97	9.44	8.30	8.17	8.32	8.08
(i) Ownership of banks							
(ii) Private sector credit	10.00	9.94	9.88	8.61	8.33	7.64	7.17
(iii) Interest rate controls (negative real interest rates)		0.00	9.00	8.00	8.00	9.00	9.00
B. Labor Market regulations				8.56	8.20	8.15	8.10
(i) Hiring regulations and minimum wage				7.80	6.67	6.67	6.67
(ii) Hiring and firing regulations					5.09	5.09	5.06
(iii) Centralized collective bargaining					7.46	7.16	6.88
(iv) Hours regulations				8.00	10.00	10.00	10.00
(v) Mandated cost of worker dismissal				8.42	10.00	10.00	10.00
(vi) Conscription	10.00	10.00	10.00	10.00	10.00	10.00	10.00
C. Business regulations				5.23	4.66	5.15	6.10
(i) Administrative requirements					2.70	3.95	3.75
(ii) Bureaucracy costs					7.93	7.93	7.93
(iii) Starting a business				3.91	3.29	4.05	4.25
(iv) Extra payments / bribes / favoritism					2.49	3.16	2.99
(v) Licensing restrictions				3.57	3.62	3.87	9.73
(vi) Cost of tax compliance				8.21	7.94	7.94	7.94

Honduras

	1980	1990	2000	2005	2010	2012	2013
	Rating (Rank)	Rating (Rank)	Rating (Rank)	Rating (Rank)	Rating (Rank)	Rating (Rank)	Rating (Rank)
Summary Ratings (Rank)	5.47 (49)	5.74 (50)	6.68 (62)	7.07 (60)	7.26 (53)	7.22 (56)	7.27 (49)
	Rating (Data)	Rating (Data)	Rating (Data)	Rating (Data)	Rating (Data)	Rating (Data)	Rating (Data)
Area 1. Size of Government	6.43	6.38	8.12	8.46	8.21	8.81	8.82
A. Government consumption	7.28 (15.25)	7.00 (16.21)	7.43 (14.75)	7.32 (15.11)	6.34 (18.44)	6.74 (17.10)	6.76 (17.00)
B. Transfers and subsidies		9.54 (2.20)	9.05 (4.00)	10.00 (0.47)	10.00 (0.30)	10.00 (0.44)	10.00 (0.44)
C. Government enterprises and investment	4.00 (37.90)	4.00 (32.50)	7.00 (21.30)	8.00 (17.90)	8.00 (15.40)	10.00 (12.07)	10.00 (14.70)
D. Top marginal tax rate	8.00	5.00	9.00	8.50	8.50	8.50	8.50
(i) Top marginal income tax rate	8.00 (40)	5.00 (46)	9.00 (25)	9.00 (25)	9.00 (25)	9.00 (25)	9.00 (25)
(ii) Top marginal income and payroll tax rate		5.00 (46)	9.00 (25)	8.00 (28)	8.00 (28)	8.00 (28)	8.00 (28)
Area 2. Legal System and Property Rights	2.76	3.50	3.58	3.69	4.29	3.62	4.07
A. Judicial independence				2.44	4.33	3.28	3.05
B. Impartial courts			3.68	3.02	4.06	3.60	4.23
C. Protection of property rights			2.30	4.15	4.55	3.96	4.49
D. Military interference in rule of law and politics			5.00	5.56	5.83	5.00	5.83
E. Integrity of the legal system			3.33	2.50	2.50	2.50	2.50
F. Legal enforcement of contracts				2.86	2.86	2.86	2.86
G. Regulatory costs of the sale of real property				7.41	7.69	7.69	7.71
H. Reliability of police				3.44	4.34	2.25	3.65
I. Business costs of crime				1.87	2.44	1.48	2.27
Area 3. Sound Money	8.76	8.38	8.22	8.85	9.35	9.39	9.39
A. Money growth	8.89 (5.56)	7.23 (13.85)	7.66 (11.70)	7.74 (11.28)	9.20 (4.02)	9.69 (1.57)	9.70 (1.52)
B. Standard deviation of inflation	8.81 (2.97)	7.34 (6.64)	7.42 (6.44)	9.41 (1.49)	9.15 (2.12)	8.91 (2.73)	8.88 (2.80)
C. Inflation: most recent year	7.35 (13.27)	8.95 (5.25)	7.79 (11.06)	8.24 (8.81)	9.06 (4.70)	8.96 (5.20)	8.97 (5.16)
D. Freedom to own foreign currency bank accounts	10.00	10.00	10.00	10.00	10.00	10.00	10.00
Area 4. Freedom to Trade Internationally	3.22	5.33	6.94	7.54	7.54	7.50	7.43
A. Tariffs	3.67	6.00	7.83	8.52	8.44	8.45	8.47
(i) Revenue from trade taxes (% of trade sector)	5.53 (6.70)		8.07 (2.90)	9.42 (0.87)	9.39 (0.92)	9.55 (0.67)	9.55 (0.67)
(ii) Mean tariff rate	1.80 (41.00)	6.00 (20.00)	8.07 (2.90)	8.66 (6.70)	8.90 (5.50)	8.84 (5.80)	8.86 (5.70)
(iii) Standard deviation of tariff rates			7.00 (7.50)	7.49 (6.27)	7.04 (7.39)	6.96 (7.60)	6.99 (7.52)
B. Regulatory trade barriers			3.35	5.76	6.34	6.48	6.54
(i) Non-tariff trade barriers			3.35	4.47	5.39	4.80	4.92
(ii) Compliance costs of importing and exporting				7.05	7.28	8.16	8.16
C. Black-market exchange rates	6.00	10.00	10.00	10.00	10.00	10.00	10.00
D. Controls of the movement of capital and people	0.00	0.00	6.57	5.89	5.37	5.06	4.73
(i) Foreign ownership / investment restrictions			8.53	6.23	6.18	5.25	5.33
(ii) Capital controls	0.00	0.00	4.61	3.85	2.31	2.31	2.31
(iii) Freedom of foreigners to visit				7.60	7.63	7.63	6.54
Area 5. Regulation	6.20	5.08	6.55	6.81	6.89	6.75	6.65
A. Credit Market regulations	6.10	7.77	9.43	9.89	9.10	9.02	8.09
(i) Ownership of banks				10.00	10.00	10.00	10.00
(ii) Private sector credit	8.20	7.54	9.86	9.68	8.30	8.06	5.28
(iii) Interest rate controls (negative real interest rates)	4.00	8.00	9.00	10.00	9.00	9.00	9.00
B. Labor Market regulations			5.72	5.42	5.07	5.01	5.25
(i) Hiring regulations and minimum wage			2.72	0.00	0.00	0.00	0.00
(ii) Hiring and firing regulations			4.50	5.10	4.14	4.10	4.78
(iii) Centralized collective bargaining			5.67	6.27	5.77	5.45	6.18
(iv) Hours regulations				8.00	8.00	8.00	8.00
(v) Mandated cost of worker dismissal				3.14	2.52	2.52	2.52
(vi) Conscription	10.00	0.00	10.00	10.00	10.00	10.00	10.00
C. Business regulations			4.49	5.11	6.49	6.23	6.61
(i) Administrative requirements			5.80	3.00	4.10	3.37	4.04
(ii) Bureaucracy costs			4.88	3.25	5.41	5.41	5.41
(iii) Starting a business			2.85	7.86	9.01	9.03	9.10
(iv) Extra payments / bribes / favoritism			4.42	4.57	4.10	3.61	4.04
(v) Licensing restrictions				6.72	8.83	8.51	9.57
(vi) Cost of tax compliance				5.25	7.49	7.49	7.49

Hong Kong

	1980	1990	2000	2005	2010	2012	2013
	Rating (Rank)	Rating (Rank)	Rating (Rank)	Rating (Rank)	Rating (Rank)	Rating (Rank)	Rating (Rank)
Summary Ratings (Rank)	8.72 (1)	8.73 (1)	8.86 (1)	9.05 (1)	8.96 (1)	8.98 (1)	8.97 (1)
	Rating (Data)	Rating (Data)	Rating (Data)	Rating (Data)	Rating (Data)	Rating (Data)	Rating (Data)
Area 1. Size of Government	9.75	9.31	9.35	9.08	8.93	9.38	9.39
A. Government consumption	9.02 (9.34)	8.36 (11.58)	7.58 (14.22)	7.92 (13.07)	8.25 (11.94)	8.09 (12.50)	8.12 (12.40)
B. Transfers and subsidies	9.97 (0.60)	9.89 (0.90)	9.84 (1.10)	8.41 (6.34)	9.48 (2.42)	9.43 (2.59)	9.43 (2.59)
C. Government enterprises and investment	10.00 (14.80)	10.00 (12.70)	10.00 (14.00)	10.00 (1.38)	8.00 (15.40)	10.00 (12.62)	10.00 (12.62)
D. Top marginal tax rate	10.00	9.00	10.00	10.00	10.00	10.00	10.00
(i) Top marginal income tax rate	10.00 (15)	9.00 (25)	10.00 (17)	10.00 (20)	10.00 (17)	10.00 (17)	10.00 (17)
(ii) Top marginal income and payroll tax rate		9.00 (25)	10.00 (17)	10.00 (20)	10.00 (17)	10.00 (17)	10.00 (17)
Area 2. Legal System and Property Rights	8.13	5.94	7.23	8.20	8.18	7.96	7.95
A. Judicial independence			7.68	8.17	8.47	8.81	8.87
B. Impartial courts			8.85	8.31	7.70	7.84	7.78
C. Protection of property rights			6.30	8.73	8.54	8.50	8.44
D. Military interference in rule of law and politics			5.00	8.33	8.33	8.33	8.33
E. Integrity of the legal system			8.33	7.71	8.33	8.33	8.33
F. Legal enforcement of contracts				7.69	7.07	6.46	6.46
G. Regulatory costs of the sale of real property				7.34	7.97	6.80	6.80
H. Reliability of police				8.59	8.71	8.79	8.69
I. Business costs of crime				8.94	8.51	7.80	7.83
Area 3. Sound Money	8.51	9.02	9.11	9.48	9.31	9.19	9.38
A. Money growth	9.04 (4.80)	8.36 (8.20)	9.46 (-2.71)	8.98 (5.08)	8.21 (8.97)	8.28 (8.62)	9.12 (4.38)
B. Standard deviation of inflation	7.99 (5.03)	8.86 (2.85)	7.73 (5.68)	9.10 (2.25)	9.50 (1.24)	9.29 (1.78)	9.29 (1.78)
C. Inflation: most recent year	7.01 (14.96)	8.86 (5.71)	9.25 (-3.76)	9.82 (0.91)	9.53 (2.34)	9.19 (4.06)	9.13 (4.35)
D. Freedom to own foreign currency bank accounts	10.00	10.00	10.00	10.00	10.00	10.00	10.00
Area 4. Freedom to Trade Internationally	9.94	9.97	9.72	9.52	9.37	9.36	9.11
A. Tariffs	9.83	9.91	9.93	10.00	10.00	10.00	10.00
(i) Revenue from trade taxes (% of trade sector)	9.67 (0.50)	9.73 (0.40)	9.80 (0.30)	10.00 (0.00)	9.99 (0.02)	9.99 (0.02)	9.99 (0.02)
(ii) Mean tariff rate	10.00 (0.00)	10.00 (0.00)	9.80 (0.30)	10.00 (0.00)	10.00 (0.00)	10.00 (0.00)	10.00 (0.00)
(iii) Standard deviation of tariff rates		10.00 (0.00)	10.00 (0.00)	10.00 (0.00)	10.00 (0.00)	10.00 (0.00)	10.00 (0.00)
B. Regulatory trade barriers			9.38	8.94	8.84	8.71	8.43
(i) Non-tariff trade barriers			8.94	8.60	8.25	8.08	7.52
(ii) Compliance costs of importing and exporting			9.83	9.29	9.43	9.35	9.35
C. Black-market exchange rates	10.00	10.00	10.00	10.00	10.00	10.00	10.00
D. Controls of the movement of capital and people	10.00	10.00	9.57	9.14	8.63	8.74	8.02
(i) Foreign ownership / investment restrictions			9.92	8.96	8.19	8.53	8.59
(ii) Capital controls	10.00	10.00	9.23	8.46	7.69	7.69	6.92
(iii) Freedom of foreigners to visit				10.00	10.00	10.00	8.55
Area 5. Regulation	7.25	9.43	8.89	8.98	9.02	9.02	9.03
A. Credit Market regulations	10.00	9.94	9.70	10.00	10.00	10.00	10.00
(i) Ownership of banks	10.00	10.00	10.00	10.00	10.00	10.00	10.00
(ii) Private sector credit		9.82	9.10	10.00	10.00	10.00	10.00
(iii) Interest rate controls (negative real interest rates)	10.00	10.00	10.00	10.00	10.00	10.00	10.00
B. Labor Market regulations		8.92	8.55	9.15	9.29	9.33	9.30
(i) Hiring regulations and minimum wage				10.00	10.00	10.00	10.00
(ii) Hiring and firing regulations		8.83	7.55	6.90	7.78	8.05	7.88
(iii) Centralized collective bargaining	7.93	7.93	8.99	8.90	8.46	8.41	8.44
(iv) Hours regulations			7.68	10.00	10.00	10.00	10.00
(v) Mandated cost of worker dismissal				9.07	9.50	9.50	9.50
(vi) Conscription	10.00	10.00	10.00	10.00	10.00	10.00	10.00
C. Business regulations			8.40	7.80	7.77	7.73	7.79
(i) Administrative requirements			8.54	6.38	6.70	6.54	6.59
(ii) Bureaucracy costs			7.25	4.57	3.05	3.05	3.05
(iii) Starting a business			9.02	9.61	9.88	9.91	9.91
(iv) Extra payments / bribes / favoritism			8.81	8.80	8.09	8.02	8.22
(v) Licensing restrictions				8.35	9.79	9.73	9.84
(vi) Cost of tax compliance				9.10	9.10	9.13	9.13

Hungary

	1980	1990	2000	2005	2010	2012	2013
	Rating (Rank)	Rating (Rank)	Rating (Rank)	Rating (Rank)	Rating (Rank)	Rating (Rank)	Rating (Rank)
Summary Ratings (Rank)	4.07 (85)	4.89 (81)	6.56 (66)	7.20 (53)	7.28 (50)	7.30 (47)	7.25 (55)
	Rating (Data)	Rating (Data)	Rating (Data)	Rating (Data)	Rating (Data)	Rating (Data)	Rating (Data)
Area 1. Size of Government	3.77	2.94	3.85	4.64	4.94	5.72	5.45
A. Government consumption	7.53 (14.40)	7.43 (14.75)	7.86 (13.27)	3.19 (29.15)	3.21 (29.07)	3.79 (27.12)	3.71 (27.40)
B. Transfers and subsidies		2.32 (28.70)	5.04 (18.71)	4.86 (19.36)	4.55 (20.52)	4.59 (20.34)	4.59 (20.34)
C. Government enterprises and investment	0.00 (92.60)	0.00 (68.50)	10.00 (14.01)	8.00 (17.53)	8.00 (18.17)	8.00 (19.54)	7.00 (21.98)
D. Top marginal tax rate		2.00	2.50	2.50	4.00	6.50	6.50
(i) Top marginal income tax rate		3.00 (50)	5.00 (40)	5.00 (38)	7.00 (32)	10.00 (16)	10.00 (16)
(ii) Top marginal income and payroll tax rate		1.00 (60)	0.00 (62)	0.00 (64)	1.00 (56)	3.00 (46)	3.00 (46)
Area 2. Legal System and Property Rights		7.25	7.01	6.66	6.34	6.14	6.17
A. Judicial independence			6.51	5.38	4.87	4.76	5.07
B. Impartial courts			6.35	5.36	3.42	2.91	3.14
C. Protection of property rights			5.53	7.44	5.54	4.50	4.56
D. Military interference in rule of law and politics			10.00	10.00	10.00	10.00	10.00
E. Integrity of the legal system			6.67	6.67	6.67	6.67	6.67
F. Legal enforcement of contracts				7.15	6.58	6.58	6.58
G. Regulatory costs of the sale of real property				4.91	8.04	8.04	8.04
H. Reliability of police				5.94	5.41	5.35	5.24
I. Business costs of crime				7.07	6.52	6.43	6.28
Area 3. Sound Money	6.48	5.75	7.16	9.44	9.60	9.52	9.49
A. Money growth	8.26 (8.70)	7.33 (13.34)	7.62 (11.91)	9.49 (2.55)	9.76 (1.19)	9.47 (2.65)	8.55 (7.23)
B. Standard deviation of inflation	8.87 (2.82)	6.87 (7.83)	7.97 (5.08)	8.98 (2.54)	9.60 (1.01)	9.76 (0.61)	9.74 (0.66)
C. Inflation: most recent year	8.79 (6.03)	8.82 (5.91)	8.04 (9.80)	9.29 (3.55)	9.02 (4.88)	8.86 (5.71)	9.65 (1.73)
D. Freedom to own foreign currency bank accounts	0.00	0.00	5.00	10.00	10.00	10.00	10.00
Area 4. Freedom to Trade Internationally	2.22	3.90	7.59	7.97	7.95	7.63	7.62
A. Tariffs	6.67	6.09	7.31	8.39	8.34	8.21	8.25
(i) Revenue from trade taxes (% of trade sector)	6.67 (5.00)	6.57 (5.14)	9.45 (0.83)	9.59 (0.62)	9.63 (0.55)	9.63 (0.55)	9.64 (0.54)
(ii) Mean tariff rate			9.45 (0.83)	9.46 (2.70)	8.98 (5.10)	8.90 (5.50)	8.90 (5.50)
(iii) Standard deviation of tariff rates		5.60 (11.00)	4.12 (14.70)	6.13 (9.67)	6.41 (8.98)	6.11 (9.74)	6.22 (9.46)
B. Regulatory trade barriers			8.52	7.45	7.66	6.74	6.82
(i) Non-tariff trade barriers			8.20	7.30	7.62	5.92	6.09
(ii) Compliance costs of importing and exporting			8.83	7.59	7.70	7.55	7.55
C. Black-market exchange rates	0.00	5.60	10.00	10.00	10.00	10.00	10.00
D. Controls of the movement of capital and people	0.00	0.00	4.53	6.04	5.81	5.58	5.40
(i) Foreign ownership / investment restrictions			8.29	7.86	7.16	6.48	6.48
(ii) Capital controls	0.00	0.00	0.77	3.85	3.85	3.85	3.85
(iii) Freedom of foreigners to visit				6.40	6.42	6.42	5.87
Area 5. Regulation	3.82	4.61	7.19	7.31	7.57	7.50	7.51
A. Credit Market regulations	3.56	4.40	8.88	8.63	9.45	9.59	9.62
(i) Ownership of banks	0.00	2.00	8.00	10.00	10.00	10.00	10.00
(ii) Private sector credit	4.68	5.21	8.65	5.88	8.34	8.76	8.86
(iii) Interest rate controls (negative real interest rates)	6.00	6.00	10.00	10.00	10.00	10.00	10.00
B. Labor Market regulations			5.59	6.84	7.28	6.78	6.85
(i) Hiring regulations and minimum wage			4.65	8.90	7.23	7.23	7.23
(ii) Hiring and firing regulations		7.07	5.50	4.62	5.29	5.23	5.31
(iii) Centralized collective bargaining			6.97	7.49	7.38	6.46	6.80
(iv) Hours regulations			5.85	3.30	6.00	4.00	4.00
(v) Mandated cost of worker dismissal				6.76	7.76	7.76	7.76
(vi) Conscription	0.00	1.00	5.00	10.00	10.00	10.00	10.00
C. Business regulations			7.08	6.46	5.99	6.12	6.07
(i) Administrative requirements			7.42	3.03	2.23	2.40	2.66
(ii) Bureaucracy costs			6.18	6.58	2.96	2.96	2.96
(iii) Starting a business			7.37	8.32	9.76	9.72	9.58
(iv) Extra payments / bribes / favoritism			7.35	7.27	4.84	5.12	4.90
(v) Licensing restrictions				7.36	9.25	9.61	9.44
(vi) Cost of tax compliance				6.19	6.90	6.90	6.90

Iceland

	1980	1990	2000	2005	2010	2012	2013
	Rating (Rank)	Rating (Rank)	Rating (Rank)	Rating (Rank)	Rating (Rank)	Rating (Rank)	Rating (Rank)
Summary Ratings (Rank)	5.15 (57)	6.92 (25)	8.04 (11)	8.13 (8)	6.43 (107)	6.84 (83)	6.87 (85)
	Rating (Data)	Rating (Data)	Rating (Data)	Rating (Data)	Rating (Data)	Rating (Data)	Rating (Data)
Area 1. Size of Government	5.12	6.03	6.07	6.90	4.83	5.07	5.10
A. Government consumption	5.23 (22.21)	4.74 (23.87)	3.44 (28.31)	3.22 (29.04)	1.88 (33.60)	2.35 (32.00)	2.47 (31.60)
B. Transfers and subsidies	7.25 (10.60)	7.38 (10.10)	8.34 (6.60)	7.86 (8.35)	7.42 (9.95)	7.42 (9.98)	7.42 (9.98)
C. Government enterprises and investment	8.00 (15.30)	7.00 (22.20)	7.00 (24.80)	10.00 (10.92)	7.00 (20.00)	7.00 (20.00)	7.00 (20.00)
D. Top marginal tax rate	0.00	5.00	5.50	6.50	3.00	3.50	3.50
(i) Top marginal income tax rate	0.00 (63)	5.00 (40)	6.00 (45)	7.00 (39)	4.00 (46)	4.00 (46)	4.00 (46)
(ii) Top marginal income and payroll tax rate			5.00 (48)	6.00 (42)	2.00 (56)	3.00 (52)	3.00 (52)
Area 2. Legal System and Property Rights	6.83	8.35	9.03	9.05	8.33	8.17	8.15
A. Judicial independence			8.52	8.39	8.05	7.60	7.52
B. Impartial courts			9.02	8.94	6.30	6.00	6.15
C. Protection of property rights			7.62	9.44	6.96	6.97	7.14
D. Military interference in rule of law and politics			10.00	10.00	10.00	10.00	10.00
E. Integrity of the legal system			10.00	10.00	10.00	10.00	10.00
F. Legal enforcement of contracts				7.13	6.82	6.78	6.78
G. Regulatory costs of the sale of real property				9.14	9.14	9.14	8.75
H. Reliability of police				8.83	8.79	8.52	8.55
I. Business costs of crime				9.60	8.94	8.55	8.50
Area 3. Sound Money	2.62	7.08	9.18	8.75	5.92	6.70	6.89
A. Money growth	3.57 (32.16)	5.77 (21.13)	8.16 (9.21)	7.06 (14.68)	5.78 (21.09)	9.39 (-3.04)	9.49 (-2.56)
B. Standard deviation of inflation	6.92 (7.70)	8.81 (2.97)	9.61 (0.97)	8.76 (3.11)	9.00 (2.51)	8.44 (3.89)	8.86 (2.85)
C. Inflation: most recent year	0.00 (52.48)	3.74 (31.30)	8.97 (5.16)	9.17 (4.16)	8.92 (5.40)	8.96 (5.19)	9.22 (3.88)
D. Freedom to own foreign currency bank accounts	0.00	10.00	10.00	10.00	0.00	0.00	0.00
Area 4. Freedom to Trade Internationally	5.69	6.62	8.24	7.12	6.44	6.77	6.58
A. Tariffs	6.87	7.86	8.02	6.05	6.51	6.68	6.21
(i) Revenue from trade taxes (% of trade sector)	5.67 (6.50)	7.34 (3.99)	9.65 (0.53)	9.69 (0.46)	9.75 (0.38)	9.73 (0.40)	9.73 (0.40)
(ii) Mean tariff rate	8.08 (9.60)	9.24 (3.80)	9.65 (0.53)	8.46 (7.70)	8.88 (5.60)	8.90 (5.50)	8.90 (5.40)
(iii) Standard deviation of tariff rates		7.00 (7.50)	4.80 (13.00)	0.00 (38.65)	0.91 (22.74)	1.40 (21.51)	0.00 (182.52)
B. Regulatory trade barriers			8.71	6.95	6.21	6.91	6.74
(i) Non-tariff trade barriers			8.25	5.86	4.73	5.06	4.72
(ii) Compliance costs of importing and exporting			9.17	8.03	7.70	8.76	8.76
C. Black-market exchange rates	8.20	10.00	10.00	10.00	9.48	10.00	10.00
D. Controls of the movement of capital and people	2.00	2.00	6.25	5.46	3.55	3.47	3.36
(i) Foreign ownership / investment restrictions			8.65	6.15	3.47	3.23	3.43
(ii) Capital controls	2.00	2.00	3.85	3.85	0.77	0.77	0.77
(iii) Freedom of foreigners to visit				6.40	6.42	6.42	5.87
Area 5. Regulation	5.50	6.54	7.69	8.84	6.60	7.47	7.62
A. Credit Market regulations	5.20	6.28	8.00	9.67	4.67	7.42	7.89
(i) Ownership of banks	2.00	2.00	5.00	10.00	5.00	5.00	5.00
(ii) Private sector credit	9.61	8.83	10.00	10.00	0.00	7.25	8.67
(iii) Interest rate controls (negative real interest rates)	4.00	8.00	9.00	9.00	9.00	10.00	10.00
B. Labor Market regulations		6.80	6.66	7.97	7.72	7.65	7.67
(i) Hiring regulations and minimum wage			4.76	6.70	5.57	5.57	5.57
(ii) Hiring and firing regulations		5.92	6.03	7.67	7.23	7.20	7.23
(iii) Centralized collective bargaining	4.49	4.49	5.48	6.67	5.51	5.14	5.21
(iv) Hours regulations			7.01	8.00	8.00	8.00	8.00
(v) Mandated cost of worker dismissal				8.79	10.00	10.00	10.00
(vi) Conscription	10.00	10.00	10.00	10.00	10.00	10.00	10.00
C. Business regulations			8.41	8.89	7.43	7.35	7.30
(i) Administrative requirements			6.98	7.24	5.24	4.89	4.60
(ii) Bureaucracy costs			8.43	8.57	3.18	3.18	3.18
(iii) Starting a business			8.25	9.76	9.76	9.79	9.82
(iv) Extra payments / bribes / favoritism			9.99	9.69	8.28	8.16	8.23
(v) Licensing restrictions				9.64	9.68	9.62	9.55
(vi) Cost of tax compliance				8.43	8.43	8.43	8.43

India

	1980	1990	2000	2005	2010	2012	2013
	Rating (Rank)	Rating (Rank)	Rating (Rank)	Rating (Rank)	Rating (Rank)	Rating (Rank)	Rating (Rank)
Summary Ratings (Rank)	5.15 (57)	4.89 (81)	6.32 (75)	6.71 (78)	6.41 (111)	6.59 (102)	6.43 (114)
	Rating (Data)	Rating (Data)	Rating (Data)	Rating (Data)	Rating (Data)	Rating (Data)	Rating (Data)
Area 1. Size of Government	5.00	4.88	6.83	7.42	7.18	7.69	7.55
A. Government consumption	8.34 (11.65)	7.15 (15.68)	6.74 (17.10)	6.95 (16.38)	6.76 (17.00)	7.15 (15.70)	7.09 (15.90)
B. Transfers and subsidies	8.66 (5.40)	8.37 (6.50)	8.59 (5.66)	8.74 (5.14)	8.97 (4.28)	9.11 (3.76)	9.11 (3.76)
C. Government enterprises and investment	2.00 (46.70)	2.00 (42.30)	4.00 (31.40)	7.00 (24.22)	6.00 (25.30)	7.00 (22.30)	6.00 (26.20)
D. Top marginal tax rate	1.00	2.00	8.00	7.00	7.00	7.50	8.00
(i) Top marginal income tax rate	1.00 (60)	2.00 (53)	8.00 (30)	7.00 (34)	7.00 (31)	8.00 (30)	8.00 (34)
(ii) Top marginal income and payroll tax rate		2.00 (53)	8.00 (30)	7.00 (34)	7.00 (31)	7.00 (31)	8.00 (34)
Area 2. Legal System and Property Rights	5.78	4.39	5.99	6.51	5.55	5.60	5.26
A. Judicial independence			7.01	8.16	5.57	6.24	5.35
B. Impartial courts			8.02	6.87	4.69	4.66	4.68
C. Protection of property rights			3.27	7.88	5.49	5.63	5.11
D. Military interference in rule of law and politics			5.00	6.67	6.67	6.67	6.67
E. Integrity of the legal system			6.67	6.67	6.67	6.67	6.67
F. Legal enforcement of contracts				2.59	2.59	2.59	2.59
G. Regulatory costs of the sale of real property				6.28	6.77	6.87	6.81
H. Reliability of police				5.83	5.15	4.95	4.72
I. Business costs of crime				7.60	6.36	6.08	4.74
Area 3. Sound Money	6.29	6.63	6.88	6.84	6.42	6.73	6.72
A. Money growth	9.36 (3.22)	8.58 (7.08)	9.03 (4.86)	8.41 (7.97)	8.93 (5.35)	9.42 (2.91)	9.71 (1.47)
B. Standard deviation of inflation	8.10 (4.76)	9.42 (1.45)	9.29 (1.77)	9.79 (0.53)	9.13 (2.17)	9.35 (1.61)	9.36 (1.60)
C. Inflation: most recent year	7.69 (11.54)	8.50 (7.52)	9.20 (4.01)	9.15 (4.25)	7.60 (11.99)	8.14 (9.31)	7.82 (10.91)
D. Freedom to own foreign currency bank accounts	0.00	0.00	0.00	0.00	0.00	0.00	0.00
Area 4. Freedom to Trade Internationally	3.00	2.67	5.51	6.07	6.25	6.17	6.07
A. Tariffs	0.00	0.00	4.34	5.59	6.38	6.07	6.10
(i) Revenue from trade taxes (% of trade sector)	0.00 (15.50)	0.00 (21.10)	4.49 (8.26)	7.15 (4.27)	7.67 (3.50)	7.75 (3.37)	7.75 (3.37)
(ii) Mean tariff rate	0.00 (74.30)	0.00 (79.20)	4.49 (8.26)	6.60 (17.00)	7.48 (12.60)	7.26 (13.70)	7.30 (13.50)
(iii) Standard deviation of tariff rates		0.00 (45.20)	5.04 (12.40)	3.01 (17.47)	4.00 (14.99)	3.20 (16.99)	3.25 (16.88)
B. Regulatory trade barriers			5.67	6.13	6.45	6.60	6.30
(i) Non-tariff trade barriers			5.35	6.91	5.33	5.63	5.19
(ii) Compliance costs of importing and exporting			5.99	5.34	7.57	7.57	7.41
C. Black-market exchange rates	9.00	8.00	10.00	10.00	10.00	10.00	10.00
D. Controls of the movement of capital and people	0.00	0.00	2.02	2.57	2.15	2.02	1.87
(i) Foreign ownership / investment restrictions			4.05	7.40	6.13	5.74	5.36
(ii) Capital controls	0.00	0.00	0.00	0.00	0.00	0.00	0.00
(iii) Freedom of foreigners to visit				0.30	0.33	0.33	0.25
Area 5. Regulation	5.68	5.89	6.40	6.74	6.67	6.74	6.55
A. Credit Market regulations	5.22	5.52	6.83	7.02	6.67	6.94	6.59
(i) Ownership of banks	0.00	0.00	2.00	2.00	2.00	2.00	2.00
(ii) Private sector credit	7.67	8.56	8.50	9.06	9.00	8.81	7.78
(iii) Interest rate controls (negative real interest rates)	8.00	8.00	10.00	10.00	9.00	10.00	10.00
B. Labor Market regulations		6.26	6.05	7.27	8.05	8.11	6.84
(i) Hiring regulations and minimum wage			4.35	10.00	10.00	10.00	7.77
(ii) Hiring and firing regulations		2.56	1.70	3.31	4.98	5.24	5.23
(iii) Centralized collective bargaining	6.21	6.21	7.72	7.47	7.02	7.15	5.72
(iv) Hours regulations			6.50	8.00	10.00	10.00	6.00
(v) Mandated cost of worker dismissal				4.81	6.30	6.30	6.30
(vi) Conscription	10.00	10.00	10.00	10.00	10.00	10.00	10.00
C. Business regulations			6.32	5.94	5.30	5.18	6.21
(i) Administrative requirements			7.37	3.23	3.29	3.47	4.30
(ii) Bureaucracy costs			7.40	5.17	5.10	5.10	5.10
(iii) Starting a business			5.93	7.03	8.09	8.23	8.60
(iv) Extra payments / bribes / favoritism			4.57	6.62	3.92	3.60	4.15
(v) Licensing restrictions				6.58	4.26	3.40	7.84
(vi) Cost of tax compliance				7.04	7.15	7.28	7.28

Indonesia

	1980	1990	2000	2005	2010	2012	2013
	Rating (Rank)	Rating (Rank)	Rating (Rank)	Rating (Rank)	Rating (Rank)	Rating (Rank)	Rating (Rank)
Summary Ratings (Rank)	4.90 (62)	6.21 (37)	6.05 (85)	6.49 (85)	6.89 (78)	6.89 (81)	7.01 (76)
	Rating (Data)	Rating (Data)	Rating (Data)	Rating (Data)	Rating (Data)	Rating (Data)	Rating (Data)
Area 1. Size of Government	5.27	7.13	7.57	7.59	7.90	7.72	7.72
A. Government consumption	6.84 (16.75)	7.93 (13.04)	8.98 (9.47)	8.47 (11.19)	7.72 (13.75)	7.65 (14.00)	7.65 (14.00)
B. Transfers and subsidies	9.24 (3.30)	9.59 (2.00)	8.30 (6.73)	8.90 (4.55)	9.36 (2.84)	8.72 (5.20)	8.72 (5.20)
C. Government enterprises and investment	2.00 (49.50)	4.00 (32.50)	7.00 (20.70)	7.00 (20.70)	7.00	7.00	7.00
D. Top marginal tax rate	3.00	7.00	6.00	6.00	7.50	7.50	7.50
(i) Top marginal income tax rate	3.00 (50)	7.00 (35)	7.00 (35)	7.00 (35)	8.00 (30)	8.00 (30)	8.00 (30)
(ii) Top marginal income and payroll tax rate		7.00 (35)	5.00 (40)	5.00 (40)	7.00 (35)	7.00 (35)	7.00 (35)
Area 2. Legal System and Property Rights	3.41	4.72	3.36	4.29	4.48	4.66	4.77
A. Judicial independence			3.01	3.01	4.33	4.43	4.77
B. Impartial courts			4.01	3.92	4.53	4.85	4.99
C. Protection of property rights			3.13	4.59	4.94	5.11	5.48
D. Military interference in rule of law and politics			3.33	4.17	4.17	4.17	4.17
E. Integrity of the legal system			3.33	5.00	5.00	5.00	5.00
F. Legal enforcement of contracts				1.17	1.17	1.71	1.91
G. Regulatory costs of the sale of real property				5.81	6.03	6.00	5.93
H. Reliability of police				3.51	4.56	5.04	5.22
I. Business costs of crime				7.40	5.57	5.63	5.46
Area 3. Sound Money	6.54	8.76	6.20	7.39	8.99	8.91	9.13
A. Money growth	6.30 (18.49)	8.03 (9.87)	5.56 (22.19)	8.45 (7.76)	8.66 (6.70)	8.55 (7.27)	8.64 (6.79)
B. Standard deviation of inflation	6.07 (9.82)	7.86 (5.35)	0.00 (27.72)	8.21 (4.48)	8.32 (4.21)	7.94 (5.15)	9.15 (2.11)
C. Inflation: most recent year	3.80 (30.99)	9.14 (4.28)	9.26 (3.72)	7.91 (10.45)	8.97 (5.13)	9.14 (4.28)	8.72 (6.41)
D. Freedom to own foreign currency bank accounts	10.00	10.00	10.00	5.00	10.00	10.00	10.00
Area 4. Freedom to Trade Internationally	5.24	5.29	7.15	6.98	6.77	6.80	7.17
A. Tariffs	6.13	5.88	7.88	7.93	7.89	7.85	7.95
(i) Revenue from trade taxes (% of trade sector)	8.07 (2.90)	8.39 (2.41)	9.65 (0.53)	9.38 (0.93)	9.48 (0.78)	9.05 (1.42)	9.05 (1.42)
(ii) Mean tariff rate	4.20 (29.00)	5.94 (20.30)	9.65 (0.53)	8.70 (6.50)	8.64 (6.80)	8.60 (7.00)	8.62 (6.90)
(iii) Standard deviation of tariff rates		3.32 (16.70)	5.68 (10.80)	5.72 (10.70)	5.54 (11.15)	5.88 (10.29)	6.16 (9.59)
B. Regulatory trade barriers			5.91	6.30	6.29	6.40	6.14
(i) Non-tariff trade barriers			3.82	6.41	5.53	5.51	5.16
(ii) Compliance costs of importing and exporting			8.00	6.20	7.05	7.30	7.12
C. Black-market exchange rates	9.60	10.00	10.00	10.00	10.00	10.00	10.00
D. Controls of the movement of capital and people	0.00	0.00	4.83	3.70	2.91	2.93	4.60
(i) Foreign ownership / investment restrictions			8.12	8.36	5.98	6.05	5.96
(ii) Capital controls	0.00	0.00	1.54	1.54	1.54	1.54	1.54
(iii) Freedom of foreigners to visit				1.20	1.22	1.22	6.29
Area 5. Regulation	4.05	5.17	5.94	6.19	6.29	6.38	6.25
A. Credit Market regulations	3.18	7.08	7.41	8.32	8.15	8.20	8.10
(i) Ownership of banks	0.00	2.00	5.00	5.00	5.00	5.00	5.00
(ii) Private sector credit	7.53	9.25	7.22	9.95	9.46	9.59	9.29
(iii) Interest rate controls (negative real interest rates)	2.00	10.00	10.00	10.00	10.00	10.00	10.00
B. Labor Market regulations			4.97	4.93	4.66	4.78	4.54
(i) Hiring regulations and minimum wage			4.62	2.80	2.23	2.23	1.10
(ii) Hiring and firing regulations		5.56	3.20	4.49	5.28	5.45	5.48
(iii) Centralized collective bargaining			6.18	7.30	5.47	5.97	5.67
(iv) Hours regulations			5.85	10.00	10.00	10.00	10.00
(v) Mandated cost of worker dismissal				0.00	0.00	0.00	0.00
(vi) Conscription	3.00	0.00	5.00	5.00	5.00	5.00	5.00
C. Business regulations			5.45	5.31	6.07	6.17	6.12
(i) Administrative requirements			6.95	6.26	4.28	4.88	4.99
(ii) Bureaucracy costs			5.30	5.85	4.77	4.77	4.77
(iii) Starting a business			5.63	5.85	8.22	8.12	7.98
(iv) Extra payments / bribes / favoritism			3.91	3.13	3.95	3.95	4.37
(v) Licensing restrictions				7.24	8.15	8.18	7.47
(vi) Cost of tax compliance				3.54	7.02	7.10	7.16

Iran

	1980	1990	2000	2005	2010	2012	2013
	Rating (Rank)	Rating (Rank)	Rating (Rank)	Rating (Rank)	Rating (Rank)	Rating (Rank)	Rating (Rank)
Summary Ratings (Rank)	3.61 (97)	4.39 (97)	5.90 (91)	6.37 (96)	6.16 (126)	5.21 (147)	5.43 (147)
	Rating (Data)	Rating (Data)	Rating (Data)	Rating (Data)	Rating (Data)	Rating (Data)	Rating (Data)
Area 1. Size of Government	4.56	5.06	4.92	6.32	6.42	6.40	6.11
A. Government consumption	3.44 (28.29)	7.30 (15.17)	4.68 (24.10)	5.51 (21.28)	6.68 (17.28)	6.62 (17.50)	5.44 (21.50)
B. Transfers and subsidies	8.23 (7.00)	8.94 (4.40)	9.52 (2.26)	8.27 (6.85)	7.99 (7.88)	7.99 (7.88)	7.99 (7.88)
C. Government enterprises and investment	2.00 (44.50)	4.00 (32.50)	4.00 (33.60)	4.00 (33.70)	4.00 (35.30)	4.00 (35.30)	4.00 (35.30)
D. Top marginal tax rate		0.00	1.50	7.50	7.00	7.00	7.00
(i) Top marginal income tax rate		0.00 (75)	2.00 (54)	8.00 (35)	7.00 (35)	7.00 (35)	7.00 (35)
(ii) Top marginal income and payroll tax rate		0.00 (75)	1.00 (57)	7.00 (37)	7.00 (37)	7.00 (37)	7.00 (37)
Area 2. Legal System and Property Rights	1.76	2.20	6.62	6.11	5.78	5.55	5.21
A. Judicial independence					4.69	4.45	3.98
B. Impartial courts			4.86	4.20	3.76	3.46	3.09
C. Protection of property rights					5.63	5.51	4.76
D. Military interference in rule of law and politics			8.33	8.33	8.33	7.50	7.50
E. Integrity of the legal system			6.67	6.67	6.67	6.67	6.67
F. Legal enforcement of contracts				5.51	5.63	5.63	5.63
G. Regulatory costs of the sale of real property				5.84	5.87	5.84	5.85
H. Reliability of police					5.77	5.52	5.05
I. Business costs of crime					5.70	5.38	4.32
Area 3. Sound Money	6.90	8.99	8.00	8.06	8.68	6.47	7.00
A. Money growth	4.64 (26.80)	8.19 (9.07)	7.15 (14.27)	7.69 (11.57)	9.80 (-1.02)	9.80 (-1.02)	9.80 (-1.02)
B. Standard deviation of inflation	7.66 (5.85)	8.73 (3.17)	7.73 (5.67)	7.23 (6.93)	6.94 (7.66)	6.07 (9.83)	6.05 (9.88)
C. Inflation: most recent year	5.32 (23.41)	9.05 (4.73)	7.10 (14.48)	7.31 (13.43)	7.97 (10.14)	0.00 (110.00)	2.15 (39.27)
D. Freedom to own foreign currency bank accounts	10.00	10.00	10.00	10.00	10.00	10.00	10.00
Area 4. Freedom to Trade Internationally	0.98	2.05	5.73	5.62	5.05	2.58	4.12
A. Tariffs	2.93	6.15	8.34	6.92	4.11	4.07	4.07
(i) Revenue from trade taxes (% of trade sector)	0.00 (17.00)	6.43 (5.35)	7.67 (3.49)	7.59 (3.62)	7.52 (3.72)	7.52 (3.72)	7.52 (3.72)
(ii) Mean tariff rate	5.86 (20.70)	5.86 (20.70)	7.67 (3.49)	6.26 (18.70)	4.80 (26.00)	4.68 (26.60)	4.68 (26.60)
(iii) Standard deviation of tariff rates			8.32 (4.20)		0.00 (28.08)	0.00 (28.20)	0.00 (28.20)
B. Regulatory trade barriers				5.55	5.06	5.32	5.31
(i) Non-tariff trade barriers					4.05	4.89	4.87
(ii) Compliance costs of importing and exporting				5.55	6.07	5.76	5.76
C. Black-market exchange rates	0.00	0.00	8.86	10.00	10.00	0.00	5.86
D. Controls of the movement of capital and people	0.00	0.00	0.00	0.00	1.04	0.95	1.25
(i) Foreign ownership / investment restrictions					3.11	2.84	2.66
(ii) Capital controls	0.00	0.00	0.00	0.00	0.00	0.00	0.77
(iii) Freedom of foreigners to visit				0.00	0.00	0.00	0.34
Area 5. Regulation	3.86	3.65	4.23	5.73	4.88	5.03	4.73
A. Credit Market regulations	2.68	3.13	4.67	6.33	4.31	4.78	3.93
(i) Ownership of banks	0.00	0.00	0.00	0.00	0.00	0.00	0.00
(ii) Private sector credit	8.03	9.38	10.00	10.00	8.92	9.35	9.80
(iii) Interest rate controls (negative real interest rates)	0.00	0.00	4.00	9.00	4.00	5.00	2.00
B. Labor Market regulations				4.53	4.63	4.61	4.60
(i) Hiring regulations and minimum wage				8.90	7.77	7.77	7.77
(ii) Hiring and firing regulations					4.39	4.04	3.73
(iii) Centralized collective bargaining					4.11	4.34	4.60
(iv) Hours regulations				7.30	8.00	8.00	8.00
(v) Mandated cost of worker dismissal				1.93	2.52	2.52	2.52
(vi) Conscription	3.00	0.00	0.00	0.00	1.00	1.00	1.00
C. Business regulations				6.32	5.70	5.69	5.66
(i) Administrative requirements					3.04	3.07	2.99
(ii) Bureaucracy costs					5.58	5.58	5.58
(iii) Starting a business				9.04	9.70	9.45	9.58
(iv) Extra payments / bribes / favoritism					4.71	4.62	3.98
(v) Licensing restrictions				3.76	5.06	5.30	5.71
(vi) Cost of tax compliance				6.14	6.14	6.14	6.14

Ireland

	1980	1990	2000	2005	2010	2012	2013
	Rating (Rank)	Rating (Rank)	Rating (Rank)	Rating (Rank)	Rating (Rank)	Rating (Rank)	Rating (Rank)
Summary Ratings (Rank)	6.46 (18)	7.06 (18)	8.20 (9)	8.22 (6)	7.59 (20)	7.90 (7)	7.90 (8)
	Rating (Data)	Rating (Data)	Rating (Data)	Rating (Data)	Rating (Data)	Rating (Data)	Rating (Data)
Area 1. Size of Government	4.67	5.56	6.13	6.64	4.92	5.61	5.63
A. Government consumption	5.31 (21.96)	5.80 (20.27)	5.33 (21.88)	5.12 (22.58)	3.41 (28.40)	3.44 (28.30)	3.53 (28.00)
B. Transfers and subsidies	5.37 (17.50)	5.42 (17.30)	4.20 (21.78)	6.94 (11.73)	5.27 (17.87)	4.98 (18.92)	4.98 (18.92)
C. Government enterprises and investment	7.00 (24.60)	10.00 (11.10)	10.00 (14.59)	10.00 (12.15)	7.00 (21.21)	10.00 (12.37)	10.00 (11.44)
D. Top marginal tax rate	1.00	1.00	5.00	4.50	4.00	4.00	4.00
(i) Top marginal income tax rate	1.00 (60)	1.00 (56)	5.00 (42)	5.00 (42)	5.00 (41)	5.00 (41)	5.00 (41)
(ii) Top marginal income and payroll tax rate		1.00 (57)	5.00 (42)	4.00 (49)	3.00 (55)	3.00 (53)	3.00 (53)
Area 2. Legal System and Property Rights	7.08	7.73	8.97	7.71	7.79	7.93	7.98
A. Judicial independence			8.68	8.57	8.78	8.92	8.79
B. Impartial courts			9.19	7.10	5.81	6.18	6.35
C. Protection of property rights			7.00	9.00	8.31	7.87	8.12
D. Military interference in rule of law and politics			10.00	10.00	10.00	10.00	10.00
E. Integrity of the legal system			10.00	10.00	10.00	10.00	10.00
F. Legal enforcement of contracts				4.95	3.93	3.93	3.93
G. Regulatory costs of the sale of real property				5.90	7.15	8.45	8.55
H. Reliability of police				7.19	8.39	8.53	8.52
I. Business costs of crime				6.71	7.79	7.47	7.51
Area 3. Sound Money	5.93	6.80	9.43	9.65	9.48	9.67	9.72
A. Money growth	8.07 (9.64)	9.25 (3.75)	9.39 (-3.05)	9.73 (1.34)	9.23 (3.87)	9.73 (1.34)	9.76 (1.18)
B. Standard deviation of inflation	8.61 (3.48)	8.97 (2.57)	9.42 (1.44)	9.37 (1.57)	8.89 (2.78)	9.30 (1.76)	9.20 (1.99)
C. Inflation: most recent year	7.06 (14.71)	8.96 (5.18)	8.89 (5.56)	9.51 (2.43)	9.81 (-0.95)	9.66 (1.69)	9.90 (0.50)
D. Freedom to own foreign currency bank accounts	0.00	0.00	10.00	10.00	10.00	10.00	10.00
Area 4. Freedom to Trade Internationally	7.65	7.56	9.18	8.91	8.80	8.65	8.51
A. Tariffs	7.95	7.88	9.18	8.39	8.34	8.21	8.25
(i) Revenue from trade taxes (% of trade sector)	7.67 (3.50)	8.00 (3.00)	9.78 (0.33)	9.59 (0.62)	9.63 (0.55)	9.63 (0.55)	9.64 (0.54)
(ii) Mean tariff rate	8.24 (8.80)	8.52 (7.40)	9.78 (0.33)	9.46 (2.70)	8.98 (5.10)	8.90 (5.50)	8.90 (5.50)
(iii) Standard deviation of tariff rates		7.12 (7.20)	8.24 (4.40)	6.13 (9.67)	6.41 (8.98)	6.11 (9.74)	6.22 (9.46)
B. Regulatory trade barriers			8.93	8.51	8.35	7.72	7.76
(i) Non-tariff trade barriers			8.18	8.19	7.88	6.57	6.58
(ii) Compliance costs of importing and exporting			9.67	8.83	8.83	8.87	8.93
C. Black-market exchange rates	10.00	9.80	10.00	10.00	10.00	10.00	10.00
D. Controls of the movement of capital and people	5.00	5.00	8.61	8.75	8.52	8.67	8.02
(i) Foreign ownership / investment restrictions			8.76	9.10	8.37	8.80	8.89
(ii) Capital controls	5.00	5.00	8.46	8.46	8.46	8.46	8.46
(iii) Freedom of foreigners to visit				8.70	8.74	8.74	6.71
Area 5. Regulation	6.95	7.65	7.30	8.19	6.96	7.62	7.67
A. Credit Market regulations	7.35	8.77	9.00	9.33	6.00	7.93	7.97
(i) Ownership of banks	8.00	8.00	8.00	8.00	8.00	8.00	8.00
(ii) Private sector credit	8.04	8.32	10.00	10.00	0.00	5.78	5.91
(iii) Interest rate controls (negative real interest rates)	6.00	10.00	9.00	10.00	10.00	10.00	10.00
B. Labor Market regulations	6.55	6.53	5.35	7.48	7.94	7.97	7.86
(i) Hiring regulations and minimum wage			4.69	8.90	8.90	8.90	8.90
(ii) Hiring and firing regulations		5.52	3.77	3.95	4.56	5.39	5.35
(iii) Centralized collective bargaining	5.18	6.21	2.93	4.24	5.06	6.08	6.51
(iv) Hours regulations	4.49	4.40	5.34	10.00	10.00	10.00	10.00
(v) Mandated cost of worker dismissal				7.78	9.13	7.46	6.37
(vi) Conscription	10.00	10.00	10.00	10.00	10.00	10.00	10.00
C. Business regulations			7.56	7.76	6.94	6.96	7.19
(i) Administrative requirements			7.20	4.80	4.01	4.92	5.03
(ii) Bureaucracy costs			7.93	6.72	2.44	2.44	2.44
(iii) Starting a business			6.92	9.58	9.58	9.68	9.80
(iv) Extra payments / bribes / favoritism			8.17	8.42	7.90	8.09	8.34
(v) Licensing restrictions				7.86	8.56	7.57	8.46
(vi) Cost of tax compliance				9.15	9.15	9.10	9.10

Israel

	1980	1990	2000	2005	2010	2012	2013
	Rating (Rank)	Rating (Rank)	Rating (Rank)	Rating (Rank)	Rating (Rank)	Rating (Rank)	Rating (Rank)
Summary Ratings (Rank)	3.51 (99)	4.50 (92)	6.76 (54)	7.33 (45)	7.30 (47)	7.33 (42)	7.38 (39)
	Rating (Data)	Rating (Data)	Rating (Data)	Rating (Data)	Rating (Data)	Rating (Data)	Rating (Data)
Area 1. Size of Government	1.82	3.72	2.87	5.84	6.17	6.48	6.46
A. Government consumption	0.00 (43.15)	2.09 (32.90)	2.18 (32.58)	2.11 (32.82)	3.41 (28.40)	3.44 (28.30)	3.38 (28.50)
B. Transfers and subsidies	4.47 (20.80)	5.59 (16.70)	3.92 (22.80)	7.25 (10.58)	7.26 (10.55)	7.46 (9.81)	7.46 (9.81)
C. Government enterprises and investment			10.00 (9.02)	10.00 (7.45)	10.00 (7.63)	10.00 (7.32)	10.00 (8.65)
D. Top marginal tax rate	1.00	3.50	2.50	4.00	4.00	5.00	5.00
(i) Top marginal income tax rate	1.00 (66)	5.00 (48)	4.00 (50)	4.00 (49)	5.00 (46)	5.00 (48)	5.00 (50)
(ii) Top marginal income and payroll tax rate		2.00 (64)	1.00 (62)	4.00 (49)	3.00 (60)	5.00 (48)	5.00 (50)
Area 2. Legal System and Property Rights	4.06	4.39	8.01	6.42	6.16	6.06	5.89
A. Judicial independence			9.19	8.87	8.63	7.94	7.95
B. Impartial courts			9.35	7.14	5.19	5.25	5.06
C. Protection of property rights			6.53	7.94	7.15	6.64	6.35
D. Military interference in rule of law and politics			6.67	4.17	4.17	4.17	4.17
E. Integrity of the legal system			8.33	8.33	8.33	8.33	8.33
F. Legal enforcement of contracts				3.46	3.46	3.46	3.46
G. Regulatory costs of the sale of real property				4.81	5.63	6.07	6.07
H. Reliability of police				6.06	6.02	5.78	5.19
I. Business costs of crime				7.02	6.83	6.87	6.40
Area 3. Sound Money	2.03	3.95	8.09	9.34	8.96	9.39	9.59
A. Money growth	3.13 (34.36)	5.48 (22.59)	9.07 (4.64)	8.44 (7.80)	7.18 (14.12)	8.60 (7.00)	9.31 (3.45)
B. Standard deviation of inflation	0.00 (37.42)	5.32 (11.71)	8.50 (3.74)	9.17 (2.08)	9.20 (2.00)	9.31 (1.73)	9.35 (1.63)
C. Inflation: most recent year	0.00 (134.74)	0.00 (260.00)	9.77 (1.14)	9.73 (1.33)	9.46 (2.69)	9.66 (1.71)	9.69 (1.53)
D. Freedom to own foreign currency bank accounts	5.00	5.00	5.00	10.00	10.00	10.00	10.00
Area 4. Freedom to Trade Internationally	6.13	6.86	8.70	8.46	8.23	7.86	7.91
A. Tariffs	6.60	9.39	9.68	7.86	7.40	7.84	8.28
(i) Revenue from trade taxes (% of trade sector)	6.60 (5.10)	9.39 (0.92)	9.75 (0.37)	9.77 (0.34)	9.69 (0.46)	9.77 (0.35)	9.77 (0.35)
(ii) Mean tariff rate			9.75 (0.37)	9.46 (2.70)	8.72 (6.40)	8.86 (5.70)	9.08 (4.60)
(iii) Standard deviation of tariff rates				4.36 (14.11)	3.79 (15.54)	4.89 (12.77)	5.99 (10.03)
B. Regulatory trade barriers			8.11	7.84	8.03	7.01	7.02
(i) Non-tariff trade barriers			6.88	7.27	7.36	5.31	5.33
(ii) Compliance costs of importing and exporting			9.33	8.41	8.70	8.70	8.70
C. Black-market exchange rates	9.80	9.20	10.00	10.00	10.00	10.00	10.00
D. Controls of the movement of capital and people	2.00	2.00	7.02	8.15	7.49	6.58	6.35
(i) Foreign ownership / investment restrictions			9.42	7.70	7.14	6.71	6.19
(ii) Capital controls	2.00	2.00	4.61	9.17	7.69	5.38	5.38
(iii) Freedom of foreigners to visit				7.60	7.63	7.63	7.46
Area 5. Regulation	3.52	3.58	6.11	6.58	6.97	6.89	7.05
A. Credit Market regulations	1.75	3.81	6.06	7.67	9.26	9.16	9.52
(i) Ownership of banks	0.00	0.00	0.00	5.00	10.00	10.00	10.00
(ii) Private sector credit	5.25	5.43	8.18	8.01	7.79	7.49	8.57
(iii) Interest rate controls (negative real interest rates)	0.00	6.00	10.00	10.00	10.00	10.00	10.00
B. Labor Market regulations		3.35	4.26	4.87	5.28	5.17	5.39
(i) Hiring regulations and minimum wage			4.20	8.90	8.90	8.90	10.00
(ii) Hiring and firing regulations		4.87	5.43	5.74	5.07	5.23	5.29
(iii) Centralized collective bargaining	5.18	5.18	6.17	6.99	7.21	6.38	6.52
(iv) Hours regulations			5.51	6.00	8.00	8.00	8.00
(v) Mandated cost of worker dismissal				1.56	2.52	2.52	2.52
(vi) Conscription	0.00	0.00	0.00	0.00	0.00	0.00	0.00
C. Business regulations			8.01	7.20	6.36	6.33	6.25
(i) Administrative requirements			8.18	4.36	3.81	3.38	3.09
(ii) Bureaucracy costs			7.73	7.30	3.60	3.60	3.60
(iii) Starting a business			7.68	8.86	8.87	9.51	9.55
(iv) Extra payments / bribes / favoritism			8.44	8.40	7.21	6.82	6.37
(v) Licensing restrictions				6.85	7.30	7.34	7.51
(vi) Cost of tax compliance				7.42	7.37	7.37	7.37

Italy

	1980	1990	2000	2005	2010	2012	2013
	Rating (Rank)	Rating (Rank)	Rating (Rank)	Rating (Rank)	Rating (Rank)	Rating (Rank)	Rating (Rank)
Summary Ratings (Rank)	5.58 (43)	6.75 (28)	7.36 (36)	7.37 (43)	7.15 (63)	7.18 (61)	7.13 (68)
	Rating (Data)	Rating (Data)	Rating (Data)	Rating (Data)	Rating (Data)	Rating (Data)	Rating (Data)
Area 1. Size of Government	4.10	3.33	4.62	5.92	5.23	5.40	5.39
A. Government consumption	5.96 (19.75)	5.22 (22.26)	4.84 (23.54)	4.20 (25.71)	4.38 (25.10)	4.68 (24.10)	4.62 (24.30)
B. Transfers and subsidies	4.44 (20.90)	3.11 (25.80)	4.64 (20.17)	4.47 (20.79)	3.56 (24.15)	3.44 (24.58)	3.44 (24.58)
C. Government enterprises and investment	6.00 (25.90)	4.00 (30.30)	10.00 (13.95)	10.00 (14.18)	10.00 (14.62)	10.00 (13.95)	10.00 (13.67)
D. Top marginal tax rate	0.00	1.00	3.00	5.00	3.00	3.50	3.50
(i) Top marginal income tax rate	0.00 (72)	1.00 (66)	3.00 (51)	6.00 (43-45)	5.00 (43-45)	5.00 (47-49)	5.00 (47-49)
(ii) Top marginal income and payroll tax rate		1.00 (66)	3.00 (52)	4.00 (51)	1.00 (61-62)	2.00 (61-62)	2.00 (61-62)
Area 2. Legal System and Property Rights	5.70	7.73	7.66	6.23	5.95	5.93	5.72
A. Judicial independence			4.84	4.31	4.99	4.52	4.23
B. Impartial courts			5.68	3.66	2.73	2.35	1.89
C. Protection of property rights			7.80	6.79	5.42	5.44	5.02
D. Military interference in rule of law and politics			10.00	10.00	10.00	10.00	10.00
E. Integrity of the legal system			10.00	6.67	6.67	6.67	6.67
F. Legal enforcement of contracts				3.18	3.18	3.60	3.60
G. Regulatory costs of the sale of real property				9.29	8.01	8.25	8.25
H. Reliability of police				6.47	6.77	6.68	6.41
I. Business costs of crime				5.67	5.76	5.83	5.44
Area 3. Sound Money	5.55	9.28	9.47	9.52	9.66	9.66	9.83
A. Money growth	7.33 (13.36)	9.20 (4.00)	8.94 (5.29)	8.65 (6.76)	9.33 (3.34)	9.63 (1.86)	9.84 (0.81)
B. Standard deviation of inflation	9.04 (2.41)	9.72 (0.69)	9.43 (1.43)	9.83 (0.41)	9.63 (0.93)	9.63 (0.93)	9.74 (0.66)
C. Inflation: most recent year	5.82 (20.91)	8.20 (9.01)	9.49 (2.54)	9.60 (1.99)	9.69 (1.54)	9.39 (3.04)	9.76 (1.22)
D. Freedom to own foreign currency bank accounts	0.00	10.00	10.00	10.00	10.00	10.00	10.00
Area 4. Freedom to Trade Internationally	8.00	7.83	9.01	8.03	7.83	7.61	7.54
A. Tariffs	8.99	8.48	9.18	8.39	8.34	8.21	8.25
(i) Revenue from trade taxes (% of trade sector)	9.73 (0.40)	9.80 (0.30)	9.78 (0.33)	9.59 (0.62)	9.63 (0.55)	9.63 (0.55)	9.64 (0.54)
(ii) Mean tariff rate	8.24 (8.80)	8.52 (7.40)	9.78 (0.33)	9.46 (2.70)	8.98 (5.10)	8.90 (5.50)	8.90 (5.50)
(iii) Standard deviation of tariff rates		7.12 (7.20)	8.24 (4.40)	6.13 (9.67)	6.41 (8.98)	6.11 (9.74)	6.22 (9.46)
B. Regulatory trade barriers			8.51	7.18	6.89	6.50	6.48
(i) Non-tariff trade barriers			7.68	7.00	6.41	5.56	5.51
(ii) Compliance costs of importing and exporting			9.33	7.36	7.36	7.45	7.45
C. Black-market exchange rates	10.00	10.00	10.00	10.00	10.00	10.00	10.00
D. Controls of the movement of capital and people	5.00	5.00	8.36	6.56	6.10	5.74	5.41
(i) Foreign ownership / investment restrictions			9.04	5.59	4.97	3.88	3.45
(ii) Capital controls	5.00	5.00	7.69	7.69	6.92	6.92	6.92
(iii) Freedom of foreigners to visit				6.40	6.42	6.42	5.87
Area 5. Regulation	4.57	5.56	6.03	7.14	7.07	7.29	7.17
A. Credit Market regulations	5.02	6.93	8.21	8.76	9.28	9.46	9.43
(i) Ownership of banks	5.00	5.00	5.00	8.00	10.00	10.00	10.00
(ii) Private sector credit	6.06	5.80	9.64	8.28	7.84	8.39	8.30
(iii) Interest rate controls (negative real interest rates)	4.00	10.00	10.00	10.00	10.00	10.00	10.00
B. Labor Market regulations	4.12	4.20	3.53	6.49	6.48	6.88	6.55
(i) Hiring regulations and minimum wage			4.01	6.70	3.90	7.23	5.57
(ii) Hiring and firing regulations		2.62	2.10	2.80	3.26	2.59	2.39
(iii) Centralized collective bargaining	4.49	4.49	3.68	3.59	3.70	3.43	3.37
(iv) Hours regulations	6.86	6.69	4.84	6.00	8.00	8.00	8.00
(v) Mandated cost of worker dismissal				9.81	10.00	10.00	10.00
(vi) Conscription	1.00	3.00	3.00	10.00	10.00	10.00	10.00
C. Business regulations			6.34	6.17	5.44	5.53	5.52
(i) Administrative requirements			6.85	1.73	1.81	1.93	1.51
(ii) Bureaucracy costs			6.05	6.08	3.49	3.49	3.49
(iii) Starting a business			5.08	9.34	9.58	9.63	9.69
(iv) Extra payments / bribes / favoritism			7.39	7.44	4.51	4.38	4.31
(v) Licensing restrictions				6.46	6.46	6.77	7.11
(vi) Cost of tax compliance				5.96	6.81	6.98	6.98

Jamaica

	1980	1990	2000	2005	2010	2012	2013
	Rating (Rank)	Rating (Rank)	Rating (Rank)	Rating (Rank)	Rating (Rank)	Rating (Rank)	Rating (Rank)
Summary Ratings (Rank)	3.98 (88)	5.62 (53)	7.57 (22)	7.51 (32)	7.00 (72)	7.16 (64)	7.33 (42)
	Rating (Data)	Rating (Data)	Rating (Data)	Rating (Data)	Rating (Data)	Rating (Data)	Rating (Data)
Area 1. Size of Government	2.23	7.49	8.52	8.66	7.62	7.62	7.65
A. Government consumption	4.68 (24.08)	6.35 (18.40)	6.09 (19.30)	6.70 (17.23)	6.73 (17.11)	7.09 (15.90)	7.21 (15.49)
B. Transfers and subsidies		9.59 (2.00)	10.00 (0.00)	9.92 (0.78)	9.76 (1.39)	9.38 (2.78)	9.38 (2.78)
C. Government enterprises and investment	2.00 (46.50)	8.00 (16.50)	10.00 (10.30)	10.00 (6.10)	7.00 (21.92)	7.00 (21.92)	7.00 (21.92)
D. Top marginal tax rate	0.00	6.00	8.00	8.00	7.00	7.00	7.00
(i) Top marginal income tax rate	0.00 (80)	7.00 (33)	9.00 (25)	9.00 (25)	8.00 (35)	9.00 (25)	9.00 (25)
(ii) Top marginal income and payroll tax rate		5.00 (37)	7.00 (31)	7.00 (33)	6.00 (44)	5.00 (38)	5.00 (39)
Area 2. Legal System and Property Rights	3.28	4.23	5.58	4.84	4.88	4.90	4.98
A. Judicial independence				5.40	5.72	5.72	5.89
B. Impartial courts			4.90	4.67	3.97	3.95	4.10
C. Protection of property rights			4.10	6.59	5.52	5.52	5.63
D. Military interference in rule of law and politics			10.00	10.00	10.00	10.00	10.00
E. Integrity of the legal system			3.33	4.17	3.33	3.33	4.17
F. Legal enforcement of contracts				3.44	2.76	2.76	2.76
G. Regulatory costs of the sale of real property				4.52	6.84	6.20	6.20
H. Reliability of police				2.97	4.23	4.42	4.27
I. Business costs of crime				1.78	1.53	2.19	1.76
Area 3. Sound Money	5.19	4.96	8.72	8.64	7.98	8.61	8.76
A. Money growth	6.54 (17.28)	7.76 (11.21)	8.62 (6.89)	8.37 (8.13)	8.18 (9.09)	8.42 (7.92)	7.70 (11.49)
B. Standard deviation of inflation	7.88 (5.29)	8.20 (4.49)	7.90 (5.26)	9.24 (1.89)	6.24 (9.40)	7.40 (6.50)	9.20 (2.00)
C. Inflation: most recent year	6.33 (18.34)	3.86 (30.69)	8.37 (8.17)	6.94 (15.30)	7.48 (12.61)	8.62 (6.90)	8.13 (9.34)
D. Freedom to own foreign currency bank accounts	0.00	0.00	10.00	10.00	10.00	10.00	10.00
Area 4. Freedom to Trade Internationally	3.35	4.40	7.80	7.73	7.20	7.27	7.37
A. Tariffs	8.05	6.60	7.28	7.50	7.50	7.45	7.43
(i) Revenue from trade taxes (% of trade sector)	9.40 (0.90)		8.49 (2.27)	8.17 (2.75)	8.25 (2.63)	8.20 (2.70)	8.20 (2.70)
(ii) Mean tariff rate	6.70 (16.50)	6.60 (17.00)	8.49 (2.27)	8.54 (7.30)	8.50 (7.50)	8.48 (7.60)	7.92 (10.40)
(iii) Standard deviation of tariff rates			5.48 (11.30)	5.80 (10.51)	5.74 (10.65)	5.68 (10.79)	6.17 (9.57)
B. Regulatory trade barriers			5.73	6.45	6.51	6.91	7.08
(i) Non-tariff trade barriers			5.73	5.86	6.00	6.40	6.73
(ii) Compliance costs of importing and exporting				7.03	7.03	7.43	7.43
C. Black-market exchange rates	0.00	4.60	10.00	10.00	10.00	10.00	10.00
D. Controls of the movement of capital and people	2.00	2.00	8.18	6.97	4.80	4.70	4.97
(i) Foreign ownership / investment restrictions			8.67	7.63	6.55	6.25	5.92
(ii) Capital controls	2.00	2.00	7.69	5.38	0.00	0.00	0.00
(iii) Freedom of foreigners to visit				7.90	7.85	7.85	8.97
Area 5. Regulation	5.85	7.02	7.21	7.68	7.32	7.41	7.91
A. Credit Market regulations	5.06	8.72	8.76	9.48	8.23	8.14	9.67
(i) Ownership of banks		10.00	10.00	10.00	10.00	10.00	10.00
(ii) Private sector credit	6.13	8.17	7.27	9.43	5.69	5.43	10.00
(iii) Interest rate controls (negative real interest rates)	4.00	8.00	9.00	9.00	9.00	9.00	9.00
B. Labor Market regulations			6.45	7.63	7.81	8.02	7.99
(i) Hiring regulations and minimum wage			3.98	8.90	8.90	8.90	8.90
(ii) Hiring and firing regulations			4.77	5.27	4.86	5.64	5.14
(iii) Centralized collective bargaining			7.07	7.35	6.52	7.03	7.35
(iv) Hours regulations				10.00	10.00	10.00	10.00
(v) Mandated cost of worker dismissal				4.25	6.55	6.55	6.55
(vi) Conscription	10.00	10.00	10.00	10.00	10.00	10.00	10.00
C. Business regulations			6.42	5.93	5.91	6.06	6.08
(i) Administrative requirements			6.83	2.85	2.68	3.01	2.87
(ii) Bureaucracy costs			6.88	5.41	5.09	5.09	5.09
(iii) Starting a business			5.70	9.65	9.70	9.74	9.46
(iv) Extra payments / bribes / favoritism			6.28	6.10	4.49	4.29	4.45
(v) Licensing restrictions				6.22	8.14	8.34	8.71
(vi) Cost of tax compliance				5.36	5.36	5.87	5.87

Japan

	1980	1990	2000	2005	2010	2012	2013
	Rating (Rank)	Rating (Rank)	Rating (Rank)	Rating (Rank)	Rating (Rank)	Rating (Rank)	Rating (Rank)
Summary Ratings (Rank)	7.37 (8)	7.94 (8)	7.86 (15)	7.83 (16)	7.53 (26)	7.60 (21)	7.52 (26)
	Rating (Data)	Rating (Data)	Rating (Data)	Rating (Data)	Rating (Data)	Rating (Data)	Rating (Data)
Area 1. Size of Government	5.80	5.83	5.71	5.72	5.30	5.77	5.01
A. Government consumption	7.56 (14.29)	7.80 (13.47)	5.04 (22.85)	4.76 (23.82)	4.26 (25.50)	4.35 (25.20)	4.32 (25.30)
B. Transfers and subsidies	7.63 (9.20)	7.00 (11.50)	6.81 (12.20)	5.10 (18.47)	3.95 (22.72)	3.72 (23.54)	3.72 (23.54)
C. Government enterprises and investment	8.00 (19.60)	7.00 (20.40)	7.00 (20.16)	8.00 (15.95)	8.00 (16.47)	10.00 (14.97)	8.00 (15.94)
D. Top marginal tax rate	0.00	1.50	5.00	5.00	5.00	5.00	4.00
(i) Top marginal income tax rate	0.00 (75)	2.00 (65)	5.00 (50)	5.00 (50)	5.00 (50)	5.00 (50)	4.00 (51)
(ii) Top marginal income and payroll tax rate		1.00 (69)	5.00 (50)	5.00 (50)	5.00 (50)	5.00 (50)	4.00 (51)
Area 2. Legal System and Property Rights	7.91	7.73	8.18	7.88	7.52	7.47	7.64
A. Judicial independence			8.02	7.60	8.05	8.27	8.60
B. Impartial courts			7.01	7.31	5.92	5.66	6.32
C. Protection of property rights			7.55	8.73	7.81	8.02	8.24
D. Military interference in rule of law and politics			10.00	8.33	8.33	8.33	8.33
E. Integrity of the legal system			8.33	8.33	8.33	8.33	8.33
F. Legal enforcement of contracts				6.37	5.80	5.80	5.80
G. Regulatory costs of the sale of real property				8.06	7.86	7.85	7.85
H. Reliability of police				7.79	8.10	7.94	8.29
I. Business costs of crime				8.43	7.45	7.03	7.00
Area 3. Sound Money	8.28	9.80	9.65	9.66	9.89	9.84	9.77
A. Money growth	9.92 (0.39)	9.96 (0.22)	9.09 (4.56)	8.80 (6.00)	9.93 (-0.33)	9.65 (1.77)	9.44 (2.80)
B. Standard deviation of inflation	9.28 (1.80)	9.66 (0.84)	9.65 (0.89)	9.91 (0.22)	9.76 (0.61)	9.73 (0.68)	9.70 (0.76)
C. Inflation: most recent year	8.91 (5.44)	9.58 (2.12)	9.86 (-0.71)	9.95 (-0.27)	9.86 (-0.72)	9.99 (-0.03)	9.93 (0.36)
D. Freedom to own foreign currency bank accounts	5.00	10.00	10.00	10.00	10.00	10.00	10.00
Area 4. Freedom to Trade Internationally	6.92	8.74	8.55	7.65	7.37	7.39	7.62
A. Tariffs	8.75	8.23	8.43	6.11	7.14	7.14	6.93
(i) Revenue from trade taxes (% of trade sector)	9.40 (0.90)	9.40 (0.90)	9.00 (1.50)	9.00 (1.50)	9.63 (0.56)	9.60 (0.60)	9.60 (0.60)
(ii) Mean tariff rate	8.10 (9.50)	8.62 (6.90)	9.00 (1.50)	9.34 (3.30)	9.12 (4.40)	9.08 (4.60)	9.02 (4.90)
(iii) Standard deviation of tariff rates		6.68 (8.30)	7.20 (7.00)	0.00 (25.59)	2.66 (18.35)	2.73 (18.17)	2.16 (19.60)
B. Regulatory trade barriers			7.37	7.33	6.90	6.74	6.75
(i) Non-tariff trade barriers			5.42	6.03	5.16	4.92	4.94
(ii) Compliance costs of importing and exporting			9.33	8.64	8.64	8.56	8.56
C. Black-market exchange rates	10.00	10.00	10.00	10.00	10.00	10.00	10.00
D. Controls of the movement of capital and people	2.00	8.00	8.40	7.16	5.46	5.70	6.80
(i) Foreign ownership / investment restrictions			9.11	6.31	5.78	6.49	6.57
(ii) Capital controls	2.00	8.00	7.69	8.46	3.85	3.85	8.46
(iii) Freedom of foreigners to visit				6.70	6.75	6.75	5.37
Area 5. Regulation	7.92	7.59	7.22	8.22	7.57	7.53	7.54
A. Credit Market regulations	7.82	7.97	7.68	8.81	8.38	8.12	8.05
(i) Ownership of banks	5.00	5.00	5.00	8.00	8.00	8.00	8.00
(ii) Private sector credit	8.45	8.91	8.05	8.44	7.13	6.35	6.15
(iii) Interest rate controls (negative real interest rates)	10.00	10.00	10.00	10.00	10.00	10.00	10.00
B. Labor Market regulations	8.03	7.20	6.48	8.47	8.30	8.36	8.33
(i) Hiring regulations and minimum wage			3.99	8.90	8.90	8.90	8.90
(ii) Hiring and firing regulations		4.82	4.18	4.62	2.97	3.17	2.97
(iii) Centralized collective bargaining	7.93	7.93	7.40	8.37	7.96	8.06	8.10
(iv) Hours regulations	6.16	6.07	6.85	9.30	10.00	10.00	10.00
(v) Mandated cost of worker dismissal				9.63	10.00	10.00	10.00
(vi) Conscription	10.00	10.00	10.00	10.00	10.00	10.00	10.00
C. Business regulations			7.50	7.39	6.04	6.13	6.25
(i) Administrative requirements			6.50	4.29	3.66	3.99	4.22
(ii) Bureaucracy costs			9.13	7.14	1.30	1.30	1.30
(iii) Starting a business			5.85	9.18	9.18	9.22	9.58
(iv) Extra payments / bribes / favoritism			8.50	8.94	8.06	8.23	8.42
(v) Licensing restrictions				8.71	7.72	7.72	7.71
(vi) Cost of tax compliance				6.08	6.30	6.30	6.30

Jordan

	1980	1990	2000	2005	2010	2012	2013
	Rating (Rank)	Rating (Rank)	Rating (Rank)	Rating (Rank)	Rating (Rank)	Rating (Rank)	Rating (Rank)
Summary Ratings (Rank)	5.23 (52)	5.61 (54)	7.42 (31)	7.60 (24)	7.77 (11)	7.86 (10)	7.93 (7)
	Rating (Data)	Rating (Data)	Rating (Data)	Rating (Data)	Rating (Data)	Rating (Data)	Rating (Data)
Area 1. Size of Government	4.77	6.12	6.08	6.27	7.35	7.91	8.12
A. Government consumption	3.89 (26.78)	4.37 (25.14)	4.75 (23.84)	6.66 (17.34)	5.53 (21.20)	5.21 (22.30)	6.03 (19.50)
B. Transfers and subsidies	8.42 (6.30)	9.13 (3.70)	9.56 (2.13)	6.42 (13.63)	8.35 (6.55)	7.45 (9.86)	7.45 (9.86)
C. Government enterprises and investment	2.00 (48.70)	6.00 (27.60)	2.00 (43.60)	7.00 (23.90)	8.00 (19.20)	10.00 (10.20)	10.00 (13.50)
D. Top marginal tax rate		5.00	8.00	5.00	7.50	9.00	9.00
(i) Top marginal income tax rate		5.00 (45)	8.00 (30)	7.00 (35)	10.00 (14)	10.00 (14)	10.00 (14)
(ii) Top marginal income and payroll tax rate				3.00 (46)	5.00 (40)	8.00 (29)	8.00 (29)
Area 2. Legal System and Property Rights	2.32	3.99	7.22	6.79	6.47	6.54	6.32
A. Judicial independence			8.18	6.53	5.59	5.72	5.77
B. Impartial courts			6.85	6.32	4.74	5.59	5.66
C. Protection of property rights			6.05	6.63	6.98	7.21	6.82
D. Military interference in rule of law and politics			8.33	8.33	8.33	7.50	7.50
E. Integrity of the legal system			6.67	6.67	6.67	6.67	6.67
F. Legal enforcement of contracts				3.38	3.38	3.38	3.38
G. Regulatory costs of the sale of real property				6.32	7.14	7.14	7.14
H. Reliability of police				8.27	7.64	7.55	7.14
I. Business costs of crime				8.64	7.73	8.12	6.79
Area 3. Sound Money	6.82	6.20	9.67	9.21	9.12	9.22	9.38
A. Money growth	5.86 (20.70)	8.36 (8.18)	9.85 (0.75)	8.03 (9.87)	9.46 (2.72)	9.85 (0.76)	9.44 (2.79)
B. Standard deviation of inflation	6.64 (8.40)	6.74 (8.14)	8.97 (2.57)	9.51 (1.23)	8.04 (4.89)	7.99 (5.02)	9.16 (2.10)
C. Inflation: most recent year	9.78 (1.10)	9.71 (-1.45)	9.87 (0.67)	9.30 (3.49)	9.00 (5.01)	9.05 (4.77)	8.91 (5.47)
D. Freedom to own foreign currency bank accounts	5.00	0.00	10.00	10.00	10.00	10.00	10.00
Area 4. Freedom to Trade Internationally	5.76	4.81	7.22	7.94	7.89	7.90	7.89
A. Tariffs	5.27	4.63	4.35	6.54	6.95	7.05	7.12
(i) Revenue from trade taxes (% of trade sector)	5.27 (7.10)	6.67 (5.00)	6.98 (4.53)	8.21 (2.68)	9.13 (1.30)	9.27 (1.10)	9.27 (1.10)
(ii) Mean tariff rate			6.98 (4.53)	7.52 (12.40)	8.00 (10.00)	7.82 (10.90)	8.10 (9.50)
(iii) Standard deviation of tariff rates		2.60 (18.50)	0.88 (22.80)	3.88 (15.30)	3.72 (15.70)	4.07 (14.82)	4.00 (15.01)
B. Regulatory trade barriers			6.34	6.73	6.87	6.94	6.85
(i) Non-tariff trade barriers			5.35	6.26	5.61	5.74	5.48
(ii) Compliance costs of importing and exporting			7.33	7.20	8.14	8.14	8.22
C. Black-market exchange rates	10.00	7.80	10.00	10.00	10.00	10.00	10.00
D. Controls of the movement of capital and people	2.00	2.00	8.20	8.51	7.74	7.62	7.60
(i) Foreign ownership / investment restrictions			8.71	7.83	6.28	5.93	5.88
(ii) Capital controls	2.00	2.00	7.69	7.69	6.92	6.92	6.92
(iii) Freedom of foreigners to visit				10.00	10.00	10.00	10.00
Area 5. Regulation	6.49	6.93	6.91	7.81	8.05	7.72	7.93
A. Credit Market regulations	7.01	5.80	8.03	8.94	8.90	7.62	8.18
(i) Ownership of banks	5.00	5.00	5.00	10.00	10.00	10.00	10.00
(ii) Private sector credit	9.02	8.39	9.10	6.82	6.70	2.86	4.53
(iii) Interest rate controls (negative real interest rates)		4.00	10.00	10.00	10.00	10.00	10.00
B. Labor Market regulations		8.07	6.50	8.39	8.41	8.47	8.43
(i) Hiring regulations and minimum wage			3.75	8.90	8.90	8.90	8.90
(ii) Hiring and firing regulations		6.27	4.45	3.91	4.11	4.97	5.02
(iii) Centralized collective bargaining	7.93	7.93	7.80	7.93	7.44	6.96	6.66
(iv) Hours regulations			6.51	10.00	10.00	10.00	10.00
(v) Mandated cost of worker dismissal				9.63	10.00	10.00	10.00
(vi) Conscription	10.00	10.00	10.00	10.00	10.00	10.00	10.00
C. Business regulations			6.20	6.10	6.84	7.06	7.17
(i) Administrative requirements			7.55	4.33	3.79	4.70	4.87
(ii) Bureaucracy costs			4.60	3.07	4.83	4.83	4.83
(iii) Starting a business			6.27	5.91	9.47	9.38	9.39
(iv) Extra payments / bribes / favoritism			6.37	7.08	5.44	6.28	5.77
(v) Licensing restrictions				7.34	8.81	8.87	9.88
(vi) Cost of tax compliance				8.87	8.70	8.31	8.31

Kazakhstan

	1980	1990	2000	2005	2010	2012	2013
	Rating (Rank)	Rating (Rank)	Rating (Rank)	Rating (Rank)	Rating (Rank)	Rating (Rank)	Rating (Rank)
Summary Ratings (Rank)				6.88 (70)	6.96 (74)	7.10 (68)	7.26 (52)
	Rating (Data)	Rating (Data)	Rating (Data)	Rating (Data)	Rating (Data)	Rating (Data)	Rating (Data)
Area 1. Size of Government				8.16	7.84	7.44	7.67
A. Government consumption				6.39 (18.27)	6.48 (17.97)	5.85 (20.10)	6.79 (16.90)
B. Transfers and subsidies				8.76 (5.06)	8.89 (4.59)	8.90 (4.52)	8.90 (4.52)
C. Government enterprises and investment				8.00 (16.34)	7.00 (20.85)	6.00 (27.30)	6.00 (27.30)
D. Top marginal tax rate				9.50	9.00	9.00	9.00
(i) Top marginal income tax rate				10.00 (20)	10.00 (10)	10.00 (10)	10.00 (10)
(ii) Top marginal income and payroll tax rate				9.00 (25)	8.00 (30)	8.00 (30)	8.00 (30)
Area 2. Legal System and Property Rights				5.71	5.66	6.21	6.11
A. Judicial independence				2.89	2.90	3.98	4.06
B. Impartial courts				4.13	3.76	4.58	4.41
C. Protection of property rights				4.89	4.29	5.43	5.19
D. Military interference in rule of law and politics				8.33	8.33	8.33	8.33
E. Integrity of the legal system				6.67	6.67	5.83	5.83
F. Legal enforcement of contracts				6.19	6.19	6.34	6.34
G. Regulatory costs of the sale of real property				8.62	9.21	9.53	9.76
H. Reliability of police				4.56	3.84	4.88	4.69
I. Business costs of crime				5.11	5.77	6.99	6.34
Area 3. Sound Money				6.85	8.24	8.46	8.97
A. Money growth				5.86 (20.71)	7.20 (13.99)	8.11 (9.44)	9.86 (0.69)
B. Standard deviation of inflation				8.07 (4.82)	7.20 (7.00)	6.76 (8.11)	7.20 (6.99)
C. Inflation: most recent year				8.48 (7.58)	8.58 (7.12)	8.98 (5.11)	8.83 (5.84)
D. Freedom to own foreign currency bank accounts				5.00	10.00	10.00	10.00
Area 4. Freedom to Trade Internationally				6.12	5.57	5.49	5.64
A. Tariffs				9.49	6.70	6.15	6.39
(i) Revenue from trade taxes (% of trade sector)				9.43 (0.85)	6.46 (5.31)	4.85 (7.73)	4.85 (7.73)
(ii) Mean tariff rate				9.54 (2.30)	8.16 (9.20)	8.10 (9.50)	8.18 (9.10)
(iii) Standard deviation of tariff rates					5.47 (11.32)	5.52 (11.21)	6.14 (9.65)
B. Regulatory trade barriers				2.42	3.04	3.27	3.25
(i) Non-tariff trade barriers				4.59	4.94	5.85	5.68
(ii) Compliance costs of importing and exporting				0.25	1.13	0.69	0.82
C. Black-market exchange rates				10.00	10.00	10.00	10.00
D. Controls of the movement of capital and people				2.56	2.56	2.53	2.94
(i) Foreign ownership / investment restrictions				6.14	5.38	5.27	5.26
(ii) Capital controls				1.54	2.31	2.31	2.31
(iii) Freedom of foreigners to visit				0.00	0.00	0.00	1.26
Area 5. Regulation				7.57	7.46	7.92	7.89
A. Credit Market regulations				10.00	8.92	9.33	9.33
(i) Ownership of banks				10.00	8.00	8.00	8.00
(ii) Private sector credit				10.00	8.76	10.00	10.00
(iii) Interest rate controls (negative real interest rates)				10.00	10.00	10.00	10.00
B. Labor Market regulations				7.35	7.08	7.64	7.63
(i) Hiring regulations and minimum wage				10.00	10.00	10.00	10.00
(ii) Hiring and firing regulations				7.61	5.70	6.00	5.72
(iii) Centralized collective bargaining				8.34	7.53	7.61	7.83
(iv) Hours regulations				8.00	10.00	10.00	10.00
(v) Mandated cost of worker dismissal				9.17	9.25	9.25	9.25
(vi) Conscription				1.00	0.00	3.00	3.00
C. Business regulations				5.37	6.37	6.77	6.71
(i) Administrative requirements				3.40	3.85	4.44	4.23
(ii) Bureaucracy costs				4.23	5.62	5.62	5.62
(iii) Starting a business				9.18	9.38	9.61	9.67
(iv) Extra payments / bribes / favoritism				5.54	3.81	4.85	4.49
(v) Licensing restrictions				2.90	7.67	8.20	8.37
(vi) Cost of tax compliance				6.96	7.89	7.89	7.89

Kenya

	1980	1990	2000	2005	2010	2012	2013
	Rating (Rank)	Rating (Rank)	Rating (Rank)	Rating (Rank)	Rating (Rank)	Rating (Rank)	Rating (Rank)
Summary Ratings (Rank)	4.84 (65)	5.43 (62)	6.72 (58)	7.20 (53)	7.03 (68)	7.14 (65)	7.16 (66)
	Rating (Data)	Rating (Data)	Rating (Data)	Rating (Data)	Rating (Data)	Rating (Data)	Rating (Data)
Area 1. Size of Government	3.79	4.83	7.09	8.57	7.75	7.80	7.82
A. Government consumption	4.65 (24.20)	4.96 (23.14)	6.15 (19.10)	6.36 (18.37)	7.21 (15.50)	7.32 (15.10)	7.38 (14.90)
B. Transfers and subsidies	9.51 (2.30)	9.37 (2.80)	9.21 (3.40)	9.91 (0.84)	9.79 (1.27)	9.88 (0.93)	9.88 (0.93)
C. Government enterprises and investment	0.00 (55.10)	2.00 (47.10)	6.00 (27.30)	10.00 (13.33)	6.00 (29.43)	6.00 (29.43)	6.00 (29.43)
D. Top marginal tax rate	1.00	3.00	7.00	8.00	8.00	8.00	8.00
(i) Top marginal income tax rate	1.00 (65)	3.00 (50)	7.00 (32)	8.00 (30)	8.00 (30)	8.00 (30)	8.00 (30)
(ii) Top marginal income and payroll tax rate		3.00 (50)	7.00 (32)	8.00 (30)	8.00 (30)	8.00 (30)	8.00 (30)
Area 2. Legal System and Property Rights	4.20	5.30	3.92	4.51	4.56	4.91	4.98
A. Judicial independence				3.32	3.24	4.95	5.22
B. Impartial courts			3.43	3.33	4.10	4.63	4.90
C. Protection of property rights				4.90	4.42	4.85	5.35
D. Military interference in rule of law and politics			5.00	6.67	6.67	6.67	6.67
E. Integrity of the legal system			3.33	3.89	3.33	3.33	3.33
F. Legal enforcement of contracts				4.88	4.09	4.09	4.09
G. Regulatory costs of the sale of real property				7.27	7.38	7.21	7.23
H. Reliability of police				3.85	3.68	4.48	4.78
I. Business costs of crime				2.43	4.12	3.95	3.28
Area 3. Sound Money	6.17	6.66	8.76	8.62	8.74	8.78	8.90
A. Money growth	9.07 (4.63)	8.85 (5.77)	8.60 (6.99)	7.80 (10.98)	7.38 (13.11)	8.78 (6.11)	8.29 (8.56)
B. Standard deviation of inflation	7.53 (6.18)	9.44 (1.39)	8.44 (3.89)	8.75 (3.12)	8.38 (4.05)	8.22 (4.46)	8.44 (3.89)
C. Inflation: most recent year	8.09 (9.55)	8.35 (8.23)	8.00 (9.98)	7.94 (10.31)	9.21 (3.96)	8.12 (9.38)	8.86 (5.72)
D. Freedom to own foreign currency bank accounts	0.00	0.00	10.00	10.00	10.00	10.00	10.00
Area 4. Freedom to Trade Internationally	3.98	3.87	7.06	6.63	6.85	6.66	6.68
A. Tariffs	3.94	2.81	5.79	6.88	6.87	6.85	6.87
(i) Revenue from trade taxes (% of trade sector)	5.93 (6.10)	5.80 (6.30)	6.31 (5.54)	7.75 (3.38)	7.80 (3.30)	7.93 (3.10)	7.93 (3.10)
(ii) Mean tariff rate	1.94 (40.30)	1.26 (43.70)	6.31 (5.54)	7.58 (12.10)	7.50 (12.50)	7.42 (12.90)	7.46 (12.70)
(iii) Standard deviation of tariff rates		1.36 (21.60)	4.92 (12.70)	5.33 (11.68)	5.30 (11.75)	5.20 (12.00)	5.22 (11.94)
B. Regulatory trade barriers				4.78	6.00	5.49	5.69
(i) Non-tariff trade barriers				4.14	5.52	4.61	5.02
(ii) Compliance costs of importing and exporting				5.42	6.49	6.36	6.36
C. Black-market exchange rates	8.00	8.80	10.00	10.00	10.00	10.00	10.00
D. Controls of the movement of capital and people	0.00	0.00	5.38	4.87	4.52	4.28	4.15
(i) Foreign ownership / investment restrictions				6.49	6.17	5.46	5.76
(ii) Capital controls	0.00	0.00	5.38	4.62	3.85	3.85	3.85
(iii) Freedom of foreigners to visit				3.50	3.54	3.54	2.85
Area 5. Regulation	6.06	6.50	6.75	7.67	7.25	7.57	7.40
A. Credit Market regulations	6.17	7.33	8.00	10.00	8.49	8.53	7.99
(i) Ownership of banks	2.00	5.00	5.00	10.00	10.00	10.00	10.00
(ii) Private sector credit	8.52	6.99	10.00	10.00	6.47	6.58	4.97
(iii) Interest rate controls (negative real interest rates)	8.00	10.00	9.00	10.00	9.00	9.00	9.00
B. Labor Market regulations				7.55	7.57	8.09	7.81
(i) Hiring regulations and minimum wage				6.70	7.77	7.77	6.67
(ii) Hiring and firing regulations				5.86	6.69	6.23	5.84
(iii) Centralized collective bargaining				7.11	6.65	6.90	6.72
(iv) Hours regulations				10.00	8.00	8.00	8.00
(v) Mandated cost of worker dismissal				5.64	6.30	9.63	9.63
(vi) Conscription	10.00	10.00	10.00	10.00	10.00	10.00	10.00
C. Business regulations				5.47	5.71	6.10	6.40
(i) Administrative requirements				2.91	3.37	4.32	4.40
(ii) Bureaucracy costs				4.34	5.13	5.13	5.13
(iii) Starting a business				7.78	8.55	8.57	8.59
(iv) Extra payments / bribes / favoritism				4.41	3.01	3.52	3.68
(v) Licensing restrictions				8.22	8.59	8.53	8.86
(vi) Cost of tax compliance				5.16	5.59	6.55	7.74

Korea, South

	1980	1990	2000	2005	2010	2012	2013
	Rating (Rank)	Rating (Rank)	Rating (Rank)	Rating (Rank)	Rating (Rank)	Rating (Rank)	Rating (Rank)
Summary Ratings (Rank)	5.53 (47)	6.38 (35)	6.79 (52)	7.46 (35)	7.47 (30)	7.46 (32)	7.38 (39)
	Rating (Data)	Rating (Data)	Rating (Data)	Rating (Data)	Rating (Data)	Rating (Data)	Rating (Data)
Area 1. Size of Government	5.97	6.49	6.26	6.66	6.85	6.85	6.87
A. Government consumption	7.29 (15.23)	7.10 (15.87)	6.37 (18.33)	5.55 (21.13)	5.13 (22.56)	5.06 (22.80)	5.12 (22.60)
B. Transfers and subsidies	9.59 (2.00)	9.35 (2.90)	7.68 (9.01)	7.10 (11.13)	8.28 (6.83)	8.35 (6.55)	8.35 (6.55)
C. Government enterprises and investment	7.00 (22.60)	8.00 (19.20)	6.00 (25.50)	8.00 (18.82)	8.00 (17.11)	8.00 (16.09)	8.00 (16.09)
D. Top marginal tax rate	0.00	1.50	5.00	6.00	6.00	6.00	6.00
(i) Top marginal income tax rate	0.00 (89)	2.00 (64)	5.00 (44)	6.00 (39)	6.00 (39)	6.00 (42)	6.00 (42)
(ii) Top marginal income and payroll tax rate		1.00 (66)	5.00 (44)	6.00 (39)	6.00 (39)	6.00 (42)	6.00 (42)
Area 2. Legal System and Property Rights	6.52	5.45	5.97	6.90	6.50	6.44	6.22
A. Judicial independence			4.68	5.21	4.59	4.24	4.18
B. Impartial courts			5.18	5.26	3.71	3.81	3.53
C. Protection of property rights			5.00	7.40	5.92	5.91	5.36
D. Military interference in rule of law and politics			8.33	6.67	6.67	6.67	6.67
E. Integrity of the legal system			6.67	8.33	8.33	8.33	8.33
F. Legal enforcement of contracts				8.11	8.11	8.11	8.11
G. Regulatory costs of the sale of real property				8.12	8.12	8.15	8.19
H. Reliability of police				6.49	6.49	6.26	6.04
I. Business costs of crime				6.56	6.57	6.47	5.57
Area 3. Sound Money	5.29	6.59	8.27	9.53	9.58	9.55	9.60
A. Money growth	7.32 (13.39)	9.11 (4.47)	9.68 (-1.62)	9.23 (3.86)	9.57 (2.14)	9.09 (4.57)	9.23 (3.85)
B. Standard deviation of inflation	8.79 (3.02)	9.22 (1.94)	8.87 (2.83)	9.42 (1.45)	9.32 (1.69)	9.54 (1.15)	9.45 (1.38)
C. Inflation: most recent year	5.03 (24.87)	8.02 (9.91)	9.55 (2.27)	9.45 (2.75)	9.41 (2.93)	9.56 (2.20)	9.74 (1.31)
D. Freedom to own foreign currency bank accounts	0.00	0.00	5.00	10.00	10.00	10.00	10.00
Area 4. Freedom to Trade Internationally	4.80	7.42	7.19	7.21	7.60	7.54	7.36
A. Tariffs	6.59	7.46	8.35	5.86	5.64	5.60	5.60
(i) Revenue from trade taxes (% of trade sector)	7.27 (4.10)	7.73 (3.40)	9.15 (1.28)	9.37 (0.95)	9.35 (0.97)	9.46 (0.81)	9.46 (0.81)
(ii) Mean tariff rate	5.92 (20.40)	7.34 (13.30)	9.15 (1.28)	8.20 (9.00)	7.58 (12.10)	7.34 (13.30)	7.34 (13.30)
(iii) Standard deviation of tariff rates		7.32 (6.70)	7.64 (5.90)	0.00 (49.37)	0.00 (49.25)	0.00 (53.47)	0.00 (53.47)
B. Regulatory trade barriers			6.84	7.19	6.98	7.09	7.09
(i) Non-tariff trade barriers			5.18	5.98	4.82	5.12	5.12
(ii) Compliance costs of importing and exporting			8.50	8.41	9.14	9.06	9.06
C. Black-market exchange rates	7.80	9.80	10.00	10.00	10.00	10.00	10.00
D. Controls of the movement of capital and people	0.00	5.00	3.58	5.79	7.76	7.48	6.74
(i) Foreign ownership / investment restrictions			7.16	5.82	5.60	5.51	5.34
(ii) Capital controls	0.00	5.00	0.00	1.54	7.69	6.92	6.15
(iii) Freedom of foreigners to visit				10.00	10.00	10.00	8.72
Area 5. Regulation	5.05	5.96	6.26	7.01	6.82	6.91	6.86
A. Credit Market regulations	6.13	8.33	8.33	9.33	9.33	9.33	9.33
(i) Ownership of banks	5.00	5.00	5.00	8.00	8.00	8.00	8.00
(ii) Private sector credit	9.40	10.00	10.00	10.00	10.00	10.00	10.00
(iii) Interest rate controls (negative real interest rates)	4.00	10.00	10.00	10.00	10.00	10.00	10.00
B. Labor Market regulations		3.59	4.20	4.84	4.68	4.71	4.51
(i) Hiring regulations and minimum wage			4.14	8.90	6.67	6.67	5.57
(ii) Hiring and firing regulations		3.53	4.70	4.71	3.76	4.09	4.02
(iii) Centralized collective bargaining	7.24	7.24	6.17	7.87	7.11	6.98	6.96
(iv) Hours regulations			6.01	6.00	8.00	8.00	8.00
(v) Mandated cost of worker dismissal				1.56	2.52	2.52	2.52
(vi) Conscription	0.00	0.00	0.00	0.00	0.00	0.00	0.00
C. Business regulations			6.24	6.86	6.45	6.69	6.73
(i) Administrative requirements			6.52	3.54	2.73	3.74	3.63
(ii) Bureaucracy costs			7.65	6.31	3.81	3.81	3.81
(iii) Starting a business			5.38	8.28	9.62	9.67	9.72
(iv) Extra payments / bribes / favoritism			5.40	6.51	5.22	5.26	5.30
(v) Licensing restrictions				9.79	9.86	9.78	9.99
(vi) Cost of tax compliance				6.75	7.48	7.90	7.90

Kuwait

	1980	1990	2000	2005	2010	2012	2013
	Rating (Rank)	Rating (Rank)	Rating (Rank)	Rating (Rank)	Rating (Rank)	Rating (Rank)	Rating (Rank)
Summary Ratings (Rank)	3.78 (92)	5.09 (70)	7.14 (41)	7.38 (41)	7.26 (53)	7.24 (53)	7.46 (31)
	Rating (Data)	Rating (Data)	Rating (Data)	Rating (Data)	Rating (Data)	Rating (Data)	Rating (Data)
Area 1. Size of Government	2.97	3.15	6.37	6.72	6.18	6.25	6.19
A. Government consumption	3.95 (26.58)	0.00 (40.57)	1.41 (35.21)	2.07 (32.97)	0.68 (37.70)	0.26 (39.10)	0.00 (40.80)
B. Transfers and subsidies		7.46 (9.83)	7.08 (11.22)	7.82 (8.49)	7.04 (11.35)	7.75 (8.77)	7.75 (8.77)
C. Government enterprises and investment	2.00 (43.50)	2.00 (46.00)	7.00 (21.80)	7.00 (21.80)	7.00	7.00	7.00
D. Top marginal tax rate			10.00	10.00	10.00	10.00	10.00
(i) Top marginal income tax rate			10.00 (0)	10.00 (0)	10.00 (0)	10.00 (0)	10.00 (0)
(ii) Top marginal income and payroll tax rate			10.00 (0)	10.00 (0)	10.00 (0)	10.00 (0)	10.00 (0)
Area 2. Legal System and Property Rights	1.84	2.73	8.06	7.30	7.10	7.00	6.68
A. Judicial independence				6.98	6.88	6.59	6.44
B. Impartial courts			7.51	6.76	5.06	4.61	4.52
C. Protection of property rights				6.32	6.63	6.70	5.72
D. Military interference in rule of law and politics			8.33	8.33	8.33	8.33	8.33
E. Integrity of the legal system			8.33	8.33	8.33	8.33	8.33
F. Legal enforcement of contracts				5.06	5.06	5.06	5.06
G. Regulatory costs of the sale of real property				8.80	8.95	8.95	8.95
H. Reliability of police				7.40	6.66	6.26	5.67
I. Business costs of crime				7.70	7.96	8.20	7.08
Area 3. Sound Money	5.18	7.51	8.09	7.84	8.07	7.89	9.40
A. Money growth	7.16 (14.18)	9.95 (-0.24)	9.89 (-0.55)	7.13 (14.35)	9.07 (4.67)	8.88 (5.59)	8.47 (7.63)
B. Standard deviation of inflation	2.07 (19.83)	4.55 (13.62)	2.98 (17.55)	5.06 (12.36)	4.00 (15.00)	3.23 (16.92)	9.65 (0.87)
C. Inflation: most recent year	1.49 (42.57)	8.03 (9.83)	9.50 (2.51)	9.18 (4.12)	9.20 (4.02)	9.43 (2.83)	9.46 (2.70)
D. Freedom to own foreign currency bank accounts	10.00		10.00	10.00	10.00	10.00	10.00
Area 4. Freedom to Trade Internationally		7.07	7.96	7.56	7.59	7.31	7.27
A. Tariffs		9.20	9.27	8.83	8.84	8.86	8.86
(i) Revenue from trade taxes (% of trade sector)		9.20 (1.20)	9.27 (1.09)	9.49 (0.76)	9.53 (0.71)	9.64 (0.54)	9.64 (0.54)
(ii) Mean tariff rate			9.27 (1.09)	9.06 (4.70)	9.06 (4.70)	9.06 (4.70)	9.06 (4.70)
(iii) Standard deviation of tariff rates				7.94 (5.15)	7.93 (5.17)	7.89 (5.26)	7.89 (5.26)
B. Regulatory trade barriers				7.25	7.27	6.26	6.11
(i) Non-tariff trade barriers				7.27	6.90	4.87	4.56
(ii) Compliance costs of importing and exporting				7.24	7.64	7.64	7.66
C. Black-market exchange rates	10.00	10.00	10.00	10.00	10.00	10.00	10.00
D. Controls of the movement of capital and people	2.00	2.00	4.61	4.14	4.23	4.14	4.11
(i) Foreign ownership / investment restrictions				3.72	3.60	3.32	3.03
(ii) Capital controls	2.00	2.00	4.61	4.61	5.00	5.00	4.62
(iii) Freedom of foreigners to visit				4.10	4.09	4.09	4.70
Area 5. Regulation	5.13	4.99	5.20	7.47	7.36	7.73	7.78
A. Credit Market regulations	7.41	7.50	7.22	8.33	8.33	9.67	9.67
(i) Ownership of banks	5.00	5.00	5.00	10.00	10.00	10.00	10.00
(ii) Private sector credit	9.83	10.00	9.67	10.00	10.00	10.00	10.00
(iii) Interest rate controls (negative real interest rates)			7.00	5.00	5.00	9.00	9.00
B. Labor Market regulations				7.78	7.16	7.01	7.03
(i) Hiring regulations and minimum wage				10.00	10.00	10.00	10.00
(ii) Hiring and firing regulations				5.53	4.83	4.32	4.76
(iii) Centralized collective bargaining				8.40	7.76	7.35	7.02
(iv) Hours regulations				10.00	6.00	6.00	6.00
(v) Mandated cost of worker dismissal				2.77	4.39	4.39	4.39
(vi) Conscription	1.00	0.00	0.00	10.00	10.00	10.00	10.00
C. Business regulations				6.30	6.60	6.51	6.65
(i) Administrative requirements				3.16	2.72	1.98	2.42
(ii) Bureaucracy costs				1.65	5.50	5.50	5.50
(iii) Starting a business				8.53	8.73	8.71	8.74
(iv) Extra payments / bribes / favoritism				7.13	5.37	5.34	4.99
(v) Licensing restrictions				8.68	8.58	8.62	9.35
(vi) Cost of tax compliance				8.68	8.68	8.90	8.90

Kyrgyz Republic

	1980	1990	2000	2005	2010	2012	2013
	Rating (Rank)	Rating (Rank)	Rating (Rank)	Rating (Rank)	Rating (Rank)	Rating (Rank)	Rating (Rank)
Summary Ratings (Rank)				6.54 (82)	6.63 (94)	6.63 (99)	6.73 (97)
	Rating (Data)	Rating (Data)	Rating (Data)	Rating (Data)	Rating (Data)	Rating (Data)	Rating (Data)
Area 1. Size of Government				6.62	7.36	6.96	7.03
A. Government consumption				6.43 (18.13)	6.34 (18.44)	6.79 (16.90)	7.06 (16.00)
B. Transfers and subsidies				9.43 (2.60)	8.62 (5.57)	8.55 (5.83)	8.55 (5.83)
C. Government enterprises and investment				4.00 (33.25)	6.00 (25.07)	4.00 (37.10)	4.00 (30.20)
D. Top marginal tax rate					8.50	8.50	8.50
(i) Top marginal income tax rate					10.00 (10)	10.00 (10)	10.00 (10)
(ii) Top marginal income and payroll tax rate					7.00 (31)	7.00 (32)	7.00 (32)
Area 2. Legal System and Property Rights				3.98	4.39	4.54	4.73
A. Judicial independence				1.59	1.52	1.98	2.53
B. Impartial courts				2.44	2.62	2.63	2.91
C. Protection of property rights				3.33	2.37	3.16	3.62
D. Military interference in rule of law and politics				3.10	3.80	3.90	3.90
E. Integrity of the legal system							
F. Legal enforcement of contracts				6.74	6.74	6.26	6.26
G. Regulatory costs of the sale of real property				9.22	9.18	9.79	9.81
H. Reliability of police				2.11	2.93	3.26	3.43
I. Business costs of crime				3.28	5.99	5.36	5.37
Area 3. Sound Money				8.65	8.21	8.36	8.27
A. Money growth				6.34 (18.28)	7.20 (14.02)	7.54 (12.29)	7.76 (11.22)
B. Standard deviation of inflation				9.11 (2.22)	7.22 (6.94)	6.45 (8.88)	6.64 (8.40)
C. Inflation: most recent year				9.13 (4.35)	8.41 (7.97)	9.46 (2.69)	8.68 (6.61)
D. Freedom to own foreign currency bank accounts				10.00	10.00	10.00	10.00
Area 4. Freedom to Trade Internationally				6.61	6.38	6.50	6.67
A. Tariffs				8.80	8.69	8.56	8.56
(i) Revenue from trade taxes (% of trade sector)				9.63 (0.55)	9.01 (1.48)	8.61 (2.08)	8.61 (2.08)
(ii) Mean tariff rate				9.04 (4.80)	9.08 (4.60)	9.08 (4.60)	9.08 (4.60)
(iii) Standard deviation of tariff rates				7.72 (5.71)	7.98 (5.06)	7.99 (5.01)	7.99 (5.01)
B. Regulatory trade barriers				2.15	2.49	2.84	3.21
(i) Non-tariff trade barriers				3.98	4.47	5.37	5.98
(ii) Compliance costs of importing and exporting				0.32	0.50	0.32	0.44
C. Black-market exchange rates				10.00	10.00	10.00	10.00
D. Controls of the movement of capital and people				5.50	4.36	4.62	4.91
(i) Foreign ownership / investment restrictions				4.91	3.80	4.57	5.03
(ii) Capital controls				5.38	3.08	3.08	3.08
(iii) Freedom of foreigners to visit				6.20	6.20	6.20	6.62
Area 5. Regulation				6.86	6.81	6.77	6.95
A. Credit Market regulations				9.19	7.52	7.63	8.10
(i) Ownership of banks				10.00	8.00	8.00	8.00
(ii) Private sector credit				9.56	7.57	4.88	7.30
(iii) Interest rate controls (negative real interest rates)				8.00	7.00	10.00	9.00
B. Labor Market regulations				6.51	6.46	6.15	6.14
(i) Hiring regulations and minimum wage				6.70	5.00	5.00	5.00
(ii) Hiring and firing regulations				7.35	6.55	5.56	5.15
(iii) Centralized collective bargaining				7.59	8.43	7.57	7.90
(iv) Hours regulations				8.00	10.00	10.00	10.00
(v) Mandated cost of worker dismissal				8.42	7.76	7.76	7.76
(vi) Conscription				1.00	1.00	1.00	1.00
C. Business regulations				4.88	6.46	6.54	6.63
(i) Administrative requirements				1.83	3.45	3.62	3.88
(ii) Bureaucracy costs				2.97	7.28	7.28	7.28
(iii) Starting a business				9.21	9.64	9.72	9.72
(iv) Extra payments / bribes / favoritism				3.53	2.45	2.61	2.64
(v) Licensing restrictions				4.03	8.29	8.37	8.62
(vi) Cost of tax compliance				7.74	7.65	7.65	7.65

Latvia

	1980	1990	2000	2005	2010	2012	2013
	Rating (Rank)	Rating (Rank)	Rating (Rank)	Rating (Rank)	Rating (Rank)	Rating (Rank)	Rating (Rank)
Summary Ratings (Rank)			6.96 (47)	7.42 (36)	7.14 (65)	7.35 (41)	7.42 (35)
	Rating (Data)	Rating (Data)	Rating (Data)	Rating (Data)	Rating (Data)	Rating (Data)	Rating (Data)
Area 1. Size of Government			5.18	6.35	5.22	5.73	5.83
A. Government consumption		7.65 (13.99)	4.94 (23.22)	5.25 (22.15)	5.46 (21.42)	5.75 (20.46)	5.65 (20.80)
B. Transfers and subsidies			5.80 (15.91)	7.63 (9.20)	3.91 (22.86)	5.17 (18.22)	5.17 (18.22)
C. Government enterprises and investment			4.00	6.00	6.00	6.00	6.00
D. Top marginal tax rate			6.00	6.50	5.50	6.00	6.50
(i) Top marginal income tax rate			9.00 (25)	9.00 (25)	8.00 (26)	9.00 (25)	9.00 (24)
(ii) Top marginal income and payroll tax rate			3.00 (48)	4.00 (45)	3.00 (47)	3.00 (46)	4.00 (45)
Area 2. Legal System and Property Rights			6.67	6.72	6.40	6.46	6.50
A. Judicial independence				4.65	4.68	4.85	5.01
B. Impartial courts			6.20	4.58	3.44	3.45	3.33
C. Protection of property rights			3.82	6.46	5.22	5.57	5.99
D. Military interference in rule of law and politics			8.33	8.33	8.33	8.33	8.33
E. Integrity of the legal system			8.33	8.33	8.33	8.33	8.33
F. Legal enforcement of contracts				7.39	6.28	5.53	5.53
G. Regulatory costs of the sale of real property				8.32	9.00	9.00	9.00
H. Reliability of police				5.53	5.34	5.63	6.07
I. Business costs of crime				6.89	6.98	7.40	6.95
Area 3. Sound Money		6.43	8.55	8.68	8.93	8.96	9.18
A. Money growth			6.81 (15.97)	7.41 (12.93)	9.23 (-3.86)	9.05 (4.75)	7.95 (10.23)
B. Standard deviation of inflation		7.44 (6.39)	7.93 (5.17)	8.65 (3.37)	6.72 (8.20)	7.25 (6.88)	8.75 (3.13)
C. Inflation: most recent year		6.85 (15.74)	9.47 (2.65)	8.65 (6.76)	9.78 (-1.09)	9.55 (2.25)	10.00 (0.00)
D. Freedom to own foreign currency bank accounts		5.00	10.00	10.00	10.00	10.00	10.00
Area 4. Freedom to Trade Internationally			7.81	8.15	8.05	8.06	8.03
A. Tariffs			8.33	8.39	8.34	8.21	8.25
(i) Revenue from trade taxes (% of trade sector)			9.78 (0.33)	9.59 (0.62)	9.63 (0.55)	9.63 (0.55)	9.64 (0.54)
(ii) Mean tariff rate			9.78 (0.33)	9.46 (2.70)	8.98 (5.10)	8.90 (5.50)	8.90 (5.50)
(iii) Standard deviation of tariff rates			6.32 (9.20)	6.13 (9.67)	6.41 (8.98)	6.11 (9.74)	6.22 (9.46)
B. Regulatory trade barriers			5.30	7.46	7.49	7.43	7.39
(i) Non-tariff trade barriers			5.30	6.42	6.33	6.21	6.14
(ii) Compliance costs of importing and exporting				8.49	8.64	8.64	8.64
C. Black-market exchange rates		0.00	10.00	10.00	10.00	10.00	10.00
D. Controls of the movement of capital and people		0.00	7.60	6.73	6.37	6.61	6.49
(i) Foreign ownership / investment restrictions			8.28	6.87	5.77	6.50	6.69
(ii) Capital controls		0.00	6.92	6.92	6.92	6.92	6.92
(iii) Freedom of foreigners to visit				6.40	6.42	6.42	5.87
Area 5. Regulation			6.61	7.22	7.11	7.56	7.58
A. Credit Market regulations			9.61	9.53	8.48	9.33	9.13
(i) Ownership of banks			10.00	10.00	8.00	8.00	8.00
(ii) Private sector credit			8.82	9.59	7.45	10.00	9.40
(iii) Interest rate controls (negative real interest rates)			10.00	9.00	10.00	10.00	10.00
B. Labor Market regulations			4.53	5.71	6.71	6.89	6.92
(i) Hiring regulations and minimum wage			3.33	3.30	2.23	2.23	2.23
(ii) Hiring and firing regulations			3.93	5.26	5.28	5.38	5.22
(iii) Centralized collective bargaining			7.85	8.30	7.00	7.97	8.30
(iv) Hours regulations				6.00	8.00	8.00	8.00
(v) Mandated cost of worker dismissal				8.42	7.76	7.76	7.76
(vi) Conscription		0.00	3.00	3.00	10.00	10.00	10.00
C. Business regulations			5.69	6.40	6.13	6.46	6.69
(i) Administrative requirements			7.18	3.88	3.80	4.00	4.06
(ii) Bureaucracy costs			4.73	4.53	4.31	4.31	4.31
(iii) Starting a business			5.00	9.37	9.46	9.58	9.56
(iv) Extra payments / bribes / favoritism			5.84	6.44	4.93	5.43	5.86
(v) Licensing restrictions				7.79	7.54	8.41	8.49
(vi) Cost of tax compliance				6.41	6.75	7.04	7.84

Lebanon

	1980	1990	2000	2005	2010	2012	2013
	Rating (Rank)	Rating (Rank)	Rating (Rank)	Rating (Rank)	Rating (Rank)	Rating (Rank)	Rating (Rank)
Summary Ratings (Rank)					7.34 (38)	7.21 (59)	7.01 (76)
	Rating (Data)	Rating (Data)	Rating (Data)	Rating (Data)	Rating (Data)	Rating (Data)	Rating (Data)
Area 1. Size of Government					9.14	8.30	8.25
A. Government consumption					7.82 (13.40)	6.91 (16.50)	6.71 (17.20)
B. Transfers and subsidies					8.73 (5.18)	7.28 (10.50)	7.28 (10.50)
C. Government enterprises and investment					10.00 (6.70)	10.00 (8.10)	10.00 (10.80)
D. Top marginal tax rate					10.00	9.00	9.00
(i) Top marginal income tax rate					10.00 (20)	9.00 (21)	10.00 (20)
(ii) Top marginal income and payroll tax rate							8.00 (26)
Area 2. Legal System and Property Rights					4.68	4.36	4.02
A. Judicial independence					2.48	2.19	1.76
B. Impartial courts					2.94	2.49	2.20
C. Protection of property rights					5.76	4.87	4.21
D. Military interference in rule of law and politics					3.33	3.33	3.33
E. Integrity of the legal system					6.67	6.67	6.67
F. Legal enforcement of contracts					3.16	3.16	3.16
G. Regulatory costs of the sale of real property					7.62	7.59	7.59
H. Reliability of police					3.94	3.60	2.93
I. Business costs of crime					6.25	5.36	4.31
Area 3. Sound Money					9.33	9.37	9.60
A. Money growth					9.35 (3.26)	9.32 (3.39)	9.41 (2.95)
B. Standard deviation of inflation					8.78 (3.05)	9.12 (2.20)	9.22 (1.94)
C. Inflation: most recent year					9.20 (3.99)	9.04 (4.80)	9.78 (1.10)
D. Freedom to own foreign currency bank accounts					10.00	10.00	10.00
Area 4. Freedom to Trade Internationally					7.16	7.06	6.94
A. Tariffs					7.09	7.19	7.19
(i) Revenue from trade taxes (% of trade sector)					8.67 (2.00)	8.95 (1.58)	8.95 (1.58)
(ii) Mean tariff rate					8.74 (6.30)	8.74 (6.30)	8.74 (6.30)
(iii) Standard deviation of tariff rates					3.88 (15.31)	3.88 (15.31)	3.88 (15.31)
B. Regulatory trade barriers					6.06	5.92	6.15
(i) Non-tariff trade barriers					5.80	5.39	5.85
(ii) Compliance costs of importing and exporting					6.32	6.45	6.45
C. Black-market exchange rates					10.00	10.00	10.00
D. Controls of the movement of capital and people					5.47	5.13	4.44
(i) Foreign ownership / investment restrictions					5.79	4.78	4.74
(ii) Capital controls					1.54	1.54	1.54
(iii) Freedom of foreigners to visit					9.07	9.07	7.04
Area 5. Regulation					6.39	6.96	6.23
A. Credit Market regulations					5.00	7.10	5.00
(i) Ownership of banks							
(ii) Private sector credit					0.00	4.21	0.00
(iii) Interest rate controls (negative real interest rates)					10.00	10.00	10.00
B. Labor Market regulations					8.11	7.95	7.92
(i) Hiring regulations and minimum wage					5.57	5.57	5.57
(ii) Hiring and firing regulations					5.25	5.30	4.81
(iii) Centralized collective bargaining					7.82	6.83	7.17
(iv) Hours regulations					10.00	10.00	10.00
(v) Mandated cost of worker dismissal					10.00	10.00	10.00
(vi) Conscriptation					10.00	10.00	10.00
C. Business regulations					6.06	5.81	5.76
(i) Administrative requirements					3.35	3.21	2.62
(ii) Bureaucracy costs					6.32	6.32	6.32
(iii) Starting a business					8.89	8.79	8.84
(iv) Extra payments / bribes / favoritism					2.90	2.31	1.93
(v) Licensing restrictions					6.92	6.27	6.93
(vi) Cost of tax compliance					7.98	7.98	7.95

Lesotho

	1980	1990	2000	2005	2010	2012	2013
	Rating (Rank)	Rating (Rank)	Rating (Rank)	Rating (Rank)	Rating (Rank)	Rating (Rank)	Rating (Rank)
Summary Ratings (Rank)				6.05 (105)	6.18 (124)	6.26 (123)	6.36 (117)
	Rating (Data)	Rating (Data)	Rating (Data)	Rating (Data)	Rating (Data)	Rating (Data)	Rating (Data)
Area 1. Size of Government				4.63	4.92	4.75	4.82
A. Government consumption				2.74 (30.67)	4.06 (26.21)	3.06 (29.60)	3.34 (28.65)
B. Transfers and subsidies				7.16 (10.92)	8.71 (5.22)	8.95 (4.35)	8.95 (4.35)
C. Government enterprises and investment				4.00 (31.66)	2.00 (44.64)	0.00 (58.60)	0.00 (58.60)
D. Top marginal tax rate						7.00	7.00
(i) Top marginal income tax rate						7.00 (35)	7.00 (35)
(ii) Top marginal income and payroll tax rate							7.00 (35)
Area 2. Legal System and Property Rights				4.65	4.48	4.78	5.29
A. Judicial independence				5.00	3.13	4.15	5.13
B. Impartial courts				4.68	3.36	4.15	4.28
C. Protection of property rights				3.95	4.08	3.79	4.33
D. Military interference in rule of law and politics				7.10	7.60	7.00	7.20
E. Integrity of the legal system							
F. Legal enforcement of contracts				4.04	3.82	3.93	3.93
G. Regulatory costs of the sale of real property				5.36	5.46	6.33	6.43
H. Reliability of police				3.74	3.93	4.80	6.11
I. Business costs of crime				3.29	4.49	4.10	4.89
Area 3. Sound Money				8.08	7.84	7.92	7.93
A. Money growth				8.92 (5.38)	8.08 (9.62)	8.84 (-5.78)	9.03 (-4.87)
B. Standard deviation of inflation				9.10 (2.24)	9.00 (2.50)	9.05 (2.38)	8.67 (3.33)
C. Inflation: most recent year				9.31 (3.44)	9.28 (3.58)	8.78 (6.10)	9.01 (4.93)
D. Freedom to own foreign currency bank accounts				5.00	5.00	5.00	5.00
Area 4. Freedom to Trade Internationally				5.99	6.18	6.14	5.95
A. Tariffs				4.57	4.67	4.00	4.68
(i) Revenue from trade taxes (% of trade sector)				0.00 (17.36)	0.00 (23.76)	0.00 (23.76)	0.00 (23.76)
(ii) Mean tariff rate				8.02 (9.90)	8.48 (7.60)	7.96 (10.20)	8.48 (7.60)
(iii) Standard deviation of tariff rates				5.70 (10.74)	5.53 (11.17)	4.04 (14.89)	5.56 (11.10)
B. Regulatory trade barriers				4.28	5.10	5.44	5.19
(i) Non-tariff trade barriers				5.15	4.81	5.38	4.87
(ii) Compliance costs of importing and exporting				3.42	5.38	5.50	5.50
C. Black-market exchange rates				10.00	10.00	10.00	10.00
D. Controls of the movement of capital and people				5.11	4.95	5.12	3.92
(i) Foreign ownership / investment restrictions				6.71	6.24	6.75	5.59
(ii) Capital controls				2.31	2.31	2.31	2.31
(iii) Freedom of foreigners to visit				6.30	6.31	6.31	3.86
Area 5. Regulation				6.89	7.47	7.69	7.80
A. Credit Market regulations		9.92		10.00	10.00	10.00	9.67
(i) Ownership of banks				10.00	10.00	10.00	10.00
(ii) Private sector credit		9.92		10.00	10.00	10.00	10.00
(iii) Interest rate controls (negative real interest rates)				10.00	10.00	10.00	9.00
B. Labor Market regulations				6.77	7.13	7.12	7.02
(i) Hiring regulations and minimum wage				7.80	7.77	7.77	7.77
(ii) Hiring and firing regulations				4.49	4.34	4.76	4.75
(iii) Centralized collective bargaining				4.38	6.12	5.68	5.07
(iv) Hours regulations				8.00	8.00	8.00	8.00
(v) Mandated cost of worker dismissal				5.92	6.55	6.55	6.55
(vi) Conscription				10.00	10.00	10.00	10.00
C. Business regulations				3.90	5.29	5.95	6.71
(i) Administrative requirements				2.53	3.42	4.63	4.90
(ii) Bureaucracy costs				1.30	6.86	6.86	6.86
(iii) Starting a business				7.19	8.42	8.95	8.97
(iv) Extra payments / bribes / favoritism				5.32	3.56	4.84	5.16
(v) Licensing restrictions				3.40	3.12	4.03	7.98
(vi) Cost of tax compliance				3.68	6.37	6.37	6.37

Libya

	1980	1990	2000	2005	2010	2012	2013
	Rating (Rank)	Rating (Rank)	Rating (Rank)	Rating (Rank)	Rating (Rank)	Rating (Rank)	Rating (Rank)
Summary Ratings (Rank)							5.11 (155)
	Rating (Data)	Rating (Data)	Rating (Data)	Rating (Data)	Rating (Data)	Rating (Data)	Rating (Data)
Area 1. Size of Government							4.75
A. Government consumption							0.00 (42.30)
B. Transfers and subsidies							
C. Government enterprises and investment							
D. Top marginal tax rate							9.50
(i) Top marginal income tax rate							10.00 (14)
(ii) Top marginal income and payroll tax rate							9.00 (25)
Area 2. Legal System and Property Rights							2.61
A. Judicial independence							3.40
B. Impartial courts							2.33
C. Protection of property rights							3.28
D. Military interference in rule of law and politics							1.50
E. Integrity of the legal system							
F. Legal enforcement of contracts							3.62
G. Regulatory costs of the sale of real property							
H. Reliability of police							1.67
I. Business costs of crime							2.45
Area 3. Sound Money							5.87
A. Money growth							7.75 (11.25)
B. Standard deviation of inflation							1.26 (21.86)
C. Inflation: most recent year							9.48 (2.61)
D. Freedom to own foreign currency bank accounts							5.00
Area 4. Freedom to Trade Internationally							5.50
A. Tariffs							
(i) Revenue from trade taxes (% of trade sector)							
(ii) Mean tariff rate							
(iii) Standard deviation of tariff rates							
B. Regulatory trade barriers							5.24
(i) Non-tariff trade barriers							4.55
(ii) Compliance costs of importing and exporting							5.93
C. Black-market exchange rates							10.00
D. Controls of the movement of capital and people							1.26
(i) Foreign ownership / investment restrictions							2.77
(ii) Capital controls							0.77
(iii) Freedom of foreigners to visit							0.25
Area 5. Regulation							6.80
A. Credit Market regulations							10.00
(i) Ownership of banks							
(ii) Private sector credit							10.00
(iii) Interest rate controls (negative real interest rates)							10.00
B. Labor Market regulations							6.90
(i) Hiring regulations and minimum wage							8.33
(ii) Hiring and firing regulations							4.32
(iii) Centralized collective bargaining							6.48
(iv) Hours regulations							6.00
(v) Mandated cost of worker dismissal							6.26
(vi) Conscription							10.00
C. Business regulations							3.50
(i) Administrative requirements							2.42
(ii) Bureaucracy costs							
(iii) Starting a business							8.56
(iv) Extra payments / bribes / favoritism							3.00
(v) Licensing restrictions							
(vi) Cost of tax compliance							0.03

Lithuania

	1980	1990	2000	2005	2010	2012	2013
	Rating (Rank)	Rating (Rank)	Rating (Rank)	Rating (Rank)	Rating (Rank)	Rating (Rank)	Rating (Rank)
Summary Ratings (Rank)			6.58 (63)	7.37 (43)	7.55 (23)	7.56 (25)	7.61 (19)
	Rating (Data)	Rating (Data)	Rating (Data)	Rating (Data)	Rating (Data)	Rating (Data)	Rating (Data)
Area 1. Size of Government			5.45	6.28	6.79	7.11	7.15
A. Government consumption		4.34 (25.25)	4.44 (24.90)	5.78 (20.35)	4.83 (23.57)	5.37 (21.74)	5.55 (21.12)
B. Transfers and subsidies			6.92 (11.82)	6.83 (12.13)	5.35 (17.58)	6.06 (14.95)	6.06 (14.95)
C. Government enterprises and investment				8.00 (15.88)	10.00 (9.80)	10.00 (9.80)	10.00 (9.80)
D. Top marginal tax rate			5.00	4.50	7.00	7.00	7.00
(i) Top marginal income tax rate			7.00 (33)	7.00 (33)	10.00 (15)	10.00 (15)	10.00 (15)
(ii) Top marginal income and payroll tax rate			3.00 (50)	2.00 (51)	4.00 (41)	4.00 (42)	4.00 (42)
Area 2. Legal System and Property Rights			6.48	6.37	6.45	6.39	6.30
A. Judicial independence				3.96	3.99	4.52	4.41
B. Impartial courts			6.07	4.31	4.28	3.83	3.55
C. Protection of property rights			3.20	6.51	5.58	5.41	5.41
D. Military interference in rule of law and politics			8.33	8.33	8.33	8.33	8.33
E. Integrity of the legal system			8.33	6.67	6.67	6.67	6.67
F. Legal enforcement of contracts				7.45	6.96	6.77	6.77
G. Regulatory costs of the sale of real property				9.71	9.68	9.69	9.69
H. Reliability of police				4.54	5.27	5.40	5.51
I. Business costs of crime				5.82	7.27	6.88	6.40
Area 3. Sound Money		7.49	7.09	8.83	9.37	8.88	9.15
A. Money growth			7.47 (12.63)	6.96 (15.19)	9.76 (-1.22)	8.73 (6.37)	7.95 (10.23)
B. Standard deviation of inflation			6.09 (9.77)	8.91 (2.73)	7.97 (5.08)	8.15 (4.61)	8.85 (2.87)
C. Inflation: most recent year		9.97 (-0.15)	9.80 (1.01)	9.47 (2.66)	9.74 (1.32)	8.63 (6.83)	9.78 (1.08)
D. Freedom to own foreign currency bank accounts		5.00	5.00	10.00	10.00	10.00	10.00
Area 4. Freedom to Trade Internationally			7.88	7.99	7.65	7.60	7.56
A. Tariffs			8.50	8.39	8.34	8.21	8.25
(i) Revenue from trade taxes (% of trade sector)			9.78 (0.33)	9.59 (0.62)	9.63 (0.55)	9.63 (0.55)	9.64 (0.54)
(ii) Mean tariff rate			9.78 (0.33)	9.46 (2.70)	8.98 (5.10)	8.90 (5.50)	8.90 (5.50)
(iii) Standard deviation of tariff rates			6.80 (8.00)	6.13 (9.67)	6.41 (8.98)	6.11 (9.74)	6.22 (9.46)
B. Regulatory trade barriers			5.20	7.37	7.35	7.25	6.98
(i) Non-tariff trade barriers			5.20	6.10	5.84	5.74	5.19
(ii) Compliance costs of importing and exporting				8.64	8.85	8.76	8.76
C. Black-market exchange rates		0.00	10.00	10.00	10.00	10.00	10.00
D. Controls of the movement of capital and people		0.00	7.81	6.20	4.91	4.91	5.01
(i) Foreign ownership / investment restrictions			8.12	6.03	5.24	5.25	5.33
(ii) Capital controls		0.00	7.50	6.15	3.08	3.08	3.85
(iii) Freedom of foreigners to visit				6.40	6.42	6.42	5.87
Area 5. Regulation			6.01	7.36	7.47	7.81	7.91
A. Credit Market regulations		0.00	7.00	9.92	8.68	9.39	9.64
(i) Ownership of banks		0.00	5.00	10.00	10.00	10.00	10.00
(ii) Private sector credit			6.99	9.75	6.03	8.17	8.91
(iii) Interest rate controls (negative real interest rates)			9.00	10.00	10.00	10.00	10.00
B. Labor Market regulations			4.23	5.46	7.42	7.37	7.36
(i) Hiring regulations and minimum wage			3.01	6.70	8.33	8.33	8.33
(ii) Hiring and firing regulations			2.75	3.55	3.66	3.46	3.30
(iii) Centralized collective bargaining			8.17	8.28	8.29	8.20	8.25
(iv) Hours regulations			4.00	4.00	8.00	8.00	8.00
(v) Mandated cost of worker dismissal				7.22	6.26	6.26	6.26
(vi) Conscription		0.00	3.00	3.00	10.00	10.00	10.00
C. Business regulations			6.81	6.70	6.32	6.68	6.73
(i) Administrative requirements			7.28	3.34	2.94	3.41	3.36
(ii) Bureaucracy costs			7.48	4.81	4.05	4.05	4.05
(iii) Starting a business			4.18	8.98	9.15	9.78	9.88
(iv) Extra payments / bribes / favoritism			8.29	6.86	5.17	5.63	5.62
(v) Licensing restrictions				8.05	8.56	9.17	9.43
(vi) Cost of tax compliance				8.14	8.04	8.04	8.04

Luxembourg

	1980	1990	2000	2005	2010	2012	2013
	Rating (Rank)	Rating (Rank)	Rating (Rank)	Rating (Rank)	Rating (Rank)	Rating (Rank)	Rating (Rank)
Summary Ratings (Rank)	8.05 (3)	8.07 (7)	8.02 (12)	7.60 (24)	7.46 (31)	7.40 (36)	7.51 (27)
	Rating (Data)	Rating (Data)	Rating (Data)	Rating (Data)	Rating (Data)	Rating (Data)	Rating (Data)
Area 1. Size of Government	6.77	4.73	4.78	4.35	4.03	4.03	4.50
A. Government consumption	6.54 (17.75)	6.54 (17.77)	3.15 (29.30)	2.40 (31.84)	1.62 (34.50)	1.38 (35.30)	1.26 (35.70)
B. Transfers and subsidies		2.89 (26.60)	4.47 (20.81)	4.01 (22.50)	3.49 (24.39)	3.23 (25.35)	3.23 (25.35)
C. Government enterprises and investment	7.00 (22.00)	8.00 (19.20)	8.00 (19.20)	7.00 (21.91)	7.00 (24.70)	8.00 (19.85)	8.00 (19.85)
D. Top marginal tax rate		1.50	3.50	4.00	4.00	3.50	5.50
(i) Top marginal income tax rate		1.00 (56)	4.00 (48)	5.00 (39)	5.00 (39)	4.00 (41)	6.00 (43)
(ii) Top marginal income and payroll tax rate		2.00 (58)	3.00 (54)	3.00 (46)	3.00 (46)	3.00 (48)	5.00 (49)
Area 2. Legal System and Property Rights	7.83	8.35	8.62	8.09	8.29	8.21	8.29
A. Judicial independence			7.30	7.43	8.49	7.77	8.33
B. Impartial courts			8.20	7.44	7.22	6.97	7.07
C. Protection of property rights			7.60	8.84	8.82	8.38	8.52
D. Military interference in rule of law and politics			10.00	10.00	10.00	10.00	10.00
E. Integrity of the legal system			10.00	10.00	10.00	10.00	10.00
F. Legal enforcement of contracts				7.51	7.46	7.46	7.46
G. Regulatory costs of the sale of real property				6.10	6.13	6.18	6.18
H. Reliability of police				7.85	8.12	8.37	8.57
I. Business costs of crime				7.66	8.38	8.75	8.45
Area 3. Sound Money	9.05	9.53	9.75	9.47	9.35	9.26	9.19
A. Money growth	9.22 (3.88)	9.27 (3.64)	9.81 (0.95)	9.20 (4.00)	8.87 (5.65)	8.47 (7.63)	8.04 (9.82)
B. Standard deviation of inflation	8.56 (3.60)	9.52 (1.20)	9.84 (0.41)	9.18 (2.05)	9.00 (2.49)	9.10 (2.25)	9.08 (2.29)
C. Inflation: most recent year	8.42 (7.92)	9.32 (3.42)	9.37 (3.15)	9.50 (2.49)	9.54 (2.28)	9.47 (2.66)	9.65 (1.73)
D. Freedom to own foreign currency bank accounts	10.00	10.00	10.00	10.00	10.00	10.00	10.00
Area 4. Freedom to Trade Internationally	9.70	9.51	9.46	8.47	8.38	8.13	8.12
A. Tariffs	9.09	8.52	9.18	8.39	8.34	8.21	8.25
(i) Revenue from trade taxes (% of trade sector)	9.93 (0.10)	9.93 (0.10)	9.78 (0.33)	9.59 (0.62)	9.63 (0.55)	9.63 (0.55)	9.64 (0.54)
(ii) Mean tariff rate	8.24 (8.80)	8.52 (7.40)	9.78 (0.33)	9.46 (2.70)	8.98 (5.10)	8.90 (5.50)	8.90 (5.50)
(iii) Standard deviation of tariff rates		7.12 (7.20)	8.24 (4.40)	6.13 (9.67)	6.41 (8.98)	6.11 (9.74)	6.22 (9.46)
B. Regulatory trade barriers			9.10	8.68	8.83	8.07	8.15
(i) Non-tariff trade barriers			8.20	8.07	8.37	7.08	7.25
(ii) Compliance costs of importing and exporting			10.00	9.29	9.29	9.06	9.06
C. Black-market exchange rates	10.00	10.00	10.00	10.00	10.00	10.00	10.00
D. Controls of the movement of capital and people	10.00	10.00	9.56	6.79	6.34	6.23	6.06
(i) Foreign ownership / investment restrictions			9.90	8.59	8.75	8.42	8.47
(ii) Capital controls	10.00	10.00	9.23	5.38	3.85	3.85	3.85
(iii) Freedom of foreigners to visit				6.40	6.42	6.42	5.87
Area 5. Regulation	6.90	8.24	7.51	7.61	7.26	7.37	7.47
A. Credit Market regulations	10.00	10.00	10.00	9.33	9.12	9.18	9.33
(i) Ownership of banks	10.00	10.00	10.00	8.00	8.00	8.00	8.00
(ii) Private sector credit			10.00	10.00	9.35	9.55	10.00
(iii) Interest rate controls (negative real interest rates)	10.00	10.00	10.00	10.00	10.00	10.00	10.00
B. Labor Market regulations		6.48		5.80	5.70	5.80	5.89
(i) Hiring regulations and minimum wage				3.30	2.23	2.23	2.23
(ii) Hiring and firing regulations		4.28		4.60	3.93	3.85	4.44
(iii) Centralized collective bargaining	5.18	5.18		6.49	5.55	6.21	6.19
(iv) Hours regulations				4.00	4.00	4.00	4.00
(v) Mandated cost of worker dismissal				6.38	8.50	8.50	8.50
(vi) Conscription	10.00	10.00	10.00	10.00	10.00	10.00	10.00
C. Business regulations				7.69	6.96	7.12	7.18
(i) Administrative requirements				4.94	4.32	5.36	5.53
(ii) Bureaucracy costs				6.78	2.01	2.01	2.01
(iii) Starting a business				8.97	9.30	9.32	9.31
(iv) Extra payments / bribes / favoritism				8.77	8.47	8.31	8.48
(v) Licensing restrictions				7.34	8.32	8.32	8.36
(vi) Cost of tax compliance				9.35	9.34	9.38	9.38

Macedonia

	1980	1990	2000	2005	2010	2012	2013
	Rating (Rank)	Rating (Rank)	Rating (Rank)	Rating (Rank)	Rating (Rank)	Rating (Rank)	Rating (Rank)
Summary Ratings (Rank)				6.43 (90)	6.89 (78)	7.23 (55)	7.19 (60)
	Rating (Data)	Rating (Data)	Rating (Data)	Rating (Data)	Rating (Data)	Rating (Data)	Rating (Data)
Area 1. Size of Government				5.71	5.75	6.78	6.34
A. Government consumption				6.03 (19.51)	5.74 (20.50)	6.06 (19.40)	6.32 (18.50)
B. Transfers and subsidies				6.81 (12.21)	4.76 (19.74)	4.55 (20.49)	4.55 (20.49)
C. Government enterprises and investment				4.00 (35.72)	4.00 (33.80)	8.00 (18.40)	6.00 (25.00)
D. Top marginal tax rate				6.00	8.50	8.50	8.50
(i) Top marginal income tax rate				9.00 (24)	10.00 (10)	10.00 (10)	10.00 (10)
(ii) Top marginal income and payroll tax rate				3.00 (47)	7.00 (34)	7.00 (34)	7.00 (34)
Area 2. Legal System and Property Rights				4.27	5.23	5.35	5.54
A. Judicial independence				2.37	3.15	3.62	4.21
B. Impartial courts				3.19	3.44	3.66	4.19
C. Protection of property rights				4.12	4.42	5.77	5.92
D. Military interference in rule of law and politics				3.50	5.10	5.10	5.30
E. Integrity of the legal system							
F. Legal enforcement of contracts				5.55	5.79	4.16	4.16
G. Regulatory costs of the sale of real property				7.00	8.23	8.33	8.33
H. Reliability of police				4.70	5.26	5.66	5.86
I. Business costs of crime				3.69	6.45	6.52	6.36
Area 3. Sound Money				7.59	7.97	8.18	8.31
A. Money growth				6.01 (19.95)	8.05 (9.76)	9.45 (2.77)	9.42 (2.90)
B. Standard deviation of inflation				9.36 (1.59)	9.16 (2.11)	8.95 (2.62)	9.37 (1.59)
C. Inflation: most recent year				9.99 (0.04)	9.68 (1.61)	9.34 (3.32)	9.44 (2.78)
D. Freedom to own foreign currency bank accounts				5.00	5.00	5.00	5.00
Area 4. Freedom to Trade Internationally				7.36	7.45	7.68	7.61
A. Tariffs				9.01	8.05	8.22	8.24
(i) Revenue from trade taxes (% of trade sector)				8.83 (1.75)	9.35 (0.97)	9.54 (0.69)	9.54 (0.69)
(ii) Mean tariff rate				9.18 (4.10)	8.46 (7.70)	8.60 (7.00)	8.64 (6.80)
(iii) Standard deviation of tariff rates					6.34 (9.16)	6.53 (8.68)	6.55 (8.64)
B. Regulatory trade barriers				5.95	6.98	7.00	7.03
(i) Non-tariff trade barriers				5.56	5.48	5.53	5.59
(ii) Compliance costs of importing and exporting				6.34	8.47	8.47	8.47
C. Black-market exchange rates				10.00	10.00	10.00	10.00
D. Controls of the movement of capital and people				4.47	4.78	5.49	5.15
(i) Foreign ownership / investment restrictions				5.04	4.39	5.77	5.93
(ii) Capital controls				0.77	2.31	3.08	3.08
(iii) Freedom of foreigners to visit				7.60	7.63	7.63	6.46
Area 5. Regulation				7.24	8.06	8.13	8.13
A. Credit Market regulations				10.00	9.65	9.62	9.41
(i) Ownership of banks				10.00	10.00	10.00	10.00
(ii) Private sector credit				10.00	8.96	8.87	8.24
(iii) Interest rate controls (negative real interest rates)				10.00	10.00	10.00	10.00
B. Labor Market regulations				5.89	7.81	7.63	7.56
(i) Hiring regulations and minimum wage				3.90	7.23	7.23	6.10
(ii) Hiring and firing regulations				5.06	5.58	5.26	5.65
(iii) Centralized collective bargaining				7.80	8.27	7.56	7.85
(iv) Hours regulations				6.00	8.00	8.00	8.00
(v) Mandated cost of worker dismissal				7.59	7.76	7.76	7.76
(vi) Conscription				5.00	10.00	10.00	10.00
C. Business regulations				5.82	6.73	7.14	7.43
(i) Administrative requirements				3.20	3.59	4.68	4.95
(ii) Bureaucracy costs				5.29	5.30	5.30	5.30
(iii) Starting a business				8.98	9.88	9.92	9.93
(iv) Extra payments / bribes / favoritism				4.88	4.93	5.74	6.28
(v) Licensing restrictions				3.66	8.01	8.52	9.45
(vi) Cost of tax compliance				8.92	8.67	8.67	8.67

Madagascar

	1980	1990	2000	2005	2010	2012	2013
	Rating (Rank)	Rating (Rank)	Rating (Rank)	Rating (Rank)	Rating (Rank)	Rating (Rank)	Rating (Rank)
Summary Ratings (Rank)	3.87 (90)	4.48 (95)	5.96 (89)	5.82 (122)	6.43 (107)	6.53 (107)	6.71 (98)
	Rating (Data)	Rating (Data)	Rating (Data)	Rating (Data)	Rating (Data)	Rating (Data)	Rating (Data)
Area 1. Size of Government	4.13	6.34	7.21	7.66	8.81	9.05	8.75
A. Government consumption	8.25 (11.94)	9.25 (8.54)	9.75 (6.83)	9.22 (8.64)	8.88 (9.82)	8.87 (9.83)	9.15 (8.90)
B. Transfers and subsidies		9.75 (1.40)	9.86 (1.00)	9.77 (1.35)	9.35 (2.90)	9.35 (2.90)	9.35 (2.90)
C. Government enterprises and investment	0.00 (65.40)	0.00 (53.50)	2.00 (44.73)	4.00 (39.20)	10.00 (11.40)	10.00 (14.50)	8.00 (18.20)
D. Top marginal tax rate					7.00	8.00	8.50
(i) Top marginal income tax rate					9.00 (23)	9.00 (21)	10.00 (20)
(ii) Top marginal income and payroll tax rate					5.00 (36)	7.00 (34)	7.00 (34)
Area 2. Legal System and Property Rights		3.09	4.78	3.15	3.10	3.21	3.27
A. Judicial independence				3.26	2.10	1.90	1.95
B. Impartial courts			4.35	3.73	2.97	3.11	3.02
C. Protection of property rights				4.32	2.97	3.25	3.44
D. Military interference in rule of law and politics			5.00	1.67	1.67	1.67	1.67
E. Integrity of the legal system			5.00	2.08	4.17	4.17	4.17
F. Legal enforcement of contracts				2.42	2.42	2.42	2.42
G. Regulatory costs of the sale of real property				3.65	5.12	5.22	5.25
H. Reliability of police				4.19	2.43	2.95	3.01
I. Business costs of crime				3.03	4.04	4.22	4.48
Area 3. Sound Money	5.82	5.79	7.17	7.02	7.85	8.04	8.05
A. Money growth	7.38 (13.08)	7.37 (13.13)	7.85 (10.74)	9.32 (3.38)	8.80 (6.01)	8.97 (5.17)	8.96 (5.18)
B. Standard deviation of inflation	8.89 (2.77)	8.08 (4.81)	8.22 (4.44)	7.44 (6.39)	9.47 (1.33)	9.47 (1.33)	9.41 (1.47)
C. Inflation: most recent year	7.00 (14.99)	7.71 (11.46)	7.59 (12.03)	6.30 (18.51)	8.15 (9.25)	8.73 (6.36)	8.83 (5.83)
D. Freedom to own foreign currency bank accounts	0.00	0.00	5.00	5.00	5.00	5.00	5.00
Area 4. Freedom to Trade Internationally	1.34	3.44	5.70	6.04	6.08	6.04	6.91
A. Tariffs	4.02	1.73	4.11	6.86	6.69	6.55	6.55
(i) Revenue from trade taxes (% of trade sector)	4.33 (8.50)	0.67 (14.00)	4.11 (8.83)	5.23 (7.15)	5.07 (7.39)	4.76 (7.86)	4.76 (7.86)
(ii) Mean tariff rate	3.70 (31.50)	2.80 (36.00)	4.11 (8.83)	7.68 (11.60)	7.66 (11.70)	7.64 (11.80)	7.66 (11.70)
(iii) Standard deviation of tariff rates				7.66 (5.85)	7.33 (6.67)	7.26 (6.84)	7.24 (6.90)
B. Regulatory trade barriers				4.32	6.11	5.79	6.02
(i) Non-tariff trade barriers				5.49	5.31	4.56	5.02
(ii) Compliance costs of importing and exporting				3.14	6.91	7.01	7.01
C. Black-market exchange rates	0.00	8.60	10.00	10.00	10.00	10.00	10.00
D. Controls of the movement of capital and people	0.00	0.00	3.00	3.00	1.52	1.82	5.07
(i) Foreign ownership / investment restrictions				6.01	4.57	5.45	5.22
(ii) Capital controls	0.00	0.00	3.00	3.00	0.00	0.00	0.00
(iii) Freedom of foreigners to visit				0.00	0.00	0.00	10.00
Area 5. Regulation	4.20	3.76	4.95	5.22	6.32	6.29	6.58
A. Credit Market regulations	4.63	3.09	6.23	6.05	7.72	7.68	8.07
(i) Ownership of banks	0.00	0.00	2.00	5.00	10.00	10.00	10.00
(ii) Private sector credit	9.27	9.26	7.68	4.16	8.15	8.05	9.20
(iii) Interest rate controls (negative real interest rates)		0.00	9.00	9.00	5.00	5.00	5.00
B. Labor Market regulations				4.59	5.00	4.92	4.94
(i) Hiring regulations and minimum wage				1.10	1.10	1.10	1.10
(ii) Hiring and firing regulations				5.35	5.87	5.49	5.40
(iii) Centralized collective bargaining				6.90	6.89	6.82	7.00
(iv) Hours regulations				6.00	8.00	8.00	8.00
(v) Mandated cost of worker dismissal				7.22	7.12	7.12	7.12
(vi) Conscription	1.00	1.00	1.00	1.00	1.00	1.00	1.00
C. Business regulations				5.01	6.25	6.26	6.73
(i) Administrative requirements				2.75	3.21	3.86	4.16
(ii) Bureaucracy costs				4.14	6.56	6.56	6.56
(iii) Starting a business				7.74	9.62	9.61	9.60
(iv) Extra payments / bribes / favoritism				4.07	3.04	3.30	3.22
(v) Licensing restrictions				4.77	7.35	6.31	8.88
(vi) Cost of tax compliance				6.59	7.75	7.95	7.95

Malawi

	1980	1990	2000	2005	2010	2012	2013
	Rating (Rank)	Rating (Rank)	Rating (Rank)	Rating (Rank)	Rating (Rank)	Rating (Rank)	Rating (Rank)
Summary Ratings (Rank)	4.52 (74)	5.37 (64)	4.95 (115)	5.30 (131)	6.26 (120)	5.95 (133)	5.87 (136)
	Rating (Data)	Rating (Data)	Rating (Data)	Rating (Data)	Rating (Data)	Rating (Data)	Rating (Data)
Area 1. Size of Government	4.75	5.78	5.33	6.44	6.90	5.39	5.69
A. Government consumption	5.41 (21.62)	6.65 (17.39)	6.82 (16.80)	7.29 (15.23)	5.82 (20.20)	5.26 (22.10)	4.97 (23.10)
B. Transfers and subsidies	9.59 (2.00)	9.48 (2.40)	9.48 (2.40)	9.48 (2.40)	9.77 (1.34)	9.81 (1.21)	9.81 (1.21)
C. Government enterprises and investment	0.00 (78.60)	4.00 (38.30)	0.00 (81.30)	4.00 (35.77)	4.00 (39.56)	0.00 (56.30)	2.00 (46.60)
D. Top marginal tax rate	4.00	3.00	5.00	5.00	8.00	6.50	6.00
(i) Top marginal income tax rate	4.00 (45)	3.00 (50)	5.00 (38)	5.00 (38)	8.00 (30)	8.00 (30)	8.00 (30)
(ii) Top marginal income and payroll tax rate		3.00 (50)	5.00 (38)	5.00 (38)	8.00 (30)	5.00 (40)	4.00 (41)
Area 2. Legal System and Property Rights	3.62	4.48	5.53	5.01	5.47	5.03	5.04
A. Judicial independence			6.18	5.90	5.57	4.96	5.00
B. Impartial courts			4.91	4.41	5.04	4.81	4.36
C. Protection of property rights			3.23	5.28	5.03	4.71	4.79
D. Military interference in rule of law and politics			6.67	6.67	6.67	6.67	6.67
E. Integrity of the legal system			6.67	5.00	5.00	4.20	4.20
F. Legal enforcement of contracts				2.21	3.11	2.21	3.01
G. Regulatory costs of the sale of real property				7.22	7.64	8.04	8.07
H. Reliability of police				4.25	5.36	4.90	4.94
I. Business costs of crime				4.14	5.81	4.77	4.33
Area 3. Sound Money	6.05	5.59	2.88	3.19	5.73	6.60	5.94
A. Money growth	9.73 (1.36)	7.17 (14.15)	5.05 (24.75)	5.86 (20.72)	6.37 (18.17)	7.87 (10.65)	7.38 (13.09)
B. Standard deviation of inflation	7.64 (5.89)	7.35 (6.63)	2.37 (19.06)	0.00 (26.01)	8.04 (4.89)	7.77 (5.57)	6.84 (7.90)
C. Inflation: most recent year	6.84 (15.79)	7.83 (10.85)	4.08 (29.58)	6.92 (15.41)	8.52 (7.41)	5.75 (21.27)	4.54 (27.28)
D. Freedom to own foreign currency bank accounts	0.00	0.00	0.00	0.00	0.00	5.00	5.00
Area 4. Freedom to Trade Internationally	2.67	5.26	5.26	5.57	6.26	6.02	5.86
A. Tariffs	5.60	6.58	4.96	3.97	5.95	5.88	5.79
(i) Revenue from trade taxes (% of trade sector)	5.60 (6.60)	6.20 (5.70)	4.60 (8.10)	4.60 (8.10)	4.60 (8.10)	4.60 (8.10)	4.60 (8.10)
(ii) Mean tariff rate		6.96 (15.20)	4.60 (8.10)	7.30 (13.50)	7.46 (12.70)	7.46 (12.70)	7.52 (12.40)
(iii) Standard deviation of tariff rates			4.20 (14.50)	0.00 (34.29)	5.78 (10.54)	5.58 (11.05)	5.24 (11.90)
B. Regulatory trade barriers				3.92	4.33	4.86	5.48
(i) Non-tariff trade barriers				4.82	5.13	5.09	6.07
(ii) Compliance costs of importing and exporting				3.02	3.54	4.63	4.88
C. Black-market exchange rates	0.40	7.20	10.00	10.00	10.00	8.74	8.02
D. Controls of the movement of capital and people	2.00	2.00	0.83	4.39	4.74	4.58	4.17
(i) Foreign ownership / investment restrictions				6.58	6.04	5.56	5.61
(ii) Capital controls	2.00	2.00	0.83	0.00	1.54	1.54	1.54
(iii) Freedom of foreigners to visit				6.60	6.64	6.64	5.37
Area 5. Regulation	5.49	5.75	5.73	6.28	6.93	6.73	6.83
A. Credit Market regulations	4.65	5.35	5.30	7.94	7.70	7.51	7.02
(i) Ownership of banks	2.00	2.00	2.00	10.00	8.00	8.00	8.00
(ii) Private sector credit	7.95	8.05	5.91	5.81	8.09	6.54	6.05
(iii) Interest rate controls (negative real interest rates)	4.00	6.00	8.00	8.00	7.00	8.00	7.00
B. Labor Market regulations				6.57	7.23	7.03	7.15
(i) Hiring regulations and minimum wage				5.60	4.43	4.43	5.57
(ii) Hiring and firing regulations				4.56	5.68	5.06	4.41
(iii) Centralized collective bargaining				7.06	7.61	7.00	7.24
(iv) Hours regulations				10.00	10.00	10.00	10.00
(v) Mandated cost of worker dismissal				2.21	5.68	5.68	5.68
(vi) Conscription	10.00	10.00	10.00	10.00	10.00	10.00	10.00
C. Business regulations				4.32	5.87	5.63	6.33
(i) Administrative requirements				3.98	3.92	4.50	4.49
(ii) Bureaucracy costs				1.09	5.26	5.26	5.26
(iii) Starting a business				6.55	7.80	7.46	7.79
(iv) Extra payments / bribes / favoritism				5.46	4.27	3.78	3.95
(v) Licensing restrictions				2.97	5.71	4.76	8.42
(vi) Cost of tax compliance				5.85	8.24	8.04	8.04

Malaysia

	1980	1990	2000	2005	2010	2012	2013
	Rating (Rank)	Rating (Rank)	Rating (Rank)	Rating (Rank)	Rating (Rank)	Rating (Rank)	Rating (Rank)
Summary Ratings (Rank)	6.76 (13)	7.41 (15)	6.78 (53)	7.00 (64)	7.01 (71)	7.00 (74)	7.22 (58)
	Rating (Data)	Rating (Data)	Rating (Data)	Rating (Data)	Rating (Data)	Rating (Data)	Rating (Data)
Area 1. Size of Government	4.84	6.27	6.08	6.03	6.13	5.96	6.51
A. Government consumption	4.52 (24.64)	5.58 (21.02)	5.87 (20.05)	5.03 (22.89)	5.60 (20.95)	5.38 (21.70)	5.59 (21.00)
B. Transfers and subsidies	8.83 (4.80)	9.48 (2.40)	8.45 (6.20)	9.08 (3.87)	8.91 (4.50)	8.45 (6.18)	8.45 (6.18)
C. Government enterprises and investment	4.00 (37.30)	4.00 (33.80)	2.00 (47.00)	2.00 (45.37)	2.00 (45.20)	2.00 (42.00)	4.00 (39.50)
D. Top marginal tax rate	2.00	6.00	8.00	8.00	8.00	8.00	8.00
(i) Top marginal income tax rate	2.00 (60)	6.00 (45)	8.00 (29)	8.00 (28)	8.00 (26)	8.00 (26)	8.00 (26)
(ii) Top marginal income and payroll tax rate		6.00 (45)	8.00 (29)	8.00 (28)	8.00 (26)	8.00 (26)	8.00 (26)
Area 2. Legal System and Property Rights	6.59	6.52	5.62	6.99	6.86	6.79	6.93
A. Judicial independence			4.51	7.24	6.13	5.91	6.45
B. Impartial courts			6.01	7.35	6.59	6.50	6.73
C. Protection of property rights			4.23	7.93	7.19	7.00	7.16
D. Military interference in rule of law and politics			8.33	8.33	8.33	8.33	8.33
E. Integrity of the legal system			5.00	6.67	6.67	6.67	6.67
F. Legal enforcement of contracts				4.27	5.59	5.59	5.00
G. Regulatory costs of the sale of real property				6.49	8.01	8.65	8.66
H. Reliability of police				7.51	6.72	6.52	6.89
I. Business costs of crime				7.11	6.56	5.99	6.48
Area 3. Sound Money	9.05	9.00	8.15	6.60	6.52	6.50	6.60
A. Money growth	8.81 (5.94)	8.69 (6.57)	9.12 (-4.39)	9.16 (4.21)	8.93 (5.34)	8.87 (5.63)	8.80 (6.00)
B. Standard deviation of inflation	8.78 (3.06)	7.92 (5.20)	8.79 (3.04)	7.84 (5.40)	7.51 (6.23)	7.45 (6.36)	8.04 (4.91)
C. Inflation: most recent year	8.63 (6.87)	9.41 (2.95)	9.69 (1.53)	9.41 (2.96)	9.66 (1.71)	9.67 (1.66)	9.58 (2.11)
D. Freedom to own foreign currency bank accounts	10.00	10.00	5.00	0.00	0.00	0.00	0.00
Area 4. Freedom to Trade Internationally	7.12	7.25	6.88	7.39	7.49	7.60	7.74
A. Tariffs	6.37	6.76	5.92	6.66	6.92	6.93	7.14
(i) Revenue from trade taxes (% of trade sector)	4.87 (7.70)	7.87 (3.20)	9.59 (0.62)	9.67 (0.49)	9.79 (0.31)	9.81 (0.28)	9.81 (0.28)
(ii) Mean tariff rate	7.88 (10.60)	7.40 (13.00)	9.59 (0.62)	8.50 (7.50)	8.70 (6.50)	8.70 (6.50)	8.80 (6.00)
(iii) Standard deviation of tariff rates		5.00 (12.50)	0.00 (33.30)	1.81 (20.49)	2.28 (19.31)	2.28 (19.31)	2.80 (18.00)
B. Regulatory trade barriers			7.92	7.03	7.09	7.53	7.79
(i) Non-tariff trade barriers			6.67	6.27	6.31	6.32	6.83
(ii) Compliance costs of importing and exporting			9.17	7.78	7.87	8.74	8.74
C. Black-market exchange rates	10.00	10.00	10.00	10.00	10.00	10.00	10.00
D. Controls of the movement of capital and people	5.00	5.00	3.69	5.89	5.97	5.94	6.02
(i) Foreign ownership / investment restrictions			6.61	7.67	7.13	7.06	7.29
(ii) Capital controls	5.00	5.00	0.77	0.00	0.77	0.77	0.77
(iii) Freedom of foreigners to visit				10.00	10.00	10.00	10.00
Area 5. Regulation	6.18	8.00	7.19	7.99	8.03	8.16	8.30
A. Credit Market regulations	6.30	7.81	7.95	9.66	9.50	9.52	9.49
(i) Ownership of banks	5.00	5.00	5.00	10.00	10.00	10.00	10.00
(ii) Private sector credit	7.90	8.44	8.85	8.98	8.49	8.57	8.46
(iii) Interest rate controls (negative real interest rates)	6.00	10.00	10.00	10.00	10.00	10.00	10.00
B. Labor Market regulations		8.19	6.60	7.67	7.94	7.91	8.04
(i) Hiring regulations and minimum wage			4.47	10.00	10.00	10.00	10.00
(ii) Hiring and firing regulations		6.65	4.00	5.05	5.82	5.78	6.55
(iii) Centralized collective bargaining	7.93	7.93	7.53	7.95	7.57	7.46	7.46
(iv) Hours regulations			7.01	10.00	10.00	10.00	10.00
(v) Mandated cost of worker dismissal				3.05	4.24	4.24	4.24
(vi) Conscription	10.00	10.00	10.00	10.00	10.00	10.00	10.00
C. Business regulations			7.00	6.63	6.64	7.05	7.38
(i) Administrative requirements			7.13	5.96	5.71	6.04	6.61
(ii) Bureaucracy costs			8.43	3.47	3.26	3.26	3.26
(iii) Starting a business			6.33	8.83	9.64	9.73	9.75
(iv) Extra payments / bribes / favoritism			6.11	7.39	6.06	6.01	6.43
(v) Licensing restrictions				6.25	6.67	8.77	9.71
(vi) Cost of tax compliance				7.87	8.51	8.51	8.51

Mali

	1980	1990	2000	2005	2010	2012	2013
	Rating (Rank)	Rating (Rank)	Rating (Rank)	Rating (Rank)	Rating (Rank)	Rating (Rank)	Rating (Rank)
Summary Ratings (Rank)	5.92 (30)	5.28 (66)	6.19 (80)	6.02 (108)	5.97 (131)	6.15 (126)	6.29 (123)
	Rating (Data)	Rating (Data)	Rating (Data)	Rating (Data)	Rating (Data)	Rating (Data)	Rating (Data)
Area 1. Size of Government	8.84	6.43	7.15	7.49	5.78	7.40	7.20
A. Government consumption	10.00 (4.86)	7.31 (15.13)	7.47 (14.60)	8.46 (11.22)	5.35 (21.80)	8.09 (12.50)	7.32 (15.11)
B. Transfers and subsidies	9.51 (2.30)	9.97 (0.60)	9.97 (0.60)	10.00 (0.01)	10.00 (0.29)	10.00 (0.29)	10.00 (0.29)
C. Government enterprises and investment	7.00 (21.40)	2.00 (45.90)	4.00 (35.07)	4.00 (33.93)	2.00 (45.77)	8.00 (19.84)	8.00 (19.84)
D. Top marginal tax rate						3.50	3.50
(i) Top marginal income tax rate						5.00 (40)	5.00 (40)
(ii) Top marginal income and payroll tax rate						2.00 (53)	2.00 (53)
Area 2. Legal System and Property Rights	4.23	3.02	5.35	4.52	4.49	3.94	4.07
A. Judicial independence				4.43	2.89	2.72	3.45
B. Impartial courts			4.38	3.90	4.23	3.72	4.08
C. Protection of property rights				5.12	4.11	3.78	4.00
D. Military interference in rule of law and politics			6.67	5.83	5.83	4.20	4.20
E. Integrity of the legal system			5.00	5.00	5.00	5.00	5.00
F. Legal enforcement of contracts				1.95	2.63	2.63	2.63
G. Regulatory costs of the sale of real property				4.38	5.47	5.51	5.47
H. Reliability of police				5.48	3.98	4.11	4.70
I. Business costs of crime				4.59	6.29	3.78	3.09
Area 3. Sound Money	6.04	6.98	8.40	6.12	6.86	6.37	6.84
A. Money growth	8.58 (7.09)	9.10 (-4.52)	10.00 (-0.02)	8.55 (7.24)	9.38 (3.10)	8.15 (9.23)	8.46 (7.72)
B. Standard deviation of inflation	8.83 (2.93)	9.36 (1.59)	8.72 (3.20)	7.21 (6.97)	8.29 (4.26)	8.40 (4.00)	9.02 (2.44)
C. Inflation: most recent year	6.74 (16.31)	9.45 (2.73)	9.86 (-0.68)	8.72 (6.40)	9.78 (1.11)	8.91 (5.43)	9.88 (-0.60)
D. Freedom to own foreign currency bank accounts	0.00	0.00	5.00	0.00	0.00	0.00	0.00
Area 4. Freedom to Trade Internationally	4.74	5.06	5.91	6.01	6.46	6.36	6.89
A. Tariffs	5.23	5.97	7.73	7.30	7.62	7.69	7.69
(i) Revenue from trade taxes (% of trade sector)	7.47 (3.80)	6.93 (4.60)	7.87 (3.20)	7.11 (4.33)	7.95 (3.08)	8.17 (2.74)	8.17 (2.74)
(ii) Mean tariff rate	3.00 (35.00)	5.00 (25.00)	7.87 (3.20)	7.52 (12.40)	7.62 (11.90)	7.62 (11.90)	7.62 (11.90)
(iii) Standard deviation of tariff rates				7.26 (6.84)	7.29 (6.78)	7.29 (6.78)	7.29 (6.78)
B. Regulatory trade barriers				3.73	5.54	5.18	4.76
(i) Non-tariff trade barriers				5.04	5.02	4.37	3.67
(ii) Compliance costs of importing and exporting				2.42	6.05	5.99	5.86
C. Black-market exchange rates	9.00	9.20	10.00	10.00	10.00	10.00	10.00
D. Controls of the movement of capital and people	0.00	0.00	0.00	3.02	2.68	2.58	5.09
(i) Foreign ownership / investment restrictions				6.77	4.96	4.64	4.49
(ii) Capital controls	0.00	0.00	0.00	0.00	0.77	0.77	0.77
(iii) Freedom of foreigners to visit				2.30	2.32	2.32	10.00
Area 5. Regulation	5.73	4.94	4.13	5.94	6.24	6.71	6.47
A. Credit Market regulations	5.29	6.52	4.94	7.93	7.69	8.67	8.07
(i) Ownership of banks	2.00	2.00	2.00	8.00	8.00	8.00	8.00
(ii) Private sector credit	9.88	9.57	7.89	7.80	7.07	10.00	8.21
(iii) Interest rate controls (negative real interest rates)	4.00	8.00		8.00	8.00	8.00	8.00
B. Labor Market regulations				5.58	5.23	5.67	5.28
(i) Hiring regulations and minimum wage				6.70	5.00	6.67	4.43
(ii) Hiring and firing regulations				5.58	4.79	5.18	5.45
(iii) Centralized collective bargaining				6.09	6.00	6.62	6.23
(iv) Hours regulations				8.00	8.00	8.00	8.00
(v) Mandated cost of worker dismissal				7.13	7.57	7.57	7.57
(vi) Conscription	10.00	0.00	0.00	0.00	0.00	0.00	0.00
C. Business regulations				4.30	5.81	5.78	6.07
(i) Administrative requirements				3.33	4.04	3.92	3.63
(ii) Bureaucracy costs				1.74	6.43	6.43	6.43
(iii) Starting a business				4.86	7.65	7.87	7.84
(iv) Extra payments / bribes / favoritism				4.15	2.56	2.18	2.58
(v) Licensing restrictions				4.75	7.20	7.33	8.96
(vi) Cost of tax compliance				6.97	6.97	6.97	6.97

Malta

	1980	1990	2000	2005	2010	2012	2013
	Rating (Rank)	Rating (Rank)	Rating (Rank)	Rating (Rank)	Rating (Rank)	Rating (Rank)	Rating (Rank)
Summary Ratings (Rank)	5.57 (44)	5.54 (57)	6.76 (54)	7.55 (29)	7.56 (22)	7.62 (19)	7.61 (19)
	Rating (Data)	Rating (Data)	Rating (Data)	Rating (Data)	Rating (Data)	Rating (Data)	Rating (Data)
Area 1. Size of Government	4.67	4.30	6.00	5.85	5.80	5.76	5.74
A. Government consumption	5.88 (20.01)	5.33 (21.89)	5.10 (22.67)	4.58 (24.44)	4.28 (25.45)	4.09 (26.11)	4.04 (26.26)
B. Transfers and subsidies	6.81 (12.20)	5.89 (15.60)	5.92 (15.49)	5.82 (15.85)	5.92 (15.47)	5.94 (15.42)	5.94 (15.42)
C. Government enterprises and investment	6.00 (28.60)	6.00 (28.80)	6.00 (28.80)	6.00	6.00	6.00	6.00
D. Top marginal tax rate	0.00	0.00	7.00	7.00	7.00	7.00	7.00
(i) Top marginal income tax rate	0.00 (65)	0.00 (65)	7.00 (35)	7.00 (35)	7.00 (35)	7.00 (35)	7.00 (35)
(ii) Top marginal income and payroll tax rate		0.00 (65)	7.00 (35)	7.00 (35)	7.00 (35)	7.00 (35)	7.00 (35)
Area 2. Legal System and Property Rights		4.48	8.37	7.68	7.52	7.19	7.04
A. Judicial independence				7.18	6.89	6.30	6.02
B. Impartial courts			6.77	5.93	5.01	4.89	4.89
C. Protection of property rights				6.92	7.09	7.55	6.74
D. Military interference in rule of law and politics			10.00	10.00	10.00	10.00	10.00
E. Integrity of the legal system			8.33	8.33	8.33	8.33	8.33
F. Legal enforcement of contracts						4.48	4.48
G. Regulatory costs of the sale of real property						8.04	8.04
H. Reliability of police				7.12	6.92	7.14	7.11
I. Business costs of crime				8.31	8.37	7.95	7.79
Area 3. Sound Money	6.50	7.27	7.00	8.99	9.54	9.47	9.52
A. Money growth	9.68 (1.60)	10.00 (-0.02)	9.94 (-0.28)	6.82 (15.91)	8.59 (7.06)	8.56 (7.20)	8.57 (7.14)
B. Standard deviation of inflation	8.80 (3.00)	9.74 (0.64)	8.51 (3.72)	9.75 (0.63)	9.87 (0.32)	9.80 (0.49)	9.80 (0.49)
C. Inflation: most recent year	7.52 (12.40)	9.36 (3.21)	9.53 (2.37)	9.40 (3.01)	9.70 (1.52)	9.52 (2.42)	9.73 (1.37)
D. Freedom to own foreign currency bank accounts	0.00	0.00	0.00	10.00	10.00	10.00	10.00
Area 4. Freedom to Trade Internationally	5.44	6.11	6.23	8.55	8.13	8.10	7.99
A. Tariffs	6.73	6.73	8.51	9.28	8.34	8.21	8.25
(i) Revenue from trade taxes (% of trade sector)	6.73 (4.90)	6.73 (4.90)	9.58 (0.63)	9.59 (0.62)	9.63 (0.55)	9.63 (0.55)	9.64 (0.54)
(ii) Mean tariff rate			9.58 (0.63)	9.46 (2.70)	8.98 (5.10)	8.90 (5.50)	8.90 (5.50)
(iii) Standard deviation of tariff rates			7.72 (5.70)	8.80 (3.00)	6.41 (8.98)	6.11 (9.74)	6.22 (9.46)
B. Regulatory trade barriers				7.47	7.45	7.50	7.19
(i) Non-tariff trade barriers				7.47	7.45	6.33	5.71
(ii) Compliance costs of importing and exporting						8.68	8.68
C. Black-market exchange rates	7.60	9.60	9.40	10.00	10.00	10.00	10.00
D. Controls of the movement of capital and people	2.00	2.00	0.77	7.45	6.75	6.70	6.51
(i) Foreign ownership / investment restrictions				7.48	6.90	6.76	6.72
(ii) Capital controls	2.00	2.00	0.77	8.46	6.92	6.92	6.92
(iii) Freedom of foreigners to visit				6.40	6.42	6.42	5.87
Area 5. Regulation	5.68	5.55	6.23	6.67	6.79	7.60	7.76
A. Credit Market regulations	5.15	4.81	6.62	7.88	9.22	9.22	9.33
(i) Ownership of banks	0.00	0.00	2.00	10.00	10.00	10.00	10.00
(ii) Private sector credit	9.45	8.43	7.86	3.63	7.67	7.65	7.99
(iii) Interest rate controls (negative real interest rates)	6.00	6.00	10.00	10.00	10.00	10.00	10.00
B. Labor Market regulations				7.09	6.76	7.36	7.48
(i) Hiring regulations and minimum wage						6.10	7.23
(ii) Hiring and firing regulations				4.14	4.17	4.82	4.55
(iii) Centralized collective bargaining				7.14	6.12	7.22	7.13
(iv) Hours regulations						6.00	6.00
(v) Mandated cost of worker dismissal						10.00	10.00
(vi) Conscription	10.00	10.00	10.00	10.00	10.00	10.00	10.00
C. Business regulations				5.03	4.39	6.23	6.46
(i) Administrative requirements				2.99	3.05	3.94	4.05
(ii) Bureaucracy costs				4.78	4.30	4.30	4.30
(iii) Starting a business						8.62	8.77
(iv) Extra payments / bribes / favoritism				7.32	5.82	5.06	4.98
(v) Licensing restrictions						6.99	8.19
(vi) Cost of tax compliance						8.44	8.44

Mauritania

	1980	1990	2000	2005	2010	2012	2013
	Rating (Rank)	Rating (Rank)	Rating (Rank)	Rating (Rank)	Rating (Rank)	Rating (Rank)	Rating (Rank)
Summary Ratings (Rank)				6.67 (79)	5.44 (144)	6.08 (128)	5.79 (139)
	Rating (Data)	Rating (Data)	Rating (Data)	Rating (Data)	Rating (Data)	Rating (Data)	Rating (Data)
Area 1. Size of Government				8.00	3.13	5.75	4.95
A. Government consumption				6.01 (19.57)	6.26 (18.70)	6.74 (17.10)	5.85 (20.10)
B. Transfers and subsidies							
C. Government enterprises and investment				10.00 (11.56)	0.00 (61.00)	4.00 (36.10)	2.00 (45.20)
D. Top marginal tax rate						6.50	7.00
(i) Top marginal income tax rate						8.00 (30)	7.00 (33)
(ii) Top marginal income and payroll tax rate						5.00 (40)	7.00 (33)
Area 2. Legal System and Property Rights				5.56	4.60	4.49	4.23
A. Judicial independence				4.71	2.69	2.36	2.22
B. Impartial courts				5.12	4.18	3.01	2.10
C. Protection of property rights				4.57	4.27	2.95	2.55
D. Military interference in rule of law and politics				5.50	3.00	3.30	3.60
E. Integrity of the legal system							
F. Legal enforcement of contracts				6.04	6.27	6.27	6.27
G. Regulatory costs of the sale of real property				7.36	7.53	7.53	7.53
H. Reliability of police				5.27	2.74	3.28	3.33
I. Business costs of crime				5.91	6.10	7.21	6.22
Area 3. Sound Money				7.36	6.49	6.85	6.88
A. Money growth				9.17 (4.15)	8.36 (8.18)	8.21 (8.93)	8.21 (8.93)
B. Standard deviation of inflation				7.71 (5.72)	3.83 (15.42)	5.17 (12.06)	5.13 (12.16)
C. Inflation: most recent year				7.57 (12.13)	8.74 (6.28)	9.01 (4.94)	9.17 (4.13)
D. Freedom to own foreign currency bank accounts				5.00	5.00	5.00	5.00
Area 4. Freedom to Trade Internationally				5.98	6.01	6.20	6.13
A. Tariffs				7.50	7.64	7.64	7.64
(i) Revenue from trade taxes (% of trade sector)							
(ii) Mean tariff rate				7.86 (10.70)	8.08 (9.60)	8.08 (9.60)	8.08 (9.60)
(iii) Standard deviation of tariff rates				7.13 (7.17)	7.20 (7.01)	7.20 (7.01)	7.20 (7.01)
B. Regulatory trade barriers				4.00	4.93	4.78	4.45
(i) Non-tariff trade barriers				3.40	4.93	4.36	3.70
(ii) Compliance costs of importing and exporting				4.61	4.94	5.19	5.19
C. Black-market exchange rates				10.00	10.00	10.00	10.00
D. Controls of the movement of capital and people				2.42	1.45	2.40	2.43
(i) Foreign ownership / investment restrictions				6.43	3.36	3.88	3.19
(ii) Capital controls				0.83	1.00	3.33	3.33
(iii) Freedom of foreigners to visit				0.00	0.00	0.00	0.75
Area 5. Regulation				6.43	6.97	7.13	6.75
A. Credit Market regulations				8.11	8.02	9.50	8.94
(i) Ownership of banks							
(ii) Private sector credit				7.22	8.03	10.00	8.88
(iii) Interest rate controls (negative real interest rates)				9.00	8.00	9.00	9.00
B. Labor Market regulations				7.02	7.22	7.09	5.87
(i) Hiring regulations and minimum wage				3.30	5.57	5.57	4.43
(ii) Hiring and firing regulations				7.79	4.99	4.44	3.80
(iii) Centralized collective bargaining				5.88	6.81	6.59	6.08
(iv) Hours regulations				8.00	8.00	8.00	8.00
(v) Mandated cost of worker dismissal				7.13	7.94	7.94	7.94
(vi) Conscription				10.00	10.00	10.00	5.00
C. Business regulations				4.17	5.66	4.79	5.44
(i) Administrative requirements				6.00	4.88	3.90	3.55
(ii) Bureaucracy costs				2.68	7.56	7.56	7.56
(iii) Starting a business				4.03	7.79	7.88	8.42
(iv) Extra payments / bribes / favoritism				3.77	2.66	2.49	2.11
(v) Licensing restrictions				6.36	8.89	4.73	9.22
(vi) Cost of tax compliance				2.20	2.20	2.20	1.77

Mauritius

	1980	1990	2000	2005	2010	2012	2013
	Rating (Rank)	Rating (Rank)	Rating (Rank)	Rating (Rank)	Rating (Rank)	Rating (Rank)	Rating (Rank)
Summary Ratings (Rank)	4.90 (62)	6.12 (39)	7.57 (22)	7.53 (31)	7.93 (7)	8.09 (6)	8.08 (6)
	Rating (Data)	Rating (Data)	Rating (Data)	Rating (Data)	Rating (Data)	Rating (Data)	Rating (Data)
Area 1. Size of Government	5.63	6.81	7.37	7.19	7.89	7.95	7.87
A. Government consumption	7.14 (15.72)	7.24 (15.40)	7.00 (16.19)	6.62 (17.50)	7.09 (15.89)	7.26 (15.30)	6.97 (16.30)
B. Transfers and subsidies	8.37 (6.50)	8.99 (4.20)	8.49 (6.06)	8.62 (5.55)	8.45 (6.19)	8.52 (5.94)	8.52 (5.94)
C. Government enterprises and investment	4.00 (36.00)	4.00 (37.32)	6.00 (28.01)	6.00 (29.59)	7.00 (24.53)	7.00 (24.01)	7.00 (23.60)
D. Top marginal tax rate	3.00	7.00	8.00	7.50	9.00	9.00	9.00
(i) Top marginal income tax rate	3.00 (50)	7.00 (35)	9.00 (25)	8.00 (30)	10.00 (15)	10.00 (15)	10.00 (15)
(ii) Top marginal income and payroll tax rate		7.00 (35)	7.00 (33)	7.00 (31)	8.00 (26)	8.00 (26)	8.00 (26)
Area 2. Legal System and Property Rights		6.28	6.94	5.68	6.21	6.56	6.55
A. Judicial independence			6.18	6.11	6.43	6.67	6.76
B. Impartial courts			7.01	6.42	5.80	6.04	5.82
C. Protection of property rights			4.80	7.63	7.06	6.80	6.85
D. Military interference in rule of law and politics			10.00	8.70	7.70	8.90	8.80
E. Integrity of the legal system			6.70				
F. Legal enforcement of contracts				3.94	4.55	4.96	5.03
G. Regulatory costs of the sale of real property				1.03	6.10	6.23	6.25
H. Reliability of police				5.49	5.47	5.92	5.89
I. Business costs of crime				6.11	6.54	6.95	6.97
Area 3. Sound Money	4.92	6.20	9.58	9.49	9.28	9.43	9.67
A. Money growth	9.21 (3.95)	7.47 (12.64)	9.64 (-1.81)	9.35 (3.25)	8.82 (5.88)	9.48 (2.58)	9.81 (0.97)
B. Standard deviation of inflation	5.80 (10.50)	9.37 (1.58)	9.51 (1.21)	9.59 (1.03)	8.87 (2.83)	9.02 (2.44)	9.59 (1.03)
C. Inflation: most recent year	4.69 (26.57)	7.98 (10.12)	9.16 (4.20)	9.02 (4.91)	9.42 (2.89)	9.23 (3.85)	9.29 (3.54)
D. Freedom to own foreign currency bank accounts	0.00	0.00	10.00	10.00	10.00	10.00	10.00
Area 4. Freedom to Trade Internationally	2.44	4.51	7.20	7.96	8.29	8.40	8.49
A. Tariffs	3.31	3.14	3.54	7.44	9.17	9.34	9.38
(i) Revenue from trade taxes (% of trade sector)	3.60 (9.60)	4.93 (7.60)	6.81 (4.78)	7.59 (3.62)	9.71 (0.44)	9.76 (0.36)	9.76 (0.36)
(ii) Mean tariff rate	3.02 (34.90)	4.48 (27.60)	6.81 (4.78)	8.30 (8.50)	9.72 (1.40)	9.78 (1.10)	9.80 (1.00)
(iii) Standard deviation of tariff rates		0.00 (91.50)	0.00 (27.80)	6.43 (8.93)	8.08 (4.80)	8.47 (3.83)	8.59 (3.52)
B. Regulatory trade barriers			7.44	6.99	7.34	7.52	7.42
(i) Non-tariff trade barriers			7.88	6.15	6.43	6.34	6.08
(ii) Compliance costs of importing and exporting			6.99	7.82	8.26	8.70	8.76
C. Black-market exchange rates	2.00	8.40	10.00	10.00	10.00	10.00	10.00
D. Controls of the movement of capital and people	2.00	2.00	7.84	7.40	6.66	6.75	7.17
(i) Foreign ownership / investment restrictions			8.75	6.57	6.63	6.90	6.88
(ii) Capital controls	2.00	2.00	6.92	6.92	4.62	4.62	4.62
(iii) Freedom of foreigners to visit				8.70	8.74	8.74	10.00
Area 5. Regulation	6.59	6.80	6.74	7.34	8.00	8.10	7.82
A. Credit Market regulations	7.28	8.13	9.10	8.75	9.49	9.86	9.17
(i) Ownership of banks	8.00	10.00	10.00	10.00	10.00	10.00	10.00
(ii) Private sector credit	6.56	6.38	8.29	7.25	8.48	9.58	7.51
(iii) Interest rate controls (negative real interest rates)		8.00	9.00	9.00	10.00	10.00	10.00
B. Labor Market regulations			4.90	6.93	7.63	7.78	7.60
(i) Hiring regulations and minimum wage			3.12	10.00	10.00	10.00	6.67
(ii) Hiring and firing regulations			1.98	2.59	4.61	5.06	5.31
(iii) Centralized collective bargaining			3.55	3.52	5.64	6.07	6.10
(iv) Hours regulations			5.85	8.70	8.00	8.00	10.00
(v) Mandated cost of worker dismissal				6.76	7.53	7.53	7.53
(vi) Conscription	10.00	10.00	10.00	10.00	10.00	10.00	10.00
C. Business regulations			6.22	6.33	6.86	6.67	6.70
(i) Administrative requirements			5.93	2.16	4.28	4.75	4.83
(ii) Bureaucracy costs			7.50	4.40	4.67	4.67	4.67
(iii) Starting a business			5.42	8.44	9.77	9.77	9.79
(iv) Extra payments / bribes / favoritism			6.01	6.56	5.62	5.70	5.67
(v) Licensing restrictions				8.25	8.65	6.82	6.92
(vi) Cost of tax compliance				8.20	8.20	8.30	8.30

Mexico

	1980	1990	2000	2005	2010	2012	2013
	Rating (Rank)	Rating (Rank)	Rating (Rank)	Rating (Rank)	Rating (Rank)	Rating (Rank)	Rating (Rank)
Summary Ratings (Rank)	5.19 (55)	6.26 (36)	6.45 (70)	6.83 (72)	6.71 (87)	6.75 (90)	6.79 (93)
	Rating (Data)	Rating (Data)	Rating (Data)	Rating (Data)	Rating (Data)	Rating (Data)	Rating (Data)
Area 1. Size of Government	5.69	7.96	7.14	7.11	7.18	7.10	7.09
A. Government consumption	7.83 (13.36)	8.60 (10.75)	7.65 (13.98)	7.51 (14.46)	7.29 (15.23)	7.47 (14.60)	7.44 (14.70)
B. Transfers and subsidies	8.94 (4.40)	9.25 (3.24)	7.92 (8.13)	7.92 (8.13)	7.92 (8.13)	7.92 (8.13)	7.92 (8.13)
C. Government enterprises and investment	2.00 (43.00)	7.00 (23.90)	8.00 (16.80)	7.00 (22.40)	6.00 (29.26)	7.00 (23.75)	7.00 (23.75)
D. Top marginal tax rate	4.00	7.00	5.00	6.00	7.50	6.00	6.00
(i) Top marginal income tax rate	4.00 (55)	7.00 (40)	7.00 (40)	8.00 (30)	9.00 (30)	8.00 (30)	8.00 (30)
(ii) Top marginal income and payroll tax rate			3.00 (47)	4.00 (42)	6.00 (43)	4.00 (43)	4.00 (43)
Area 2. Legal System and Property Rights	6.29	6.76	4.25	4.96	4.57	4.46	4.45
A. Judicial independence			3.34	4.41	3.74	3.91	3.66
B. Impartial courts			5.18	3.85	3.72	3.91	3.69
C. Protection of property rights			4.38	6.05	5.05	5.32	4.94
D. Military interference in rule of law and politics			5.00	7.50	7.50	5.80	5.80
E. Integrity of the legal system			3.33	5.00	3.33	2.50	3.33
F. Legal enforcement of contracts				5.39	5.39	5.57	5.66
G. Regulatory costs of the sale of real property				6.89	6.86	6.86	7.12
H. Reliability of police				3.29	2.64	3.29	3.03
I. Business costs of crime				2.28	2.91	2.99	2.80
Area 3. Sound Money	7.70	3.59	6.85	8.08	8.07	8.10	8.08
A. Money growth	6.27 (18.66)	0.00 (51.34)	7.22 (13.89)	8.60 (7.02)	8.48 (7.59)	8.71 (6.46)	8.60 (7.00)
B. Standard deviation of inflation	9.08 (2.29)	0.00 (43.89)	7.09 (7.27)	9.51 (1.22)	9.61 (0.97)	9.52 (1.19)	9.49 (1.27)
C. Inflation: most recent year	5.44 (22.80)	4.37 (28.13)	8.10 (9.50)	9.20 (3.99)	9.17 (4.16)	9.18 (4.11)	9.24 (3.81)
D. Freedom to own foreign currency bank accounts	10.00	10.00	5.00	5.00	5.00	5.00	5.00
Area 4. Freedom to Trade Internationally	1.30	7.63	7.47	7.25	7.00	7.02	7.20
A. Tariffs	1.91	7.88	7.48	7.55	6.58	6.81	7.04
(i) Revenue from trade taxes (% of trade sector)	0.00 (17.60)	8.67 (2.00)	9.37 (0.94)	9.37 (0.94)	9.37 (0.94)	9.37 (0.94)	9.37 (0.94)
(ii) Mean tariff rate	3.82 (30.90)	7.78 (11.10)	9.37 (0.94)	8.16 (9.20)	8.20 (9.00)	8.44 (7.80)	8.42 (7.90)
(iii) Standard deviation of tariff rates		7.20 (7.00)	6.32 (9.20)	5.13 (12.18)	2.15 (19.62)	2.61 (18.49)	3.33 (16.67)
B. Regulatory trade barriers			7.28	7.04	7.23	7.14	7.04
(i) Non-tariff trade barriers			6.40	6.15	6.05	5.72	5.61
(ii) Compliance costs of importing and exporting			8.16	7.93	8.41	8.56	8.46
C. Black-market exchange rates	0.00	10.00	10.00	10.00	10.00	10.00	10.00
D. Controls of the movement of capital and people	2.00	5.00	5.12	4.39	4.20	4.13	4.74
(i) Foreign ownership / investment restrictions			8.70	7.54	6.97	6.75	6.38
(ii) Capital controls	2.00	5.00	1.54	1.54	1.54	1.54	2.31
(iii) Freedom of foreigners to visit				4.10	4.09	4.09	5.53
Area 5. Regulation	4.97	5.33	6.51	6.75	6.72	7.05	7.11
A. Credit Market regulations	5.62	5.58	9.51	8.86	8.65	9.48	9.37
(i) Ownership of banks	8.00	0.00	10.00	10.00	10.00	10.00	10.00
(ii) Private sector credit	4.87	8.74	9.52	6.57	5.94	8.44	8.11
(iii) Interest rate controls (negative real interest rates)	4.00	8.00	9.00	10.00	10.00	10.00	10.00
B. Labor Market regulations		5.08	4.40	5.74	5.40	5.49	5.81
(i) Hiring regulations and minimum wage			2.75	6.70	6.67	6.67	6.67
(ii) Hiring and firing regulations		5.00	4.10	4.65	3.47	3.95	4.05
(iii) Centralized collective bargaining		7.24	5.65	6.89	6.41	6.51	6.35
(iv) Hours regulations			6.51	8.00	8.00	8.00	10.00
(v) Mandated cost of worker dismissal				5.18	4.82	4.82	4.82
(vi) Conscription	3.00	3.00	3.00	3.00	3.00	3.00	3.00
C. Business regulations			5.62	5.65	6.11	6.17	6.16
(i) Administrative requirements			6.73	2.70	3.15	3.37	3.08
(ii) Bureaucracy costs			6.33	3.79	4.69	4.69	4.69
(iii) Starting a business			3.70	8.95	9.57	9.60	9.60
(iv) Extra payments / bribes / favoritism			5.73	6.19	4.16	4.16	3.84
(v) Licensing restrictions				8.48	9.00	8.94	9.47
(vi) Cost of tax compliance				3.81	6.11	6.26	6.26

Moldova

	1980	1990	2000	2005	2010	2012	2013
	Rating (Rank)	Rating (Rank)	Rating (Rank)	Rating (Rank)	Rating (Rank)	Rating (Rank)	Rating (Rank)
Summary Ratings (Rank)				6.77 (75)	6.61 (95)	6.67 (94)	6.63 (103)
	Rating (Data)	Rating (Data)	Rating (Data)	Rating (Data)	Rating (Data)	Rating (Data)	Rating (Data)
Area 1. Size of Government				8.04	6.56	6.48	6.46
A. Government consumption				7.55 (14.33)	6.15 (19.10)	6.59 (17.60)	6.47 (18.00)
B. Transfers and subsidies				6.56 (13.13)	6.07 (14.91)	6.35 (13.90)	6.35 (13.90)
C. Government enterprises and investment				10.00 (8.09)	7.00 (21.30)	6.00 (26.60)	6.00 (25.40)
D. Top marginal tax rate					7.00	7.00	7.00
(i) Top marginal income tax rate					10.00 (18)	10.00 (18)	10.00 (18)
(ii) Top marginal income and payroll tax rate					4.00 (41)	4.00 (41)	4.00 (41)
Area 2. Legal System and Property Rights				5.30	5.48	5.31	5.00
A. Judicial independence				1.98	1.99	1.54	1.59
B. Impartial courts				2.62	3.34	2.60	2.46
C. Protection of property rights				4.20	3.86	3.62	3.60
D. Military interference in rule of law and politics				6.67	6.67	6.67	6.67
E. Integrity of the legal system				8.33	7.50	7.50	6.67
F. Legal enforcement of contracts				6.71	6.07	6.19	4.45
G. Regulatory costs of the sale of real property				8.73	9.61	9.59	9.60
H. Reliability of police				3.60	3.41	3.40	3.48
I. Business costs of crime				4.88	6.82	6.68	6.50
Area 3. Sound Money				6.65	7.38	7.74	7.64
A. Money growth				5.30 (23.51)	8.06 (9.72)	8.28 (8.61)	7.89 (10.56)
B. Standard deviation of inflation				8.92 (2.70)	7.96 (5.10)	8.61 (3.47)	8.61 (3.46)
C. Inflation: most recent year				7.38 (13.11)	8.52 (7.40)	9.07 (4.64)	9.07 (4.64)
D. Freedom to own foreign currency bank accounts				5.00	5.00	5.00	5.00
Area 4. Freedom to Trade Internationally				6.80	6.81	6.81	6.97
A. Tariffs				8.50	8.64	8.67	8.66
(i) Revenue from trade taxes (% of trade sector)				9.15 (1.27)	9.15 (1.28)	9.23 (1.15)	9.23 (1.15)
(ii) Mean tariff rate				8.96 (5.20)	9.08 (4.60)	9.08 (4.60)	9.08 (4.60)
(iii) Standard deviation of tariff rates				7.38 (6.55)	7.68 (5.80)	7.70 (5.75)	7.68 (5.80)
B. Regulatory trade barriers				5.50	5.39	5.45	6.00
(i) Non-tariff trade barriers				5.70	5.48	5.60	5.44
(ii) Compliance costs of importing and exporting				5.30	5.30	5.30	6.55
C. Black-market exchange rates				10.00	10.00	10.00	10.00
D. Controls of the movement of capital and people				3.21	3.20	3.13	3.22
(i) Foreign ownership / investment restrictions				5.02	4.94	4.76	4.70
(ii) Capital controls				0.00	0.00	0.00	0.00
(iii) Freedom of foreigners to visit				4.60	4.65	4.65	4.95
Area 5. Regulation				7.06	6.83	7.01	7.10
A. Credit Market regulations				9.33	9.11	9.58	9.70
(i) Ownership of banks				8.00	10.00	10.00	10.00
(ii) Private sector credit				10.00	8.32	8.73	9.10
(iii) Interest rate controls (negative real interest rates)				10.00	9.00	10.00	10.00
B. Labor Market regulations				6.04	5.50	5.53	5.54
(i) Hiring regulations and minimum wage				6.70	5.57	5.57	5.57
(ii) Hiring and firing regulations				5.73	4.11	4.39	4.36
(iii) Centralized collective bargaining				7.48	7.55	7.41	7.53
(iv) Hours regulations				6.00	6.00	6.00	6.00
(v) Mandated cost of worker dismissal				7.31	6.79	6.79	6.79
(vi) Conscription				3.00	3.00	3.00	3.00
C. Business regulations				5.81	5.88	5.93	6.05
(i) Administrative requirements				2.55	3.22	3.07	3.19
(ii) Bureaucracy costs				3.53	5.43	5.43	5.43
(iii) Starting a business				8.84	9.58	9.69	9.76
(iv) Extra payments / bribes / favoritism				6.78	3.56	3.39	3.12
(v) Licensing restrictions				5.76	6.03	6.05	6.89
(vi) Cost of tax compliance				7.40	7.44	7.97	7.93

Mongolia

	1980	1990	2000	2005	2010	2012	2013
	Rating (Rank)	Rating (Rank)	Rating (Rank)	Rating (Rank)	Rating (Rank)	Rating (Rank)	Rating (Rank)
Summary Ratings (Rank)				7.08 (59)	6.93 (77)	6.97 (76)	7.19 (60)
	Rating (Data)	Rating (Data)	Rating (Data)	Rating (Data)	Rating (Data)	Rating (Data)	Rating (Data)
Area 1. Size of Government				7.58	7.20	7.25	7.52
A. Government consumption				6.41 (18.22)	5.73 (20.53)	5.59 (21.00)	6.68 (17.30)
B. Transfers and subsidies				7.90 (8.20)	7.08 (11.23)	6.39 (13.74)	6.39 (13.74)
C. Government enterprises and investment				10.00 (7.63)	7.00 (20.50)	8.00 (16.60)	8.00 (16.60)
D. Top marginal tax rate				6.00	9.00	9.00	9.00
(i) Top marginal income tax rate				8.00 (30)	10.00 (10)	10.00 (10)	10.00 (10)
(ii) Top marginal income and payroll tax rate				4.00 (49)	8.00 (29)	8.00 (29)	8.00 (28)
Area 2. Legal System and Property Rights				5.28	5.67	5.74	5.71
A. Judicial independence				2.62	2.67	3.11	3.18
B. Impartial courts				2.52	3.21	3.14	3.06
C. Protection of property rights				5.00	3.84	4.26	4.38
D. Military interference in rule of law and politics				8.80	8.33	8.33	8.33
E. Integrity of the legal system					6.67	6.67	6.67
F. Legal enforcement of contracts				6.24	6.24	6.24	5.79
G. Regulatory costs of the sale of real property				9.07	9.10	9.11	9.11
H. Reliability of police				3.23	4.42	4.55	4.57
I. Business costs of crime				4.73	6.52	6.24	6.29
Area 3. Sound Money				8.31	7.22	7.60	8.03
A. Money growth				8.48 (7.61)	4.74 (26.30)	6.84 (15.79)	6.68 (16.62)
B. Standard deviation of inflation				7.30 (6.74)	6.17 (9.57)	6.54 (8.66)	7.18 (7.04)
C. Inflation: most recent year				7.46 (12.72)	7.97 (10.15)	7.00 (14.98)	8.28 (8.60)
D. Freedom to own foreign currency bank accounts				10.00	10.00	10.00	10.00
Area 4. Freedom to Trade Internationally				6.80	6.94	6.90	7.38
A. Tariffs				9.18	9.13	9.16	9.16
(i) Revenue from trade taxes (% of trade sector)				9.01 (1.48)	8.69 (1.96)	8.77 (1.84)	8.77 (1.84)
(ii) Mean tariff rate				9.16 (4.20)	9.00 (5.00)	9.00 (5.00)	9.00 (5.00)
(iii) Standard deviation of tariff rates				9.37 (1.58)	9.70 (0.75)	9.72 (0.70)	9.72 (0.70)
B. Regulatory trade barriers				4.62	4.35	4.14	4.59
(i) Non-tariff trade barriers				3.90	5.32	5.34	5.51
(ii) Compliance costs of importing and exporting				5.34	3.37	2.93	3.67
C. Black-market exchange rates				10.00	10.00	10.00	10.00
D. Controls of the movement of capital and people				3.41	4.29	4.29	5.76
(i) Foreign ownership / investment restrictions				6.75	6.06	5.77	5.76
(ii) Capital controls				3.08	6.36	6.67	6.67
(iii) Freedom of foreigners to visit				0.40	0.44	0.44	4.86
Area 5. Regulation				7.43	7.64	7.38	7.30
A. Credit Market regulations				9.43	9.50	8.61	8.14
(i) Ownership of banks							
(ii) Private sector credit				9.85	10.00	7.22	6.28
(iii) Interest rate controls (negative real interest rates)				9.00	9.00	10.00	10.00
B. Labor Market regulations				7.05	7.18	7.03	6.97
(i) Hiring regulations and minimum wage				8.90	8.90	8.90	8.90
(ii) Hiring and firing regulations				7.00	5.95	5.09	4.80
(iii) Centralized collective bargaining				8.25	7.96	7.95	7.89
(iv) Hours regulations				6.00	8.00	8.00	8.00
(v) Mandated cost of worker dismissal				9.17	9.25	9.25	9.25
(vi) Conscription				3.00	3.00	3.00	3.00
C. Business regulations				5.82	6.24	6.50	6.79
(i) Administrative requirements				2.92	2.83	3.11	3.14
(ii) Bureaucracy costs				3.36	6.70	6.70	6.70
(iii) Starting a business				9.12	9.44	9.63	9.64
(iv) Extra payments / bribes / favoritism				4.67	3.19	3.84	4.21
(v) Licensing restrictions				7.12	7.44	7.87	8.68
(vi) Cost of tax compliance				7.71	7.85	7.85	8.34

Montenegro

	1980	1990	2000	2005	2010	2012	2013
	Rating (Rank)	Rating (Rank)	Rating (Rank)	Rating (Rank)	Rating (Rank)	Rating (Rank)	Rating (Rank)
Summary Ratings (Rank)				6.37 (96)	7.33 (40)	7.24 (53)	7.18 (62)
	Rating (Data)	Rating (Data)	Rating (Data)	Rating (Data)	Rating (Data)	Rating (Data)	Rating (Data)
Area 1. Size of Government				5.60	6.25	6.90	7.17
A. Government consumption				3.81 (27.03)	5.24 (22.20)	6.21 (18.90)	6.00 (19.60)
B. Transfers and subsidies							
C. Government enterprises and investment				6.00 (25.80)	6.00 (26.30)	7.00 (23.60)	8.00 (19.00)
D. Top marginal tax rate				7.00	7.50	7.50	7.50
(i) Top marginal income tax rate				9.00 (23)	10.00 (14)	10.00 (10)	10.00 (10)
(ii) Top marginal income and payroll tax rate					5.00 (40)	5.00 (40)	5.00 (40)
Area 2. Legal System and Property Rights				5.56	6.47	5.94	5.63
A. Judicial independence				3.50	5.28	4.40	3.95
B. Impartial courts				3.50	5.41	4.51	4.11
C. Protection of property rights				4.50	6.20	5.37	5.17
D. Military interference in rule of law and politics				10.00	7.70	7.80	7.60
E. Integrity of the legal system							
F. Legal enforcement of contracts				4.80	4.80	4.80	4.80
G. Regulatory costs of the sale of real property				7.72	7.64	7.66	7.68
H. Reliability of police				4.49	6.52	6.09	5.54
I. Business costs of crime				5.96	8.20	6.93	6.20
Area 3. Sound Money				7.13	8.32	8.03	8.51
A. Money growth					9.94 (-0.29)	9.43 (-2.84)	9.70 (1.49)
B. Standard deviation of inflation				7.24 (6.90)	8.48 (3.81)	8.50 (3.75)	9.77 (0.59)
C. Inflation: most recent year				9.14 (4.32)	9.87 (0.65)	9.17 (4.15)	9.56 (2.21)
D. Freedom to own foreign currency bank accounts				5.00	5.00	5.00	5.00
Area 4. Freedom to Trade Internationally				7.20	7.88	7.73	7.80
A. Tariffs				7.51	8.13	8.18	8.13
(i) Revenue from trade taxes (% of trade sector)				7.80 (3.30)	7.80 (3.30)	7.80 (3.30)	7.80 (3.30)
(ii) Mean tariff rate				8.68 (6.60)	9.02 (4.90)	9.14 (4.30)	9.14 (4.30)
(iii) Standard deviation of tariff rates				6.05 (9.90)	7.57 (6.08)	7.61 (5.98)	7.45 (6.36)
B. Regulatory trade barriers				6.31	7.23	6.77	6.81
(i) Non-tariff trade barriers				4.50	6.35	5.42	5.51
(ii) Compliance costs of importing and exporting				8.12	8.12	8.12	8.12
C. Black-market exchange rates				10.00	10.00	10.00	10.00
D. Controls of the movement of capital and people				5.00	6.15	5.97	6.26
(i) Foreign ownership / investment restrictions					6.55	6.01	5.74
(ii) Capital controls					6.92	6.92	6.92
(iii) Freedom of foreigners to visit				5.00	4.98	4.98	6.12
Area 5. Regulation				6.38	7.75	7.62	6.81
A. Credit Market regulations				9.45	9.78	9.61	6.67
(i) Ownership of banks				10.00	10.00	10.00	10.00
(ii) Private sector credit				8.34	9.34	8.83	0.00
(iii) Interest rate controls (negative real interest rates)				10.00	10.00	10.00	10.00
B. Labor Market regulations				4.76	7.66	7.16	7.34
(i) Hiring regulations and minimum wage				6.70	8.90	5.57	6.67
(ii) Hiring and firing regulations				2.00	5.21	5.08	4.98
(iii) Centralized collective bargaining				2.50	6.35	6.53	6.63
(iv) Hours regulations				8.00	10.00	8.00	8.00
(v) Mandated cost of worker dismissal				6.38	5.51	7.76	7.76
(vi) Conscriptation				3.00	10.00	10.00	10.00
C. Business regulations				4.92	5.81	6.09	6.41
(i) Administrative requirements				4.00	5.06	4.32	4.32
(ii) Bureaucracy costs				3.00	4.81	4.81	4.81
(iii) Starting a business				9.16	9.66	9.66	9.66
(iv) Extra payments / bribes / favoritism				3.00	5.62	5.09	4.94
(v) Licensing restrictions				4.55	3.90	6.24	8.32
(vi) Cost of tax compliance				5.83	5.83	6.41	6.41

Morocco

	1980	1990	2000	2005	2010	2012	2013
	Rating (Rank)	Rating (Rank)	Rating (Rank)	Rating (Rank)	Rating (Rank)	Rating (Rank)	Rating (Rank)
Summary Ratings (Rank)	4.42 (77)	5.20 (68)	6.14 (82)	6.42 (92)	6.50 (103)	6.44 (110)	6.46 (109)
	Rating (Data)	Rating (Data)	Rating (Data)	Rating (Data)	Rating (Data)	Rating (Data)	Rating (Data)
Area 1. Size of Government	4.63	5.91	6.32	6.71	6.50	5.92	5.81
A. Government consumption	5.51 (21.26)	6.12 (19.18)	5.10 (22.65)	4.48 (24.75)	4.87 (23.43)	4.62 (24.30)	4.71 (24.00)
B. Transfers and subsidies	9.02 (4.10)	9.51 (2.30)	8.16 (7.25)	8.37 (6.48)	8.13 (7.35)	7.04 (11.35)	7.04 (11.35)
C. Government enterprises and investment	2.00 (46.80)	8.00 (19.80)	8.00 (18.10)	10.00 (13.60)	8.00 (18.67)	8.00 (17.66)	8.00 (17.66)
D. Top marginal tax rate	2.00	0.00	4.00	4.00	5.00	4.00	3.50
(i) Top marginal income tax rate	2.00 (64)	0.00 (87)	4.00 (44)	4.00 (44)	5.00 (38)	5.00 (38)	5.00 (38)
(ii) Top marginal income and payroll tax rate					5.00 (38)	3.00 (46)	2.00 (51)
Area 2. Legal System and Property Rights	2.24	3.99	7.68	6.17	5.97	6.00	6.11
A. Judicial independence				4.07	4.28	3.98	4.20
B. Impartial courts			6.37	5.06	4.83	4.25	4.15
C. Protection of property rights				6.26	5.62	6.35	6.42
D. Military interference in rule of law and politics			6.67	6.67	6.67	6.67	6.67
E. Integrity of the legal system			10.00	8.33	8.33	7.50	7.50
F. Legal enforcement of contracts				4.30	5.09	5.09	5.09
G. Regulatory costs of the sale of real property				7.65	6.97	6.93	7.30
H. Reliability of police				6.65	5.34	6.13	6.44
I. Business costs of crime				6.60	6.60	7.12	7.20
Area 3. Sound Money	6.26	6.50	6.96	7.10	7.07	7.14	7.26
A. Money growth	8.75 (6.25)	8.09 (9.57)	8.63 (6.84)	8.94 (5.29)	9.29 (3.56)	9.82 (0.91)	9.87 (0.65)
B. Standard deviation of inflation	8.19 (4.52)	9.06 (2.36)	9.60 (0.99)	9.65 (0.86)	9.18 (2.05)	8.98 (2.54)	9.56 (1.09)
C. Inflation: most recent year	8.11 (9.46)	8.87 (5.66)	9.62 (1.89)	9.80 (0.98)	9.80 (0.99)	9.74 (1.28)	9.62 (1.89)
D. Freedom to own foreign currency bank accounts	0.00	0.00	0.00	0.00	0.00	0.00	0.00
Area 4. Freedom to Trade Internationally	4.41	4.73	4.40	6.26	6.79	7.13	6.99
A. Tariffs	1.43	4.78	3.19	4.74	5.55	6.13	6.13
(i) Revenue from trade taxes (% of trade sector)	2.87 (10.70)	4.27 (8.60)	5.09 (7.36)	7.51 (3.73)	8.44 (2.34)	9.13 (1.30)	9.13 (1.30)
(ii) Mean tariff rate	0.00 (54.00)	5.30 (23.50)	5.09 (7.36)	6.12 (19.40)	6.38 (18.10)	7.42 (12.90)	7.42 (12.90)
(iii) Standard deviation of tariff rates			1.20 (22.00)	0.59 (23.52)	1.82 (20.45)	1.85 (20.38)	1.85 (20.38)
B. Regulatory trade barriers				5.88	6.87	7.34	7.31
(i) Non-tariff trade barriers				4.98	5.49	6.43	6.16
(ii) Compliance costs of importing and exporting				6.78	8.24	8.24	8.45
C. Black-market exchange rates	9.80	7.40	10.00	9.42	10.00	10.00	10.00
D. Controls of the movement of capital and people	2.00	2.00	0.00	5.01	4.75	5.05	4.52
(i) Foreign ownership / investment restrictions				7.07	6.30	7.19	7.17
(ii) Capital controls	2.00	2.00	0.00	0.77	0.77	0.77	0.77
(iii) Freedom of foreigners to visit				7.20	7.19	7.19	5.62
Area 5. Regulation	4.55	4.90	5.36	5.84	6.15	6.03	6.12
A. Credit Market regulations	5.69	6.09	7.32	7.74	7.41	6.87	7.00
(i) Ownership of banks	5.00	5.00	5.00	5.00	5.00	5.00	5.00
(ii) Private sector credit	6.38	5.26	7.95	9.21	9.23	7.60	8.00
(iii) Interest rate controls (negative real interest rates)		8.00	9.00	9.00	8.00	8.00	8.00
B. Labor Market regulations				3.65	4.52	4.51	4.54
(i) Hiring regulations and minimum wage				0.00	1.10	1.10	1.10
(ii) Hiring and firing regulations				5.30	5.08	4.46	4.47
(iii) Centralized collective bargaining				7.50	6.65	7.20	7.40
(iv) Hours regulations				6.00	8.00	8.00	8.00
(v) Mandated cost of worker dismissal				2.12	5.29	5.29	5.29
(vi) Conscription	1.00	1.00	1.00	1.00	1.00	1.00	1.00
C. Business regulations				6.12	6.52	6.72	6.81
(i) Administrative requirements				3.56	3.86	4.23	4.36
(ii) Bureaucracy costs				5.40	4.90	4.90	4.90
(iii) Starting a business				9.26	9.42	9.55	9.55
(iv) Extra payments / bribes / favoritism				5.08	4.70	5.31	5.29
(v) Licensing restrictions				7.42	8.91	8.94	9.38
(vi) Cost of tax compliance				5.99	7.33	7.40	7.40

Mozambique

	1980	1990	2000	2005	2010	2012	2013
	Rating (Rank)	Rating (Rank)	Rating (Rank)	Rating (Rank)	Rating (Rank)	Rating (Rank)	Rating (Rank)
Summary Ratings (Rank)				5.45 (129)	5.55 (140)	6.00 (132)	5.87 (136)
	Rating (Data)	Rating (Data)	Rating (Data)	Rating (Data)	Rating (Data)	Rating (Data)	Rating (Data)
Area 1. Size of Government				5.47	5.19	6.56	6.53
A. Government consumption				8.41 (11.41)	5.76 (20.40)	5.24 (22.20)	5.12 (22.60)
B. Transfers and subsidies					9.01 (4.14)	9.02 (4.09)	9.02 (4.09)
C. Government enterprises and investment				2.00 (45.74)	0.00 (63.51)	6.00 (25.80)	6.00 (25.80)
D. Top marginal tax rate				6.00	6.00	6.00	6.00
(i) Top marginal income tax rate				7.00 (32)	7.00 (32)	7.00 (32)	7.00 (32)
(ii) Top marginal income and payroll tax rate				5.00 (37)	5.00 (38)	5.00 (38)	5.00 (38)
Area 2. Legal System and Property Rights				3.23	4.23	4.11	3.95
A. Judicial independence				2.46	2.83	2.59	2.46
B. Impartial courts				2.68	3.69	3.43	3.35
C. Protection of property rights				4.82	4.17	4.10	3.93
D. Military interference in rule of law and politics				3.61	6.67	6.67	6.67
E. Integrity of the legal system				5.00	5.00	5.00	5.00
F. Legal enforcement of contracts				0.00	0.00	0.00	0.00
G. Regulatory costs of the sale of real property				4.54	6.35	6.73	6.98
H. Reliability of police				3.07	4.32	3.61	3.10
I. Business costs of crime				2.85	5.06	4.91	4.07
Area 3. Sound Money				7.64	5.86	6.35	6.43
A. Money growth		2.88 (35.58)		8.45 (7.77)	7.37 (13.16)	7.58 (12.11)	8.48 (7.58)
B. Standard deviation of inflation				8.56 (3.59)	8.60 (3.51)	8.25 (4.37)	8.10 (4.76)
C. Inflation: most recent year				8.57 (7.17)	7.46 (12.70)	9.58 (2.09)	9.15 (4.26)
D. Freedom to own foreign currency bank accounts				5.00	0.00	0.00	0.00
Area 4. Freedom to Trade Internationally				6.10	6.51	6.61	6.65
A. Tariffs				6.75	7.98	7.97	7.97
(i) Revenue from trade taxes (% of trade sector)					8.90 (1.65)	8.89 (1.67)	8.89 (1.67)
(ii) Mean tariff rate				7.38 (13.10)	7.98 (10.10)	7.98 (10.10)	7.98 (10.10)
(iii) Standard deviation of tariff rates				6.13 (9.68)	7.05 (7.37)	7.05 (7.37)	7.05 (7.37)
B. Regulatory trade barriers				5.10	5.65	6.07	6.30
(i) Non-tariff trade barriers				4.68	4.82	5.30	5.75
(ii) Compliance costs of importing and exporting				5.53	6.49	6.84	6.84
C. Black-market exchange rates				10.00	10.00	10.00	10.00
D. Controls of the movement of capital and people				2.53	2.42	2.39	2.32
(i) Foreign ownership / investment restrictions				6.70	6.38	6.27	6.30
(ii) Capital controls				0.00	0.00	0.00	0.00
(iii) Freedom of foreigners to visit				0.90	0.89	0.89	0.67
Area 5. Regulation				4.82	5.96	6.35	5.80
A. Credit Market regulations				7.16	8.93	9.36	7.75
(i) Ownership of banks					10.00	10.00	10.00
(ii) Private sector credit				5.31	6.80	8.08	3.24
(iii) Interest rate controls (negative real interest rates)				9.00	10.00	10.00	10.00
B. Labor Market regulations				2.96	2.76	3.08	3.03
(i) Hiring regulations and minimum wage				2.80	1.67	3.33	3.33
(ii) Hiring and firing regulations				3.01	3.90	4.34	4.08
(iii) Centralized collective bargaining				5.25	4.97	4.82	4.78
(iv) Hours regulations				6.70	6.00	6.00	6.00
(v) Mandated cost of worker dismissal				0.00	0.00	0.00	0.00
(vi) Conscription				0.00	0.00	0.00	0.00
C. Business regulations				4.35	6.19	6.59	6.62
(i) Administrative requirements				2.01	4.33	4.06	4.21
(ii) Bureaucracy costs				2.31	6.84	6.84	6.84
(iii) Starting a business				5.73	9.46	9.39	9.40
(iv) Extra payments / bribes / favoritism				5.09	4.28	3.51	3.31
(v) Licensing restrictions				3.50	4.78	8.33	8.56
(vi) Cost of tax compliance				7.42	7.42	7.42	7.42

Myanmar

	1980	1990	2000	2005	2010	2012	2013
	Rating (Rank)	Rating (Rank)	Rating (Rank)	Rating (Rank)	Rating (Rank)	Rating (Rank)	Rating (Rank)
Summary Ratings (Rank)	3.86 (91)	2.69 (113)	3.67 (123)	4.01 (139)	4.18 (152)	5.28 (146)	5.56 (146)
	Rating (Data)	Rating (Data)	Rating (Data)	Rating (Data)	Rating (Data)	Rating (Data)	Rating (Data)
Area 1. Size of Government			5.76	6.33	5.80	6.17	6.67
A. Government consumption			8.28 (11.86)	10.00 (4.10)	8.40 (11.44)	8.01 (12.77)	8.01 (12.77)
B. Transfers and subsidies							
C. Government enterprises and investment		2.00 (45.00)	4.00 (34.36)	4.00 (34.36)	4.00	4.00	4.00
D. Top marginal tax rate			5.00	5.00	5.00	6.50	8.00
(i) Top marginal income tax rate			5.00 (40)	5.00 (40)	5.00 (40)	8.00 (30)	8.00 (30)
(ii) Top marginal income and payroll tax rate			5.00 (40)	5.00 (40)	5.00 (40)	5.00 (40)	8.00 (30)
Area 2. Legal System and Property Rights	5.35	3.50	2.92	2.60	3.19	3.27	3.29
A. Judicial independence						3.06	2.67
B. Impartial courts			3.76	2.80	2.90	2.38	2.58
C. Protection of property rights						2.52	2.82
D. Military interference in rule of law and politics			0.00	0.00	1.67	2.50	2.50
E. Integrity of the legal system			5.00	5.00	5.00	5.00	5.00
F. Legal enforcement of contracts						1.87	1.87
G. Regulatory costs of the sale of real property						5.50	5.50
H. Reliability of police						3.29	3.10
I. Business costs of crime						3.30	3.55
Area 3. Sound Money	6.90	4.23	5.53	4.96	5.73	6.46	6.37
A. Money growth	9.26 (3.69)	7.46 (12.70)	6.93 (15.36)	7.10 (14.51)	7.71 (11.43)	7.61 (11.93)	7.69 (11.55)
B. Standard deviation of inflation	8.59 (3.53)	3.16 (17.09)	5.22 (11.96)	4.60 (13.49)	6.76 (8.10)	8.52 (3.70)	8.91 (2.72)
C. Inflation: most recent year	9.75 (1.24)	6.29 (18.54)	9.98 (-0.11)	8.13 (9.37)	8.46 (7.72)	9.71 (1.47)	8.90 (5.52)
D. Freedom to own foreign currency bank accounts	0.00	0.00	0.00	0.00	0.00	0.00	0.00
Area 4. Freedom to Trade Internationally	0.18	0.00	0.00	1.81	1.78	5.58	5.68
A. Tariffs	0.53	0.00	0.00	5.42	5.35	5.40	5.40
(i) Revenue from trade taxes (% of trade sector)	0.53 (14.20)	0.00 (19.35)	0.00 (19.80)	0.00 (57.21)	0.00 (57.21)	0.00 (57.21)	0.00 (57.21)
(ii) Mean tariff rate			0.00 (19.80)	9.10 (4.50)	8.88 (5.60)	8.88 (5.60)	8.88 (5.60)
(iii) Standard deviation of tariff rates				7.16 (7.11)	7.16 (7.11)	7.31 (6.72)	7.31 (6.72)
B. Regulatory trade barriers						5.67	6.05
(i) Non-tariff trade barriers						4.95	4.98
(ii) Compliance costs of importing and exporting						6.38	7.11
C. Black-market exchange rates	0.00	0.00	0.00	0.00	0.00	10.00	10.00
D. Controls of the movement of capital and people	0.00	0.00	0.00	0.00	0.00	1.26	1.28
(i) Foreign ownership / investment restrictions						3.78	3.85
(ii) Capital controls	0.00	0.00	0.00	0.00	0.00	0.00	0.00
(iii) Freedom of foreigners to visit				0.00	0.00	0.00	0.00
Area 5. Regulation	3.03	3.04	4.14	4.36	4.39	4.93	5.77
A. Credit Market regulations	0.47	0.50	3.42	4.00	5.08	5.29	5.79
(i) Ownership of banks	0.00	0.00	0.00	0.00	0.00	0.00	0.00
(ii) Private sector credit	1.40	1.49	3.26	1.99	5.25	5.87	7.38
(iii) Interest rate controls (negative real interest rates)	0.00	0.00	7.00	10.00	10.00	10.00	10.00
B. Labor Market regulations						4.88	6.48
(i) Hiring regulations and minimum wage						0.00	10.00
(ii) Hiring and firing regulations						5.41	5.22
(iii) Centralized collective bargaining						7.62	7.42
(iv) Hours regulations						10.00	10.00
(v) Mandated cost of worker dismissal						6.26	6.26
(vi) Conscription	3.00	3.00	3.00	3.00	0.00	0.00	0.00
C. Business regulations						4.60	5.03
(i) Administrative requirements						2.85	3.18
(ii) Bureaucracy costs							
(iii) Starting a business						2.51	2.72
(iv) Extra payments / bribes / favoritism						2.10	2.16
(v) Licensing restrictions						7.30	8.82
(vi) Cost of tax compliance						8.26	8.27

Namibia

	1980	1990	2000	2005	2010	2012	2013
	Rating (Rank)	Rating (Rank)	Rating (Rank)	Rating (Rank)	Rating (Rank)	Rating (Rank)	Rating (Rank)
Summary Ratings (Rank)		5.05 (72)	6.38 (72)	6.65 (80)	6.65 (92)	6.64 (97)	6.68 (100)
	Rating (Data)	Rating (Data)	Rating (Data)	Rating (Data)	Rating (Data)	Rating (Data)	Rating (Data)
Area 1. Size of Government	1.70	4.92	5.14	6.21	6.19	6.00	6.24
A. Government consumption	3.40 (28.44)	1.50 (34.91)	2.24 (32.40)	4.41 (24.99)	3.79 (27.10)	3.15 (29.30)	3.09 (29.50)
B. Transfers and subsidies		9.26 (3.20)	9.33 (2.96)	9.41 (2.66)	8.98 (4.25)	8.85 (4.71)	8.85 (4.71)
C. Government enterprises and investment	0.00 (57.90)	4.00 (38.60)	4.00 (32.26)	4.00 (34.27)	6.00 (28.50)	6.00 (27.80)	6.00 (25.80)
D. Top marginal tax rate			5.00	7.00	6.00	6.00	7.00
(i) Top marginal income tax rate			5.00 (36)	7.00 (35)	6.00 (37)	6.00 (37)	7.00 (37)
(ii) Top marginal income and payroll tax rate			5.00 (36)	7.00 (35)	6.00 (37)	6.00 (37)	7.00 (37)
Area 2. Legal System and Property Rights		2.33	8.15	6.59	6.68	6.20	6.19
A. Judicial independence			7.18	7.07	6.44	6.18	6.12
B. Impartial courts			7.75	5.94	6.10	5.39	5.39
C. Protection of property rights			5.82	7.46	7.28	6.81	6.79
D. Military interference in rule of law and politics			10.00	10.00	10.00	10.00	10.00
E. Integrity of the legal system			10.00	8.33	8.33	8.33	8.33
F. Legal enforcement of contracts				6.25	6.25	4.82	4.82
G. Regulatory costs of the sale of real property				6.28	4.76	4.44	4.48
H. Reliability of police				3.63	5.97	5.06	4.80
I. Business costs of crime				4.32	4.94	4.76	4.94
Area 3. Sound Money		5.44	6.07	6.48	6.36	6.67	6.55
A. Money growth			7.57 (12.15)	8.97 (5.17)	8.24 (8.82)	9.20 (3.98)	8.39 (8.05)
B. Standard deviation of inflation		7.99 (5.03)	8.70 (3.25)	7.40 (6.49)	8.12 (4.71)	8.76 (3.09)	8.91 (2.72)
C. Inflation: most recent year		8.33 (8.34)	8.00 (10.02)	9.55 (2.26)	9.11 (4.47)	8.69 (6.54)	8.88 (5.60)
D. Freedom to own foreign currency bank accounts		0.00	0.00	0.00	0.00	0.00	0.00
Area 4. Freedom to Trade Internationally		5.85	5.13	6.29	6.56	6.75	6.77
A. Tariffs	8.12	6.14	5.40	5.70	6.24	6.77	6.79
(i) Revenue from trade taxes (% of trade sector)		5.13 (7.30)	1.63 (12.55)	3.04 (10.44)	5.19 (7.21)	6.62 (5.07)	6.62 (5.07)
(ii) Mean tariff rate	8.12 (9.40)	7.80 (11.00)	1.63 (12.55)	8.88 (5.60)	8.46 (7.70)	8.48 (7.60)	8.48 (7.60)
(iii) Standard deviation of tariff rates		5.48 (11.30)	6.00 (10.00)	5.17 (12.08)	5.07 (12.32)	5.20 (12.01)	5.26 (11.86)
B. Regulatory trade barriers				5.74	6.02	6.16	6.29
(i) Non-tariff trade barriers				5.25	5.80	5.49	5.67
(ii) Compliance costs of importing and exporting				6.23	6.23	6.82	6.90
C. Black-market exchange rates		9.40	10.00	10.00	10.00	10.00	10.00
D. Controls of the movement of capital and people		2.00	0.00	3.71	3.96	4.06	3.99
(i) Foreign ownership / investment restrictions				6.64	6.58	6.11	6.09
(ii) Capital controls		2.00	0.00	0.00	0.77	1.54	1.54
(iii) Freedom of foreigners to visit				4.50	4.54	4.54	4.36
Area 5. Regulation		6.73	7.43	7.69	7.45	7.58	7.66
A. Credit Market regulations		7.68	9.79	9.99	8.61	8.96	8.89
(i) Ownership of banks			10.00	10.00	10.00	10.00	10.00
(ii) Private sector credit		9.37	9.36	9.98	5.83	7.89	7.67
(iii) Interest rate controls (negative real interest rates)		6.00	10.00	10.00	10.00	9.00	9.00
B. Labor Market regulations				7.61	7.71	7.65	7.96
(i) Hiring regulations and minimum wage				10.00	10.00	10.00	10.00
(ii) Hiring and firing regulations				3.68	3.57	3.14	3.19
(iii) Centralized collective bargaining				6.18	6.42	6.46	6.28
(iv) Hours regulations				8.00	8.00	8.00	10.00
(v) Mandated cost of worker dismissal				7.78	8.27	8.27	8.27
(vi) Conscription		10.00	10.00	10.00	10.00	10.00	10.00
C. Business regulations				5.47	6.02	6.14	6.14
(i) Administrative requirements				2.87	3.98	4.21	4.09
(ii) Bureaucracy costs				3.45	4.73	4.73	4.73
(iii) Starting a business				6.77	7.71	7.73	7.75
(iv) Extra payments / bribes / favoritism				5.80	5.45	4.86	4.87
(v) Licensing restrictions				8.15	8.47	8.86	8.93
(vi) Cost of tax compliance				5.80	5.80	6.48	6.48

Nepal

	1980	1990	2000	2005	2010	2012	2013
	Rating (Rank)	Rating (Rank)	Rating (Rank)	Rating (Rank)	Rating (Rank)	Rating (Rank)	Rating (Rank)
Summary Ratings (Rank)	5.77 (34)	5.37 (64)	5.87 (92)	6.50 (84)	6.29 (118)	6.23 (125)	6.56 (106)
	Rating (Data)	Rating (Data)	Rating (Data)	Rating (Data)	Rating (Data)	Rating (Data)	Rating (Data)
Area 1. Size of Government	6.77	5.50	5.30	9.23	8.34	7.39	8.72
A. Government consumption	9.55 (7.54)	9.00 (9.40)	8.60 (10.77)	8.45 (11.27)	8.40 (11.45)	8.15 (12.30)	8.44 (11.30)
B. Transfers and subsidies					9.62 (1.89)	9.42 (2.61)	9.42 (2.61)
C. Government enterprises and investment	4.00 (37.30)	2.00 (43.20)	2.00 (43.20)	10.00 (14.64)	7.00 (20.25)	7.00 (22.60)	8.00 (18.60)
D. Top marginal tax rate						5.00	9.00
(i) Top marginal income tax rate						5.00 (40)	9.00 (25)
(ii) Top marginal income and payroll tax rate							
Area 2. Legal System and Property Rights			5.01	4.05	3.85	4.22	4.33
A. Judicial independence				5.16	3.63	3.83	3.88
B. Impartial courts			4.42	3.57	3.27	3.28	3.18
C. Protection of property rights				5.09	3.65	4.10	3.90
D. Military interference in rule of law and politics			5.61	0.00	1.80	2.60	3.30
E. Integrity of the legal system							
F. Legal enforcement of contracts				3.37	3.37	3.37	3.37
G. Regulatory costs of the sale of real property				7.80	8.26	8.33	8.33
H. Reliability of police				3.45	3.21	4.47	4.72
I. Business costs of crime				3.97	3.61	3.76	3.93
Area 3. Sound Money	6.10	6.26	6.97	6.60	6.26	6.40	6.42
A. Money growth	8.07 (9.66)	7.71 (11.47)	9.19 (-4.05)	8.91 (-5.46)	8.34 (8.32)	8.74 (6.28)	8.74 (6.31)
B. Standard deviation of inflation	7.86 (5.36)	9.48 (1.29)	9.19 (2.03)	8.86 (2.86)	8.72 (3.20)	8.75 (3.13)	8.76 (3.10)
C. Inflation: most recent year	8.48 (7.61)	7.86 (10.71)	9.50 (2.48)	8.63 (6.84)	8.00 (9.98)	8.11 (9.45)	8.19 (9.04)
D. Freedom to own foreign currency bank accounts	0.00	0.00	0.00	0.00	0.00	0.00	0.00
Area 4. Freedom to Trade Internationally	4.97	3.87	5.97	6.62	6.43	6.40	6.47
A. Tariffs	4.92	4.81	6.10	6.14	6.29	6.36	6.22
(i) Revenue from trade taxes (% of trade sector)	4.27 (8.60)	4.13 (8.80)	6.59 (5.11)	5.97 (6.05)	5.72 (6.42)	5.66 (6.51)	5.19 (7.21)
(ii) Mean tariff rate	5.58 (22.10)	5.48 (22.60)	6.59 (5.11)	7.06 (14.70)	7.54 (12.30)	7.54 (12.30)	7.56 (12.20)
(iii) Standard deviation of tariff rates			4.64 (13.40)	5.39 (11.54)	5.62 (10.95)	5.87 (10.33)	5.90 (10.25)
B. Regulatory trade barriers				4.58	4.72	4.58	4.93
(i) Non-tariff trade barriers				4.79	4.90	4.94	5.48
(ii) Compliance costs of importing and exporting				4.37	4.54	4.21	4.38
C. Black-market exchange rates	10.00	6.80	10.00	10.00	10.00	10.00	10.00
D. Controls of the movement of capital and people	0.00	0.00	1.82	5.77	4.69	4.65	4.73
(i) Foreign ownership / investment restrictions				4.82	4.08	3.96	4.19
(ii) Capital controls	0.00	0.00	1.82	2.50	0.00	0.00	0.00
(iii) Freedom of foreigners to visit				10.00	10.00	10.00	10.00
Area 5. Regulation	5.24	5.83	6.09	6.02	6.59	6.74	6.85
A. Credit Market regulations	4.00	5.56	6.25	7.23	8.21	8.28	8.33
(i) Ownership of banks	0.00	0.00	0.00	2.00	8.00	8.00	8.00
(ii) Private sector credit	6.00	6.68	8.76	9.68	9.64	9.84	10.00
(iii) Interest rate controls (negative real interest rates)	6.00	10.00	10.00	10.00	7.00	7.00	7.00
B. Labor Market regulations				5.91	5.90	5.82	5.88
(i) Hiring regulations and minimum wage				4.40	3.33	3.33	3.33
(ii) Hiring and firing regulations				3.56	4.13	3.73	3.74
(iii) Centralized collective bargaining				5.86	5.35	5.25	5.61
(iv) Hours regulations				10.00	10.00	10.00	10.00
(v) Mandated cost of worker dismissal				1.66	2.60	2.60	2.60
(vi) Conscription	10.00	10.00	10.00	10.00	10.00	10.00	10.00
C. Business regulations				4.91	5.66	6.12	6.35
(i) Administrative requirements				3.07	3.13	3.48	3.33
(ii) Bureaucracy costs				4.18	6.68	6.68	6.68
(iii) Starting a business				8.18	8.68	9.09	9.12
(iv) Extra payments / bribes / favoritism				4.20	3.22	3.02	3.19
(v) Licensing restrictions				4.41	5.93	8.12	9.50
(vi) Cost of tax compliance				5.43	6.35	6.35	6.26

Netherlands

	1980	1990	2000	2005	2010	2012	2013
	Rating (Rank)	Rating (Rank)	Rating (Rank)	Rating (Rank)	Rating (Rank)	Rating (Rank)	Rating (Rank)
Summary Ratings (Rank)	7.29 (10)	7.56 (12)	8.21 (8)	7.73 (18)	7.40 (36)	7.45 (34)	7.48 (30)
	Rating (Data)	Rating (Data)	Rating (Data)	Rating (Data)	Rating (Data)	Rating (Data)	Rating (Data)
Area 1. Size of Government	4.34	4.94	4.46	4.40	3.36	3.59	3.70
A. Government consumption	5.23 (22.22)	5.93 (19.85)	2.54 (31.37)	2.05 (33.02)	0.42 (38.56)	0.47 (38.40)	0.91 (36.90)
B. Transfers and subsidies	2.13 (29.40)	2.32 (28.70)	2.79 (26.97)	4.55 (20.51)	3.02 (26.12)	2.87 (26.65)	2.87 (26.65)
C. Government enterprises and investment	10.00 (14.80)	10.00 (12.70)	8.00 (16.39)	8.00 (18.41)	7.00 (21.02)	8.00 (19.66)	8.00 (19.84)
D. Top marginal tax rate	0.00	1.50	2.50	3.00	3.00	3.00	3.00
(i) Top marginal income tax rate	0.00 (72)	3.00 (60)	3.00 (52)	3.00 (52)	3.00 (52)	3.00 (52)	3.00 (52)
(ii) Top marginal income and payroll tax rate		0.00 (63)	2.00 (54)	3.00 (52)	3.00 (52)	3.00 (52)	3.00 (52)
Area 2. Legal System and Property Rights	7.48	8.35	9.62	8.36	8.10	8.15	8.03
A. Judicial independence			9.52	9.05	8.91	8.63	8.48
B. Impartial courts			9.52	8.90	7.32	7.42	7.23
C. Protection of property rights			9.09	9.21	8.06	8.28	8.07
D. Military interference in rule of law and politics			10.00	10.00	10.00	10.00	10.00
E. Integrity of the legal system			10.00	10.00	10.00	10.00	10.00
F. Legal enforcement of contracts				5.11	5.14	5.14	5.14
G. Regulatory costs of the sale of real property				7.90	7.86	7.95	7.95
H. Reliability of police				7.99	8.51	8.49	8.38
I. Business costs of crime				7.05	7.08	7.44	7.05
Area 3. Sound Money	9.43	9.64	9.57	9.46	9.56	9.52	9.66
A. Money growth	9.47 (2.64)	9.45 (2.74)	9.26 (3.70)	8.87 (5.64)	8.92 (5.40)	9.02 (4.91)	9.44 (2.79)
B. Standard deviation of inflation	9.35 (1.63)	9.58 (1.04)	9.54 (1.15)	9.30 (1.75)	9.57 (1.08)	9.57 (1.07)	9.72 (0.71)
C. Inflation: most recent year	8.90 (5.52)	9.54 (2.31)	9.50 (2.52)	9.66 (1.70)	9.75 (1.27)	9.51 (2.45)	9.50 (2.50)
D. Freedom to own foreign currency bank accounts	10.00	10.00	10.00	10.00	10.00	10.00	10.00
Area 4. Freedom to Trade Internationally	9.00	8.81	9.57	8.54	8.56	8.47	8.38
A. Tariffs	8.99	8.44	9.18	8.39	8.34	8.21	8.25
(i) Revenue from trade taxes (% of trade sector)	9.73 (0.40)	9.67 (0.50)	9.78 (0.33)	9.59 (0.62)	9.63 (0.55)	9.63 (0.55)	9.64 (0.54)
(ii) Mean tariff rate	8.24 (8.80)	8.52 (7.40)	9.78 (0.33)	9.46 (2.70)	8.98 (5.10)	8.90 (5.50)	8.90 (5.50)
(iii) Standard deviation of tariff rates		7.12 (7.20)	8.24 (4.40)	6.13 (9.67)	6.41 (8.98)	6.11 (9.74)	6.22 (9.46)
B. Regulatory trade barriers			9.54	8.15	8.30	8.02	7.78
(i) Non-tariff trade barriers			9.25	7.01	7.31	6.84	6.36
(ii) Compliance costs of importing and exporting			9.83	9.29	9.29	9.20	9.20
C. Black-market exchange rates	10.00	10.00	10.00	10.00	10.00	10.00	10.00
D. Controls of the movement of capital and people	8.00	8.00	9.54	7.60	7.61	7.63	7.49
(i) Foreign ownership / investment restrictions			9.85	7.95	7.26	7.24	7.38
(ii) Capital controls	8.00	8.00	9.23	8.46	9.17	9.23	9.23
(iii) Freedom of foreigners to visit				6.40	6.42	6.42	5.87
Area 5. Regulation	6.21	6.05	7.84	7.89	7.42	7.55	7.63
A. Credit Market regulations	9.44	9.26	10.00	9.99	8.86	8.93	8.94
(i) Ownership of banks	10.00	10.00	10.00	10.00	8.00	8.00	8.00
(ii) Private sector credit	8.33	7.78	10.00	9.96	8.59	8.79	8.83
(iii) Interest rate controls (negative real interest rates)	10.00	10.00	10.00	10.00	10.00	10.00	10.00
B. Labor Market regulations	2.97	2.83	5.19	6.67	6.72	6.80	7.05
(i) Hiring regulations and minimum wage			4.47	8.30	6.67	6.67	6.67
(ii) Hiring and firing regulations		3.38	2.58	3.17	3.57	3.62	3.42
(iii) Centralized collective bargaining	5.18	4.49	4.40	4.14	4.09	4.51	4.24
(iv) Hours regulations	2.73	2.46	4.51	6.00	6.00	6.00	8.00
(v) Mandated cost of worker dismissal				8.42	10.00	10.00	10.00
(vi) Conscription	1.00	1.00	10.00	10.00	10.00	10.00	10.00
C. Business regulations			8.32	7.02	6.67	6.91	6.89
(i) Administrative requirements			7.73	3.64	4.15	4.99	4.91
(ii) Bureaucracy costs			9.10	5.99	1.57	1.57	1.57
(iii) Starting a business			7.58	9.40	9.52	9.82	9.82
(iv) Extra payments / bribes / favoritism			8.88	8.91	8.34	8.24	8.11
(v) Licensing restrictions				7.01	7.85	8.22	8.29
(vi) Cost of tax compliance				7.20	8.58	8.62	8.62

New Zealand

	1980	1990	2000	2005	2010	2012	2013
	Rating (Rank)	Rating (Rank)	Rating (Rank)	Rating (Rank)	Rating (Rank)	Rating (Rank)	Rating (Rank)
Summary Ratings (Rank)	6.44 (20)	7.86 (9)	8.52 (5)	8.44 (3)	8.08 (4)	8.23 (3)	8.19 (3)
	Rating (Data)	Rating (Data)	Rating (Data)	Rating (Data)	Rating (Data)	Rating (Data)	Rating (Data)
Area 1. Size of Government	3.82	5.30	6.68	6.24	4.91	5.58	5.62
A. Government consumption	5.12 (22.59)	5.54 (21.17)	4.84 (23.56)	4.87 (23.45)	4.00 (26.40)	4.44 (24.90)	4.59 (24.40)
B. Transfers and subsidies	4.17 (21.90)	2.64 (27.50)	6.90 (11.87)	7.10 (11.16)	2.63 (27.55)	2.90 (26.57)	2.90 (26.57)
C. Government enterprises and investment	4.00 (30.80)	6.00 (25.30)	10.00 (14.84)	8.00 (16.17)	8.00 (19.10)	8.00 (16.66)	8.00 (16.66)
D. Top marginal tax rate	2.00	7.00	5.00	5.00	5.00	7.00	7.00
(i) Top marginal income tax rate	2.00 (62)	7.00 (33)	5.00 (39)	5.00 (39)	5.00 (36)	7.00 (33)	7.00 (33)
(ii) Top marginal income and payroll tax rate		7.00 (33)	5.00 (40)	5.00 (40)	5.00 (37)	7.00 (35)	7.00 (35)
Area 2. Legal System and Property Rights	8.04	8.35	9.10	8.70	8.69	8.76	8.77
A. Judicial independence			9.19	8.86	9.55	9.46	9.58
B. Impartial courts			9.19	8.15	7.59	7.77	7.83
C. Protection of property rights			7.15	8.66	8.07	8.23	8.26
D. Military interference in rule of law and politics			10.00	10.00	10.00	10.00	10.00
E. Integrity of the legal system			10.00	9.65	9.17	9.17	9.17
F. Legal enforcement of contracts				7.50	7.48	7.18	7.18
G. Regulatory costs of the sale of real property				9.93	9.93	9.95	9.95
H. Reliability of police				7.46	8.67	9.06	9.14
I. Business costs of crime				8.08	7.76	8.06	7.79
Area 3. Sound Money	6.31	8.64	9.54	9.65	9.65	9.62	9.48
A. Money growth	9.11 (4.46)	7.25 (13.76)	9.19 (4.06)	9.73 (1.36)	9.84 (-0.81)	9.50 (2.52)	9.10 (4.52)
B. Standard deviation of inflation	9.20 (2.00)	7.84 (5.39)	9.48 (1.29)	9.47 (1.33)	9.34 (1.66)	9.17 (2.07)	9.10 (2.24)
C. Inflation: most recent year	6.93 (15.36)	9.46 (2.70)	9.48 (2.62)	9.39 (3.04)	9.42 (2.91)	9.82 (0.88)	9.74 (1.30)
D. Freedom to own foreign currency bank accounts	0.00	10.00	10.00	10.00	10.00	10.00	10.00
Area 4. Freedom to Trade Internationally	7.62	8.85	9.32	8.73	8.67	8.51	8.45
A. Tariffs	7.87	6.56	9.01	8.88	9.10	9.14	9.14
(i) Revenue from trade taxes (% of trade sector)	8.33 (2.50)	8.87 (1.70)	9.47 (0.79)	9.30 (1.04)	8.81 (1.79)	8.86 (1.71)	8.86 (1.71)
(ii) Mean tariff rate	7.40 (13.00)	7.10 (14.50)	9.47 (0.79)	9.00 (5.00)	9.58 (2.10)	9.60 (2.00)	9.60 (2.00)
(iii) Standard deviation of tariff rates		3.72 (15.70)	8.24 (4.40)	8.33 (4.17)	8.92 (2.69)	8.96 (2.60)	8.97 (2.58)
B. Regulatory trade barriers			9.38	8.90	8.86	8.30	8.09
(i) Non-tariff trade barriers			9.09	9.04	8.95	7.83	7.43
(ii) Compliance costs of importing and exporting			9.67	8.76	8.76	8.76	8.76
C. Black-market exchange rates	10.00	10.00	10.00	10.00	10.00	10.00	10.00
D. Controls of the movement of capital and people	5.00	10.00	8.89	7.15	6.72	6.59	6.56
(i) Foreign ownership / investment restrictions			9.32	7.84	7.36	6.98	6.89
(ii) Capital controls	5.00	10.00	8.46	7.69	6.92	6.92	6.92
(iii) Freedom of foreigners to visit				5.90	5.86	5.86	5.87
Area 5. Regulation	6.38	8.18	7.94	8.86	8.48	8.66	8.63
A. Credit Market regulations	6.18	9.59	9.83	10.00	9.58	9.91	9.89
(i) Ownership of banks	5.00	10.00	10.00	10.00	10.00	10.00	10.00
(ii) Private sector credit	7.54	8.77	9.49	10.00	8.74	9.72	9.67
(iii) Interest rate controls (negative real interest rates)	6.00	10.00	10.00	10.00	10.00	10.00	10.00
B. Labor Market regulations	6.58	6.78	5.92	8.51	8.51	8.69	8.66
(i) Hiring regulations and minimum wage			3.62	8.90	8.90	8.90	8.90
(ii) Hiring and firing regulations		7.62	3.07	4.46	4.54	5.17	5.09
(iii) Centralized collective bargaining	5.18	5.18	8.05	7.68	7.61	8.08	7.95
(iv) Hours regulations	4.57	4.31	4.84	10.00	10.00	10.00	10.00
(v) Mandated cost of worker dismissal				10.00	10.00	10.00	10.00
(vi) Conscription	10.00	10.00	10.00	10.00	10.00	10.00	10.00
C. Business regulations			8.09	8.08	7.36	7.38	7.34
(i) Administrative requirements			7.47	4.13	5.01	5.49	5.09
(ii) Bureaucracy costs			7.80	6.13	2.04	2.04	2.04
(iii) Starting a business			7.85	9.61	9.96	9.98	9.98
(iv) Extra payments / bribes / favoritism			9.23	9.60	9.27	9.16	9.25
(v) Licensing restrictions				9.81	9.81	9.34	9.40
(vi) Cost of tax compliance				9.22	8.07	8.30	8.30

Nicaragua

	1980	1990	2000	2005	2010	2012	2013
	Rating (Rank)	Rating (Rank)	Rating (Rank)	Rating (Rank)	Rating (Rank)	Rating (Rank)	Rating (Rank)
Summary Ratings (Rank)	3.52 (98)	2.92 (111)	6.74 (57)	7.19 (55)	7.26 (53)	7.46 (32)	7.40 (37)
	Rating (Data)	Rating (Data)	Rating (Data)	Rating (Data)	Rating (Data)	Rating (Data)	Rating (Data)
Area 1. Size of Government	5.03	3.43	6.81	7.87	8.39	8.72	8.48
A. Government consumption	6.09 (19.29)	0.00 (42.57)	6.72 (17.14)	8.47 (11.19)	9.71 (7.00)	9.88 (6.40)	9.91 (6.30)
B. Transfers and subsidies	9.02 (4.10)	8.28 (6.80)	8.53 (5.88)	10.00 (0.40)	9.84 (1.08)	10.00 (0.50)	10.00 (0.50)
C. Government enterprises and investment	0.00 (71.90)	2.00 (45.30)	6.00 (25.50)	7.00 (24.30)	6.00 (27.60)	7.00 (23.00)	6.00 (26.20)
D. Top marginal tax rate	5.00		6.00	6.00	8.00	8.00	8.00
(i) Top marginal income tax rate	5.00 (50)		8.00 (30)	8.00 (30)	8.00 (30)	8.00 (30)	8.00 (30)
(ii) Top marginal income and payroll tax rate			4.00 (44)	4.00 (44)	8.00 (30)	8.00 (30)	8.00 (30)
Area 2. Legal System and Property Rights	2.58	3.99	4.06	4.29	4.53	4.94	4.69
A. Judicial independence				0.81	1.34	2.73	2.09
B. Impartial courts			4.16	1.91	2.29	3.80	3.24
C. Protection of property rights			2.08	4.06	3.69	3.89	3.50
D. Military interference in rule of law and politics			3.33	3.89	5.00	5.00	5.00
E. Integrity of the legal system			6.67	6.67	5.83	5.83	5.83
F. Legal enforcement of contracts				4.77	5.75	5.75	4.92
G. Regulatory costs of the sale of real property				6.51	7.73	7.43	7.26
H. Reliability of police				5.45	4.13	4.81	4.50
I. Business costs of crime				4.60	5.04	5.23	5.85
Area 3. Sound Money	5.78	0.00	8.66	8.85	8.29	8.49	8.60
A. Money growth	5.91 (20.47)	0.00 (1589.23)	7.58 (12.11)	8.34 (8.30)	6.55 (17.27)	7.71 (11.46)	7.87 (10.67)
B. Standard deviation of inflation	4.56 (13.61)	0.00 (4792.48)	9.26 (1.85)	8.96 (2.59)	7.70 (5.74)	7.69 (5.77)	7.97 (5.07)
C. Inflation: most recent year	2.68 (36.62)	0.00 (5012.69)	7.81 (10.94)	8.08 (9.60)	8.91 (5.45)	8.56 (7.19)	8.57 (7.14)
D. Freedom to own foreign currency bank accounts	10.00	0.00	10.00	10.00	10.00	10.00	10.00
Area 4. Freedom to Trade Internationally	0.70	4.70	7.64	7.64	7.82	7.78	7.83
A. Tariffs	2.10	6.09	8.77	8.31	8.49	8.48	8.45
(i) Revenue from trade taxes (% of trade sector)	4.20 (8.70)	7.13 (4.30)	8.84 (1.74)	9.16 (1.26)	9.51 (0.73)	9.54 (0.69)	9.54 (0.69)
(ii) Mean tariff rate	0.00 (54.00)	5.04 (24.80)	8.84 (1.74)	8.64 (6.80)	8.88 (5.60)	8.86 (5.70)	8.84 (5.80)
(iii) Standard deviation of tariff rates			8.12 (4.70)	7.13 (7.17)	7.07 (7.34)	7.04 (7.41)	6.98 (7.54)
B. Regulatory trade barriers			3.78	4.24	5.83	5.76	5.94
(i) Non-tariff trade barriers			3.78	3.70	4.94	4.37	4.73
(ii) Compliance costs of importing and exporting				4.77	6.72	7.16	7.16
C. Black-market exchange rates	0.00	8.00	10.00	10.00	10.00	10.00	10.00
D. Controls of the movement of capital and people	0.00	0.00	7.99	8.02	6.98	6.86	6.94
(i) Foreign ownership / investment restrictions			8.30	6.37	5.57	5.21	5.42
(ii) Capital controls	0.00	0.00	7.69	7.69	5.38	5.38	5.38
(iii) Freedom of foreigners to visit				10.00	10.00	10.00	10.00
Area 5. Regulation		2.47	6.53	7.32	7.26	7.38	7.42
A. Credit Market regulations	0.00	0.00	8.05	9.33	9.53	9.67	9.58
(i) Ownership of banks				10.00	10.00	10.00	10.00
(ii) Private sector credit		0.00	7.10	9.00	9.58	10.00	9.73
(iii) Interest rate controls (negative real interest rates)	0.00	0.00	9.00	9.00	9.00	9.00	9.00
B. Labor Market regulations			6.60	7.17	6.44	6.25	6.41
(i) Hiring regulations and minimum wage			3.63	7.80	6.67	6.67	6.67
(ii) Hiring and firing regulations			6.12	5.70	5.39	4.88	5.23
(iii) Centralized collective bargaining			6.65	7.58	6.34	5.72	6.30
(iv) Hours regulations				4.00	4.00	4.00	4.00
(v) Mandated cost of worker dismissal				7.96	6.26	6.26	6.26
(vi) Conscription	5.00	0.00	10.00	10.00	10.00	10.00	10.00
C. Business regulations			4.94	5.46	5.81	6.22	6.27
(i) Administrative requirements			6.03	3.24	3.74	4.34	3.89
(ii) Bureaucracy costs			5.18	4.62	5.92	5.92	5.92
(iii) Starting a business			4.10	7.37	7.62	8.04	8.81
(iv) Extra payments / bribes / favoritism			4.45	4.80	3.34	4.27	3.76
(v) Licensing restrictions				5.44	6.59	7.08	7.54
(vi) Cost of tax compliance				7.31	7.68	7.68	7.68

Niger

	1980	1990	2000	2005	2010	2012	2013
	Rating (Rank)	Rating (Rank)	Rating (Rank)	Rating (Rank)	Rating (Rank)	Rating (Rank)	Rating (Rank)
Summary Ratings (Rank)	4.95 (61)	5.04 (73)	5.44 (106)	5.38 (130)	6.02 (129)	5.70 (137)	5.79 (139)
	Rating (Data)	Rating (Data)	Rating (Data)	Rating (Data)	Rating (Data)	Rating (Data)	Rating (Data)
Area 1. Size of Government	5.88	3.81	3.96	7.35	9.00	6.96	6.36
A. Government consumption	8.19 (12.15)	7.63 (14.06)	7.91 (13.10)	8.04 (12.65)	7.15 (15.70)	7.00 (16.20)	6.62 (17.50)
B. Transfers and subsidies	9.46 (2.50)			10.00 (0.38)	9.84 (1.09)	9.84 (1.09)	9.84 (1.09)
C. Government enterprises and investment	0.00 (79.90)	0.00 (64.80)	0.00 (58.50)	4.00 (33.80)	10.00 (14.98)	6.00 (29.91)	4.00 (33.60)
D. Top marginal tax rate						5.00	5.00
(i) Top marginal income tax rate						7.00 (35)	7.00 (35)
(ii) Top marginal income and payroll tax rate						3.00 (48)	3.00 (48)
Area 2. Legal System and Property Rights	4.67	5.30	4.50	4.11	3.95	4.01	4.08
A. Judicial independence							
B. Impartial courts			3.49	4.10	4.60	4.25	4.20
C. Protection of property rights							
D. Military interference in rule of law and politics			6.67	5.00	3.33	3.33	3.33
E. Integrity of the legal system			3.33	3.33	3.33	3.33	3.33
F. Legal enforcement of contracts				2.74	2.74	2.74	3.16
G. Regulatory costs of the sale of real property				5.36	5.72	6.38	6.38
H. Reliability of police							
I. Business costs of crime							
Area 3. Sound Money	4.90	7.08	8.25	6.47	6.61	6.58	6.71
A. Money growth	5.92 (20.42)	9.78 (-1.10)	9.04 (-4.78)	8.98 (-5.11)	7.82 (10.88)	7.53 (12.36)	8.06 (9.72)
B. Standard deviation of inflation	7.86 (5.35)	8.86 (2.85)	9.54 (1.14)	8.46 (3.85)	8.77 (3.07)	8.89 (2.77)	9.25 (1.88)
C. Inflation: most recent year	5.84 (20.82)	9.68 (-1.60)	9.42 (2.90)	8.44 (7.80)	9.84 (0.80)	9.91 (0.46)	9.54 (2.30)
D. Freedom to own foreign currency bank accounts	0.00	0.00	5.00	0.00	0.00	0.00	0.00
Area 4. Freedom to Trade Internationally	4.67	4.22	5.87	4.10	4.37	4.44	4.77
A. Tariffs	4.40	3.47	7.60	5.19	6.24	6.24	6.24
(i) Revenue from trade taxes (% of trade sector)	4.40 (8.40)	3.47 (9.80)		0.86 (13.71)	3.82 (9.27)	3.82 (9.27)	3.82 (9.27)
(ii) Mean tariff rate				7.46 (12.70)	7.62 (11.90)	7.62 (11.90)	7.62 (11.90)
(iii) Standard deviation of tariff rates				7.26 (6.84)	7.29 (6.78)	7.29 (6.78)	7.29 (6.78)
B. Regulatory trade barriers				1.22	1.22	1.51	1.66
(i) Non-tariff trade barriers							
(ii) Compliance costs of importing and exporting				1.22	1.22	1.51	1.66
C. Black-market exchange rates	9.60	9.20	10.00	10.00	10.00	10.00	10.00
D. Controls of the movement of capital and people	0.00	0.00	0.00	0.00	0.00	0.00	1.18
(i) Foreign ownership / investment restrictions							
(ii) Capital controls	0.00	0.00	0.00	0.00	0.00	0.00	0.77
(iii) Freedom of foreigners to visit				0.00	0.00	0.00	1.59
Area 5. Regulation	4.64	4.79	4.61	4.88	6.17	6.51	7.01
A. Credit Market regulations	4.30	6.13	5.67	7.54	9.68	9.67	9.64
(i) Ownership of banks	2.00	2.00	5.00	10.00	10.00	10.00	10.00
(ii) Private sector credit	8.91	8.38	8.01	8.63	9.37	9.34	9.28
(iii) Interest rate controls (negative real interest rates)	2.00	8.00	4.00	4.00			
B. Labor Market regulations				3.14	3.85	4.27	3.76
(i) Hiring regulations and minimum wage				1.10	0.00	1.67	1.67
(ii) Hiring and firing regulations							
(iii) Centralized collective bargaining							
(iv) Hours regulations				4.70	6.00	6.00	6.00
(v) Mandated cost of worker dismissal				6.76	9.40	9.40	7.38
(vi) Conscription		0.00	0.00	0.00	0.00	0.00	0.00
C. Business regulations				3.97	4.97	5.59	7.62
(i) Administrative requirements							
(ii) Bureaucracy costs							
(iii) Starting a business				3.35	6.34	6.88	7.10
(iv) Extra payments / bribes / favoritism							
(v) Licensing restrictions				1.60	1.59	2.91	8.78
(vi) Cost of tax compliance				6.97	6.97	6.97	6.97

Nigeria

	1980	1990	2000	2005	2010	2012	2013
	Rating (Rank)	Rating (Rank)	Rating (Rank)	Rating (Rank)	Rating (Rank)	Rating (Rank)	Rating (Rank)
Summary Ratings (Rank)	3.46 (100)	3.52 (105)	5.30 (109)	5.98 (111)	6.17 (125)	6.28 (121)	6.44 (111)
	Rating (Data)	Rating (Data)	Rating (Data)	Rating (Data)	Rating (Data)	Rating (Data)	Rating (Data)
Area 1. Size of Government	2.19	2.49	6.19	6.72	6.80	6.72	6.88
A. Government consumption	6.58 (17.64)	5.48 (21.37)	7.56 (14.28)	9.15 (8.91)	8.35 (11.60)	8.15 (12.30)	8.79 (10.10)
B. Transfers and subsidies					9.86 (1.02)	9.71 (1.55)	9.71 (1.55)
C. Government enterprises and investment	0.00 (50.90)	0.00 (88.10)	2.00 (47.28)	2.00 (45.28)	2.00 (46.82)	2.00 (46.82)	2.00
D. Top marginal tax rate	0.00	2.00	9.00	9.00	7.00	7.00	7.00
(i) Top marginal income tax rate	0.00 (70)	2.00 (55)	9.00 (25)	9.00 (25)	9.00 (25)	9.00 (24)	9.00 (24)
(ii) Top marginal income and payroll tax rate			9.00 (25)	9.00 (25)	5.00 (37)	5.00 (36)	5.00 (36)
Area 2. Legal System and Property Rights	3.06	2.93	3.60	3.63	3.95	3.39	3.36
A. Judicial independence				3.59	4.52	3.68	3.45
B. Impartial courts			3.56	3.74	4.78	4.02	3.47
C. Protection of property rights			2.52	4.66	3.69	4.07	3.99
D. Military interference in rule of law and politics			3.33	3.33	3.33	3.33	3.33
E. Integrity of the legal system			5.00	2.78	3.33	3.33	3.33
F. Legal enforcement of contracts				5.08	5.08	2.10	3.12
G. Regulatory costs of the sale of real property				3.45	3.45	3.54	3.68
H. Reliability of police				2.91	3.33	3.23	2.70
I. Business costs of crime				3.14	4.04	3.23	3.16
Area 3. Sound Money	5.91	4.14	5.37	6.41	6.59	7.46	7.63
A. Money growth	6.70 (16.51)	6.06 (19.72)	5.93 (20.35)	7.74 (11.30)	6.11 (19.46)	9.42 (2.90)	9.02 (4.88)
B. Standard deviation of inflation	9.44 (1.39)	1.93 (20.18)	1.95 (20.12)	6.46 (8.86)	8.00 (4.99)	7.87 (5.32)	8.18 (4.56)
C. Inflation: most recent year	7.52 (12.42)	8.57 (7.16)	8.61 (6.93)	6.43 (17.86)	7.26 (13.72)	7.56 (12.22)	8.30 (8.48)
D. Freedom to own foreign currency bank accounts	0.00	0.00	5.00	5.00	5.00	5.00	5.00
Area 4. Freedom to Trade Internationally	1.30	2.96	4.92	5.95	6.39	6.68	6.96
A. Tariffs	3.91	3.49	3.76	7.04	7.26	7.26	7.24
(i) Revenue from trade taxes (% of trade sector)	4.33 (8.50)	7.33 (4.00)					
(ii) Mean tariff rate	3.48 (32.60)	3.14 (34.30)		7.68 (11.60)	7.66 (11.70)	7.66 (11.70)	7.66 (11.70)
(iii) Standard deviation of tariff rates		0.00 (30.80)	3.76 (15.60)	6.40 (9.00)	6.86 (7.84)	6.86 (7.84)	6.82 (7.96)
B. Regulatory trade barriers			3.20	4.80	5.18	5.70	6.02
(i) Non-tariff trade barriers			3.20	4.48	4.65	5.13	5.92
(ii) Compliance costs of importing and exporting				5.11	5.72	6.26	6.13
C. Black-market exchange rates	0.00	5.40	5.68	7.86	9.42	10.00	10.00
D. Controls of the movement of capital and people	0.00	0.00	7.04	4.11	3.68	3.75	4.56
(i) Foreign ownership / investment restrictions			8.69	6.93	6.05	6.26	6.34
(ii) Capital controls	0.00	0.00	5.38	5.38	5.00	5.00	5.83
(iii) Freedom of foreigners to visit				0.00	0.00	0.00	1.51
Area 5. Regulation	4.82	5.08	6.42	7.20	7.10	7.15	7.37
A. Credit Market regulations	2.00	3.56	6.53	9.81	8.41	9.53	9.11
(i) Ownership of banks	2.00	2.00	5.00	10.00	10.00	10.00	10.00
(ii) Private sector credit		8.69	6.60	9.44	9.22	9.60	8.34
(iii) Interest rate controls (negative real interest rates)	2.00	0.00	8.00	10.00	6.00	9.00	9.00
B. Labor Market regulations			7.22	8.11	8.02	7.88	8.22
(i) Hiring regulations and minimum wage			4.79	10.00	7.77	7.77	8.90
(ii) Hiring and firing regulations			7.15	6.62	6.93	6.34	6.92
(iii) Centralized collective bargaining			6.93	6.69	7.36	7.11	7.43
(iv) Hours regulations				10.00	10.00	10.00	10.00
(v) Mandated cost of worker dismissal				5.36	6.05	6.05	6.05
(vi) Conscription	10.00	10.00	10.00	10.00	10.00	10.00	10.00
C. Business regulations			5.50	3.66	4.88	4.04	4.78
(i) Administrative requirements			7.83	3.72	4.38	4.24	3.51
(ii) Bureaucracy costs			6.03	3.16	4.94	4.94	4.94
(iii) Starting a business			5.12	8.05	8.17	8.49	8.68
(iv) Extra payments / bribes / favoritism			3.03	3.89	3.20	2.52	2.42
(v) Licensing restrictions				3.16	8.62	4.03	9.14
(vi) Cost of tax compliance				0.00	0.00	0.00	0.00

Norway

	1980	1990	2000	2005	2010	2012	2013
	Rating (Rank)	Rating (Rank)	Rating (Rank)	Rating (Rank)	Rating (Rank)	Rating (Rank)	Rating (Rank)
Summary Ratings (Rank)	5.72 (36)	6.99 (20)	7.27 (40)	7.73 (18)	7.46 (31)	7.52 (28)	7.51 (27)
	Rating (Data)	Rating (Data)	Rating (Data)	Rating (Data)	Rating (Data)	Rating (Data)	Rating (Data)
Area 1. Size of Government	2.87	2.94	3.25	5.69	5.05	5.06	5.04
A. Government consumption	3.36 (28.57)	3.06 (29.59)	2.76 (30.62)	2.13 (32.75)	1.81 (33.83)	1.62 (34.50)	1.53 (34.80)
B. Transfers and subsidies	4.11 (22.10)	2.70 (27.30)	4.76 (19.72)	5.11 (18.44)	4.88 (19.30)	5.13 (18.36)	5.13 (18.36)
C. Government enterprises and investment	4.00 (35.90)	4.00 (37.40)	2.00 (43.10)	10.00 (14.50)	8.00 (16.16)	8.00 (15.10)	8.00 (15.10)
D. Top marginal tax rate	0.00	2.00	3.50	5.50	5.50	5.50	5.50
(i) Top marginal income tax rate	0.00 (75)	3.00 (51)	5.00 (48)	7.00 (40)	7.00 (40)	7.00 (40)	7.00 (39)
(ii) Top marginal income and payroll tax rate		1.00 (64)	2.00 (64)	4.00 (54)	4.00 (54)	4.00 (54)	4.00 (54)
Area 2. Legal System and Property Rights	7.05	8.35	8.85	8.97	8.65	8.59	8.59
A. Judicial independence			8.35	8.86	8.80	8.76	8.91
B. Impartial courts			8.68	8.81	7.33	7.25	7.06
C. Protection of property rights			7.20	8.83	8.22	8.27	8.32
D. Military interference in rule of law and politics			10.00	10.00	10.00	10.00	10.00
E. Integrity of the legal system			10.00	10.00	10.00	10.00	10.00
F. Legal enforcement of contracts				7.53	7.75	7.75	7.75
G. Regulatory costs of the sale of real property				9.16	9.12	9.12	9.12
H. Reliability of police				8.63	8.34	8.41	8.44
I. Business costs of crime				8.93	8.32	7.77	7.68
Area 3. Sound Money	6.43	8.73	9.03	9.20	9.32	9.44	9.42
A. Money growth	9.41 (2.93)	6.77 (16.13)	9.17 (4.17)	8.64 (6.80)	9.93 (-0.33)	9.98 (0.12)	9.80 (0.99)
B. Standard deviation of inflation	8.95 (2.63)	8.91 (2.72)	7.55 (6.11)	8.45 (3.87)	7.82 (5.44)	7.93 (5.19)	8.31 (4.22)
C. Inflation: most recent year	7.38 (13.12)	9.23 (3.87)	9.38 (3.09)	9.70 (1.52)	9.52 (2.40)	9.86 (0.71)	9.57 (2.13)
D. Freedom to own foreign currency bank accounts	0.00	10.00	10.00	10.00	10.00	10.00	10.00
Area 4. Freedom to Trade Internationally	6.89	8.88	8.43	7.38	7.29	7.37	7.33
A. Tariffs	9.28	8.63	7.55	6.07	6.16	6.10	6.12
(i) Revenue from trade taxes (% of trade sector)	9.80 (0.30)	9.80 (0.30)	9.88 (0.17)	9.92 (0.12)	9.89 (0.16)	9.89 (0.16)	9.89 (0.16)
(ii) Mean tariff rate	8.76 (6.20)	8.86 (5.70)	9.88 (0.17)	8.28 (8.60)	8.60 (7.00)	8.40 (8.00)	8.46 (7.70)
(iii) Standard deviation of tariff rates		7.24 (6.90)	3.36 (16.60)	0.00 (37.41)	0.00 (29.75)	0.00 (32.96)	0.00 (32.26)
B. Regulatory trade barriers			8.32	7.02	7.07	7.48	7.47
(i) Non-tariff trade barriers			7.80	4.90	4.99	5.90	5.89
(ii) Compliance costs of importing and exporting			8.83	9.14	9.14	9.06	9.06
C. Black-market exchange rates	9.40	10.00	10.00	10.00	10.00	10.00	10.00
D. Controls of the movement of capital and people	2.00	8.00	7.84	6.43	5.93	5.91	5.72
(i) Foreign ownership / investment restrictions			8.76	7.42	6.64	6.58	6.66
(ii) Capital controls	2.00	8.00	6.92	5.38	4.62	4.62	4.62
(iii) Freedom of foreigners to visit				6.50	6.53	6.53	5.87
Area 5. Regulation	5.35	6.08	6.79	7.42	7.00	7.14	7.20
A. Credit Market regulations	7.19	8.51	9.00	9.67	10.00	10.00	10.00
(i) Ownership of banks	10.00	8.00	10.00	10.00	10.00	10.00	10.00
(ii) Private sector credit	5.56	7.53	10.00	10.00	10.00	10.00	10.00
(iii) Interest rate controls (negative real interest rates)	6.00	10.00	7.00	9.00	10.00	10.00	10.00
B. Labor Market regulations	3.52	3.64	3.79	4.86	4.34	4.38	4.40
(i) Hiring regulations and minimum wage			5.00	3.90	3.90	3.90	3.90
(ii) Hiring and firing regulations		4.88	2.05	2.83	2.94	2.85	3.08
(iii) Centralized collective bargaining	5.18	5.18	4.03	4.63	4.17	4.51	4.43
(iv) Hours regulations	4.40	3.52	4.84	6.00	4.00	4.00	4.00
(v) Mandated cost of worker dismissal				8.79	10.00	10.00	10.00
(vi) Conscription	1.00	1.00	3.00	3.00	1.00	1.00	1.00
C. Business regulations			7.59	7.74	6.67	7.05	7.19
(i) Administrative requirements			6.08	4.70	3.78	4.28	4.75
(ii) Bureaucracy costs			8.70	7.09	2.05	2.05	2.05
(iii) Starting a business			6.83	9.67	9.69	9.74	9.81
(iv) Extra payments / bribes / favoritism			8.73	9.26	8.67	8.51	8.57
(v) Licensing restrictions				6.72	6.78	8.65	8.92
(vi) Cost of tax compliance				9.02	9.02	9.07	9.07

Oman

	1980	1990	2000	2005	2010	2012	2013
	Rating (Rank)	Rating (Rank)	Rating (Rank)	Rating (Rank)	Rating (Rank)	Rating (Rank)	Rating (Rank)
Summary Ratings (Rank)		6.41 (34)	7.53 (28)	7.54 (30)	7.29 (48)	7.31 (45)	7.21 (59)
	Rating (Data)	Rating (Data)	Rating (Data)	Rating (Data)	Rating (Data)	Rating (Data)	Rating (Data)
Area 1. Size of Government	4.90	4.84	5.31	4.94	5.26	4.66	4.61
A. Government consumption	0.00 (47.45)	0.00 (58.84)	1.65 (34.40)	0.34 (38.84)	1.41 (35.20)	0.18 (39.40)	0.00 (50.56)
B. Transfers and subsidies	9.59 (2.00)	9.35 (2.90)	9.61 (1.92)	9.40 (2.69)	9.65 (1.80)	8.45 (6.19)	8.45 (6.19)
C. Government enterprises and investment	0.00 (58.80)	0.00 (59.19)	0.00 (62.99)	0.00 (65.34)	0.00	0.00	0.00
D. Top marginal tax rate	10.00	10.00	10.00	10.00	10.00	10.00	10.00
(i) Top marginal income tax rate	10.00 (0)	10.00 (0)	10.00 (0)	10.00 (0)	10.00 (0)	10.00 (0)	10.00 (0)
(ii) Top marginal income and payroll tax rate		10.00 (0)	10.00 (0)	10.00 (0)	10.00 (0)	10.00 (0)	10.00 (15)
Area 2. Legal System and Property Rights		5.21	8.03	7.46	7.58	7.62	7.35
A. Judicial independence					6.83	7.14	6.84
B. Impartial courts			7.43	6.80	6.34	6.58	5.58
C. Protection of property rights					7.54	7.67	7.07
D. Military interference in rule of law and politics			8.33	8.33	8.33	8.33	8.33
E. Integrity of the legal system			8.33	8.33	8.33	8.33	8.33
F. Legal enforcement of contracts				5.14	5.14	5.14	5.14
G. Regulatory costs of the sale of real property				8.71	8.71	8.71	8.71
H. Reliability of police					8.22	7.97	7.60
I. Business costs of crime					8.77	8.76	8.58
Area 3. Sound Money	5.40	7.67	8.31	8.68	7.29	7.56	7.95
A. Money growth	9.35 (3.25)	9.47 (-2.67)	9.62 (-1.92)	8.75 (6.23)	7.57 (12.13)	8.79 (6.05)	8.94 (5.29)
B. Standard deviation of inflation	2.24 (19.39)	4.54 (13.65)	3.88 (15.31)	6.32 (9.19)	2.21 (19.47)	2.01 (19.97)	3.11 (17.21)
C. Inflation: most recent year	0.00 (51.11)	6.68 (16.62)	9.75 (-1.27)	9.63 (1.86)	9.36 (3.20)	9.42 (2.91)	9.75 (1.25)
D. Freedom to own foreign currency bank accounts	10.00	10.00	10.00	10.00	10.00	10.00	10.00
Area 4. Freedom to Trade Internationally		7.11	8.68	7.92	8.05	8.27	7.96
A. Tariffs		9.33	9.38	7.70	7.92	8.55	8.56
(i) Revenue from trade taxes (% of trade sector)		9.33 (1.00)	9.55 (0.67)	9.45 (0.83)	9.41 (0.89)	9.43 (0.85)	9.43 (0.85)
(ii) Mean tariff rate			9.55 (0.67)	9.24 (3.80)	8.90 (5.50)	9.06 (4.70)	9.06 (4.70)
(iii) Standard deviation of tariff rates			9.52 (1.20)	4.40 (13.99)	5.44 (11.40)	7.14 (7.14)	7.18 (7.05)
B. Regulatory trade barriers				6.70	7.64	7.75	7.45
(i) Non-tariff trade barriers					6.51	6.74	6.13
(ii) Compliance costs of importing and exporting				6.70	8.76	8.76	8.76
C. Black-market exchange rates	10.00	10.00	10.00	10.00	10.00	10.00	10.00
D. Controls of the movement of capital and people	2.00	2.00	6.67	7.28	6.67	6.77	5.84
(i) Foreign ownership / investment restrictions					6.32	6.63	6.14
(ii) Capital controls	2.00	2.00	6.67	6.67	5.83	5.83	5.83
(iii) Freedom of foreigners to visit				7.90	7.85	7.85	5.53
Area 5. Regulation	7.14	7.24	7.30	8.72	8.27	8.46	8.18
A. Credit Market regulations	8.89	9.28	9.45	10.00	8.95	9.98	10.00
(i) Ownership of banks	8.00	8.00	10.00	10.00	10.00	10.00	10.00
(ii) Private sector credit	9.79	9.85	8.34	10.00	9.84	9.93	10.00
(iii) Interest rate controls (negative real interest rates)		10.00	10.00	10.00	7.00	10.00	10.00
B. Labor Market regulations				8.91	8.75	8.15	7.50
(i) Hiring regulations and minimum wage				10.00	10.00	10.00	8.90
(ii) Hiring and firing regulations					5.12	5.29	4.40
(iii) Centralized collective bargaining					7.38	7.63	7.67
(iv) Hours regulations				6.00	10.00	6.00	4.00
(v) Mandated cost of worker dismissal				9.63	10.00	10.00	10.00
(vi) Conscription	10.00	10.00	10.00	10.00	10.00	10.00	10.00
C. Business regulations				7.26	7.11	7.24	7.04
(i) Administrative requirements					5.42	6.19	5.27
(ii) Bureaucracy costs					3.26	3.26	3.26
(iii) Starting a business				6.98	8.82	9.03	9.07
(iv) Extra payments / bribes / favoritism					7.85	7.71	7.02
(v) Licensing restrictions				5.37	8.00	8.02	8.36
(vi) Cost of tax compliance				9.42	9.31	9.24	9.24

Pakistan

	1980	1990	2000	2005	2010	2012	2013
	Rating (Rank)	Rating (Rank)	Rating (Rank)	Rating (Rank)	Rating (Rank)	Rating (Rank)	Rating (Rank)
Summary Ratings (Rank)	4.30 (80)	4.87 (84)	5.41 (107)	6.18 (103)	6.29 (118)	6.26 (123)	6.28 (124)
	Rating (Data)	Rating (Data)	Rating (Data)	Rating (Data)	Rating (Data)	Rating (Data)	Rating (Data)
Area 1. Size of Government	5.03	5.14	7.19	8.26	8.68	8.42	8.37
A. Government consumption	8.60 (10.77)	6.62 (17.49)	7.91 (13.12)	9.11 (9.04)	9.16 (8.84)	8.44 (11.30)	8.26 (11.90)
B. Transfers and subsidies	9.54 (2.20)	8.94 (4.40)	9.85 (1.05)	9.92 (0.79)	9.55 (2.17)	9.23 (3.31)	9.23 (3.31)
C. Government enterprises and investment	0.00 (65.30)	2.00 (49.40)	4.00 (35.29)	7.00 (24.89)	6.00 (26.20)	6.00 (27.80)	6.00 (25.70)
D. Top marginal tax rate	2.00	3.00	7.00	7.00	10.00	10.00	10.00
(i) Top marginal income tax rate	2.00 (55)	3.00 (50)	7.00 (35)	7.00 (35)	10.00 (20)	10.00 (20)	10.00 (20)
(ii) Top marginal income and payroll tax rate		3.00 (50)	7.00 (35)	7.00 (35)	10.00 (20)	10.00 (20)	10.00 (20)
Area 2. Legal System and Property Rights	2.54	2.68	4.84	4.04	4.27	4.10	4.17
A. Judicial independence				3.79	4.89	5.10	4.70
B. Impartial courts			4.26	3.39	3.72	3.46	3.64
C. Protection of property rights				4.50	4.08	3.91	3.79
D. Military interference in rule of law and politics			5.28	0.42	2.50	2.50	3.33
E. Integrity of the legal system			5.00	5.00	5.83	5.83	5.83
F. Legal enforcement of contracts				3.55	3.55	3.55	3.60
G. Regulatory costs of the sale of real property				6.95	6.52	6.52	6.56
H. Reliability of police				4.13	3.60	3.00	3.07
I. Business costs of crime				4.66	3.69	3.03	3.05
Area 3. Sound Money	6.39	7.87	6.15	6.04	6.04	6.02	6.04
A. Money growth	8.05 (9.75)	8.72 (6.40)	8.55 (7.27)	6.92 (15.40)	8.94 (5.29)	8.33 (8.35)	8.26 (8.72)
B. Standard deviation of inflation	9.33 (1.67)	9.05 (2.38)	6.91 (7.73)	9.05 (2.38)	8.00 (5.01)	7.69 (5.77)	7.45 (6.39)
C. Inflation: most recent year	8.19 (9.06)	8.71 (6.45)	9.13 (4.37)	8.19 (9.06)	7.22 (13.88)	8.06 (9.69)	8.46 (7.69)
D. Freedom to own foreign currency bank accounts	0.00	5.00	0.00	0.00	0.00	0.00	0.00
Area 4. Freedom to Trade Internationally	2.20	3.07	2.85	6.11	5.85	6.37	6.38
A. Tariffs	0.00	0.00	2.79	6.42	4.99	6.90	6.87
(i) Revenue from trade taxes (% of trade sector)	0.00 (15.30)	0.00 (15.21)	6.18 (5.73)	6.59 (5.12)	7.75 (3.37)	7.81 (3.28)	7.79 (3.32)
(ii) Mean tariff rate	0.00 (77.60)	0.00 (58.80)	6.18 (5.73)	7.08 (14.60)	7.22 (13.90)	7.30 (13.50)	7.30 (13.50)
(iii) Standard deviation of tariff rates		0.00 (34.00)	1.52 (21.20)	5.60 (11.01)	0.00 (27.11)	5.57 (11.07)	5.52 (11.21)
B. Regulatory trade barriers				6.35	6.09	6.28	6.47
(i) Non-tariff trade barriers				5.56	4.89	5.28	5.66
(ii) Compliance costs of importing and exporting				7.13	7.28	7.28	7.28
C. Black-market exchange rates	4.60	7.20	5.00	8.93	10.00	10.00	10.00
D. Controls of the movement of capital and people	2.00	2.00	0.77	2.76	2.31	2.29	2.18
(i) Foreign ownership / investment restrictions				6.70	5.40	5.32	5.17
(ii) Capital controls	2.00	2.00	0.77	0.77	0.77	0.77	0.77
(iii) Freedom of foreigners to visit				0.80	0.77	0.77	0.59
Area 5. Regulation	5.35	5.61	6.00	6.43	6.60	6.42	6.44
A. Credit Market regulations	4.29	4.97	6.00	8.92	8.56	8.03	8.51
(i) Ownership of banks	0.00	0.00	0.00	8.00	8.00	8.00	8.00
(ii) Private sector credit	6.87	8.90	7.99	8.75	7.69	6.10	7.52
(iii) Interest rate controls (negative real interest rates)	6.00	6.00	10.00	10.00	10.00	10.00	10.00
B. Labor Market regulations				5.74	5.77	5.77	5.49
(i) Hiring regulations and minimum wage				2.20	2.23	2.23	1.10
(ii) Hiring and firing regulations				5.96	5.72	5.54	5.22
(iii) Centralized collective bargaining				6.63	6.09	6.25	6.03
(iv) Hours regulations				8.00	8.00	8.00	8.00
(v) Mandated cost of worker dismissal				1.66	2.60	2.60	2.60
(vi) Conscription	10.00	10.00	10.00	10.00	10.00	10.00	10.00
C. Business regulations				4.64	5.46	5.44	5.32
(i) Administrative requirements				3.45	3.62	3.98	3.43
(ii) Bureaucracy costs				1.91	5.95	5.95	5.95
(iii) Starting a business				9.01	9.21	9.22	9.29
(iv) Extra payments / bribes / favoritism				4.52	3.41	3.03	3.06
(v) Licensing restrictions				5.25	6.82	6.95	6.84
(vi) Cost of tax compliance				3.72	3.72	3.53	3.34

Panama

	1980	1990	2000	2005	2010	2012	2013
	Rating (Rank)	Rating (Rank)	Rating (Rank)	Rating (Rank)	Rating (Rank)	Rating (Rank)	Rating (Rank)
Summary Ratings (Rank)	6.09 (28)	6.83 (27)	7.56 (24)	7.59 (26)	7.21 (56)	7.18 (61)	7.27 (49)
	Rating (Data)	Rating (Data)	Rating (Data)	Rating (Data)	Rating (Data)	Rating (Data)	Rating (Data)
Area 1. Size of Government	4.82	5.57	7.81	8.30	6.82	6.62	6.52
A. Government consumption	3.48 (28.18)	4.66 (24.15)	5.26 (22.10)	6.65 (17.40)	6.71 (17.20)	7.44 (14.70)	7.01 (16.16)
B. Transfers and subsidies	8.80 (4.90)	8.12 (7.40)	8.48 (6.06)	8.56 (5.80)	8.56 (5.80)	8.56 (5.80)	8.56 (5.80)
C. Government enterprises and investment	4.00 (39.90)	7.00 (22.10)	10.00 (11.86)	10.00 (14.46)	6.00 (26.87)	4.00 (39.39)	4.00 (39.39)
D. Top marginal tax rate	3.00	2.50	7.50	8.00	6.00	6.50	6.50
(i) Top marginal income tax rate	3.00 (56)	3.00 (56)	8.00 (31)	9.00 (30)	8.00 (27)	9.00 (25)	9.00 (25)
(ii) Top marginal income and payroll tax rate		2.00 (64)	7.00 (38)	7.00 (36)	4.00 (43)	4.00 (41)	4.00 (42)
Area 2. Legal System and Property Rights	3.19	3.75	5.69	5.24	5.06	5.32	5.42
A. Judicial independence				2.40	1.85	2.83	2.85
B. Impartial courts			5.35	3.10	4.11	4.55	4.19
C. Protection of property rights			4.07	6.71	6.25	6.39	5.84
D. Military interference in rule of law and politics			8.33	8.33	8.33	7.50	8.33
E. Integrity of the legal system			5.00	5.00	5.00	5.00	5.00
F. Legal enforcement of contracts				2.26	2.26	2.26	2.99
G. Regulatory costs of the sale of real property				8.38	7.65	8.69	8.79
H. Reliability of police				5.92	5.64	6.18	5.88
I. Business costs of crime				5.10	4.48	4.46	4.89
Area 3. Sound Money	6.78	9.79	9.58	9.55	9.13	8.88	9.03
A. Money growth	8.23 (8.85)	9.75 (-1.23)	9.32 (3.39)	9.05 (4.76)	8.29 (8.56)	9.41 (2.95)	9.35 (-3.25)
B. Standard deviation of inflation	5.62 (10.96)	9.54 (1.16)	9.28 (1.80)	9.80 (0.49)	8.92 (2.70)	7.25 (6.87)	7.59 (6.04)
C. Inflation: most recent year	3.26 (33.69)	9.89 (0.57)	9.70 (1.50)	9.35 (3.26)	9.30 (3.49)	8.86 (5.70)	9.19 (4.03)
D. Freedom to own foreign currency bank accounts	10.00	10.00	10.00	10.00	10.00	10.00	10.00
Area 4. Freedom to Trade Internationally	8.64	7.80	7.89	8.10	8.29	8.22	8.50
A. Tariffs	7.93	5.40	7.49	7.95	7.88	7.85	7.85
(i) Revenue from trade taxes (% of trade sector)	7.93 (3.10)	8.80 (1.80)	7.33 (4.00)	8.94 (1.59)	8.94 (1.59)	8.94 (1.59)	8.94 (1.59)
(ii) Mean tariff rate		2.00 (40.00)	7.33 (4.00)	8.52 (7.40)	8.56 (7.20)	8.60 (7.00)	8.62 (6.90)
(iii) Standard deviation of tariff rates			7.04 (7.40)	6.38 (9.05)	6.14 (9.66)	6.02 (9.94)	6.00 (10.01)
B. Regulatory trade barriers			4.95	6.97	7.58	7.30	7.32
(i) Non-tariff trade barriers			4.95	5.09	6.31	5.83	5.88
(ii) Compliance costs of importing and exporting				8.85	8.85	8.76	8.76
C. Black-market exchange rates	10.00	10.00	10.00	10.00	10.00	10.00	10.00
D. Controls of the movement of capital and people	8.00	8.00	9.12	7.48	7.69	7.73	8.84
(i) Foreign ownership / investment restrictions			8.24	7.13	7.76	7.87	7.38
(ii) Capital controls	8.00	8.00	10.00	10.00	10.00	10.00	10.00
(iii) Freedom of foreigners to visit				5.30	5.31	5.31	9.14
Area 5. Regulation	6.99	7.25	6.86	6.77	6.77	6.87	6.89
A. Credit Market regulations	8.47	9.33	9.21	9.33	9.18	8.96	8.78
(i) Ownership of banks	8.00	8.00	8.00	8.00	8.00	8.00	8.00
(ii) Private sector credit	8.95	10.00	9.64	10.00	9.54	8.88	8.33
(iii) Interest rate controls (negative real interest rates)		10.00	10.00	10.00	10.00	10.00	10.00
B. Labor Market regulations			5.94	5.16	5.10	5.18	5.47
(i) Hiring regulations and minimum wage			3.76	1.10	2.23	2.23	2.23
(ii) Hiring and firing regulations			4.15	3.37	3.56	4.52	4.53
(iii) Centralized collective bargaining			5.85	6.59	6.67	6.19	5.94
(iv) Hours regulations				4.00	4.00	4.00	6.00
(v) Mandated cost of worker dismissal				5.92	4.13	4.13	4.13
(vi) Conscription	10.00	10.00	10.00	10.00	10.00	10.00	10.00
C. Business regulations			5.42	5.80	6.04	6.48	6.43
(i) Administrative requirements			6.93	3.07	4.05	5.08	4.97
(ii) Bureaucracy costs			3.90	4.69	4.85	4.85	4.85
(iii) Starting a business			5.53	9.17	9.64	9.73	9.74
(iv) Extra payments / bribes / favoritism			5.30	5.76	4.22	4.74	4.39
(v) Licensing restrictions				8.39	8.90	9.18	9.27
(vi) Cost of tax compliance				3.72	4.60	5.33	5.33

Papua New Guinea

	1980	1990	2000	2005	2010	2012	2013
	Rating (Rank)	Rating (Rank)	Rating (Rank)	Rating (Rank)	Rating (Rank)	Rating (Rank)	Rating (Rank)
Summary Ratings (Rank)		6.07 (40)	5.83 (94)	6.48 (87)	6.94 (76)	7.08 (69)	7.11 (72)
	Rating (Data)	Rating (Data)	Rating (Data)	Rating (Data)	Rating (Data)	Rating (Data)	Rating (Data)
Area 1. Size of Government	2.75	5.79	6.18	6.75	7.34	7.74	7.49
A. Government consumption	3.50 (28.12)	3.06 (29.61)	3.80 (27.08)	6.88 (16.61)	8.26 (11.91)	7.85 (13.30)	7.85 (13.30)
B. Transfers and subsidies		9.10 (3.80)	9.92 (0.79)	9.12 (3.74)	9.12 (3.74)	9.12 (3.74)	9.12 (3.74)
C. Government enterprises and investment	2.00 (41.40)	7.00 (20.40)	8.00 (18.70)	8.00 (18.70)	8.00	8.00	8.00
D. Top marginal tax rate		4.00	3.00	3.00	4.00	6.00	5.00
(i) Top marginal income tax rate		4.00 (45)	3.00 (47)	3.00 (47)	5.00 (42)	6.00 (42)	5.00 (42)
(ii) Top marginal income and payroll tax rate		4.00 (45)	3.00 (47)	3.00 (47)	3.00 (47)	6.00 (42)	5.00 (42)
Area 2. Legal System and Property Rights		6.28	4.46	4.21	4.71	4.73	4.69
A. Judicial independence							
B. Impartial courts			5.06	3.90	3.90	4.03	3.80
C. Protection of property rights							
D. Military interference in rule of law and politics			5.00	5.42	7.50	7.50	7.50
E. Integrity of the legal system			3.33	3.75	4.17	4.17	4.17
F. Legal enforcement of contracts				1.01	1.01	1.01	1.01
G. Regulatory costs of the sale of real property				6.96	6.96	6.96	6.96
H. Reliability of police							
I. Business costs of crime							
Area 3. Sound Money	6.06	6.65	6.27	7.08	7.27	7.56	7.61
A. Money growth	8.71 (6.47)	9.05 (4.73)	9.73 (1.36)	6.58 (17.12)	7.83 (10.87)	8.04 (9.79)	8.30 (8.51)
B. Standard deviation of inflation	6.95 (7.63)	8.39 (4.02)	8.49 (3.78)	7.08 (7.30)	7.47 (6.33)	7.63 (5.92)	8.14 (4.64)
C. Inflation: most recent year	8.58 (7.09)	9.17 (4.13)	6.88 (15.60)	9.66 (1.70)	8.80 (6.02)	9.55 (2.24)	9.01 (4.96)
D. Freedom to own foreign currency bank accounts	0.00	0.00	0.00	5.00	5.00	5.00	5.00
Area 4. Freedom to Trade Internationally		5.18	5.45	5.82	7.00	7.02	7.50
A. Tariffs	7.80	6.93	4.80	6.15	7.06	7.06	7.12
(i) Revenue from trade taxes (% of trade sector)	7.80 (3.30)	5.27 (7.10)	6.03 (5.96)	6.61 (5.08)	6.61 (5.08)	6.61 (5.08)	6.61 (5.08)
(ii) Mean tariff rate		8.60 (7.00)	6.03 (5.96)	8.78 (6.10)	8.98 (5.10)	8.98 (5.10)	9.06 (4.70)
(iii) Standard deviation of tariff rates			2.60 (18.50)	3.05 (17.38)	5.57 (11.07)	5.57 (11.07)	5.68 (10.81)
B. Regulatory trade barriers				6.17	6.17	6.24	6.36
(i) Non-tariff trade barriers							
(ii) Compliance costs of importing and exporting				6.17	6.17	6.24	6.36
C. Black-market exchange rates		8.60	10.00	10.00	10.00	10.00	10.00
D. Controls of the movement of capital and people	0.00	0.00	1.54	0.95	4.79	4.79	6.53
(i) Foreign ownership / investment restrictions							
(ii) Capital controls	0.00	0.00	1.54	0.00	7.69	7.69	7.69
(iii) Freedom of foreigners to visit				1.90	1.88	1.88	5.37
Area 5. Regulation	6.29	6.45	6.80	8.55	8.38	8.32	8.28
A. Credit Market regulations	6.37	6.87	8.14	9.24	8.70	8.61	8.42
(i) Ownership of banks	5.00	5.00	5.00	10.00	10.00	10.00	10.00
(ii) Private sector credit	7.75	8.73	9.42	8.71	7.10	6.83	6.26
(iii) Interest rate controls (negative real interest rates)			10.00	9.00	9.00	9.00	9.00
B. Labor Market regulations				8.82	8.69	8.69	8.69
(i) Hiring regulations and minimum wage				8.90	7.77	7.77	7.77
(ii) Hiring and firing regulations							
(iii) Centralized collective bargaining							
(iv) Hours regulations				10.00	10.00	10.00	10.00
(v) Mandated cost of worker dismissal				6.38	7.01	7.01	7.01
(vi) Conscription	10.00	10.00	10.00	10.00	10.00	10.00	10.00
C. Business regulations				7.59	7.75	7.66	7.72
(i) Administrative requirements							
(ii) Bureaucracy costs							
(iii) Starting a business				7.91	8.20	8.17	8.10
(iv) Extra payments / bribes / favoritism							
(v) Licensing restrictions				7.18	7.23	7.15	7.38
(vi) Cost of tax compliance				7.69	7.83	7.68	7.68

Paraguay

	1980	1990	2000	2005	2010	2012	2013
	Rating (Rank)	Rating (Rank)	Rating (Rank)	Rating (Rank)	Rating (Rank)	Rating (Rank)	Rating (Rank)
Summary Ratings (Rank)	6.55 (16)	6.04 (42)	6.44 (71)	6.48 (87)	6.75 (85)	6.82 (86)	6.85 (89)
	Rating (Data)	Rating (Data)	Rating (Data)	Rating (Data)	Rating (Data)	Rating (Data)	Rating (Data)
Area 1. Size of Government	9.06	9.31	7.58	7.62	7.93	7.81	7.76
A. Government consumption	9.60 (7.36)	9.57 (7.45)	7.04 (16.07)	8.25 (11.95)	7.97 (12.90)	7.53 (14.40)	7.32 (15.10)
B. Transfers and subsidies	9.59 (2.00)	9.65 (1.80)	9.26 (3.21)	9.21 (3.38)	9.26 (3.20)	9.23 (3.34)	9.23 (3.34)
C. Government enterprises and investment	8.00 (17.80)	10.00 (13.30)	4.00 (35.71)	4.00 (35.71)	6.00 (27.68)	6.00 (27.68)	6.00 (27.68)
D. Top marginal tax rate		8.00	10.00	9.00	8.50	8.50	8.50
(i) Top marginal income tax rate		8.00 (30)	10.00 (0)	10.00 (0)	10.00 (10)	10.00 (10)	10.00 (10)
(ii) Top marginal income and payroll tax rate				8.00 (27)	7.00 (34)	7.00 (34)	7.00 (34)
Area 2. Legal System and Property Rights	3.71	4.48	3.67	3.41	3.63	3.58	3.64
A. Judicial independence				1.08	1.30	1.19	1.08
B. Impartial courts			4.08	1.76	2.86	2.97	3.02
C. Protection of property rights			2.27	3.35	3.39	3.44	3.69
D. Military interference in rule of law and politics			3.33	2.50	2.50	2.50	2.50
E. Integrity of the legal system			5.00	3.33	3.33	3.33	3.33
F. Legal enforcement of contracts				4.19	4.19	4.19	4.19
G. Regulatory costs of the sale of real property				8.47	8.51	8.51	8.51
H. Reliability of police				3.03	2.48	2.01	2.09
I. Business costs of crime				2.94	4.09	4.04	4.35
Area 3. Sound Money	7.87	6.50	8.72	8.37	8.65	9.11	9.24
A. Money growth	6.93 (15.33)	4.67 (26.66)	8.66 (6.72)	7.09 (14.53)	7.26 (13.72)	8.44 (7.80)	8.90 (5.48)
B. Standard deviation of inflation	7.91 (5.23)	8.58 (3.55)	8.02 (4.94)	7.75 (5.62)	8.27 (4.34)	8.73 (3.16)	8.59 (3.52)
C. Inflation: most recent year	6.66 (16.71)	2.74 (36.28)	8.20 (8.98)	8.64 (6.79)	9.07 (4.65)	9.26 (3.68)	9.46 (2.68)
D. Freedom to own foreign currency bank accounts	10.00	10.00	10.00	10.00	10.00	10.00	10.00
Area 4. Freedom to Trade Internationally	5.53	5.44	6.78	7.45	7.20	7.06	7.20
A. Tariffs	3.00	6.51	7.63	7.94	7.86	7.89	7.91
(i) Revenue from trade taxes (% of trade sector)	6.00 (6.00)	7.80 (3.30)	7.76 (3.37)	8.90 (1.65)	8.93 (1.60)	8.96 (1.56)	8.96 (1.56)
(ii) Mean tariff rate	0.00 (71.00)	6.80 (16.00)	7.76 (3.37)	8.34 (8.30)	7.96 (10.20)	7.98 (10.10)	8.00 (10.00)
(iii) Standard deviation of tariff rates		4.92 (12.70)	7.32 (6.70)	6.59 (8.51)	6.70 (8.26)	6.73 (8.18)	6.76 (8.10)
B. Regulatory trade barriers			2.43	5.07	5.60	5.68	5.74
(i) Non-tariff trade barriers			2.43	4.98	5.87	5.50	5.62
(ii) Compliance costs of importing and exporting				5.17	5.34	5.86	5.86
C. Black-market exchange rates	8.60	4.80	10.00	10.00	10.00	9.52	10.00
D. Controls of the movement of capital and people	5.00	5.00	7.06	6.77	5.34	5.15	5.14
(i) Foreign ownership / investment restrictions			5.67	5.07	5.44	5.64	5.68
(ii) Capital controls	5.00	5.00	8.46	9.23	4.62	3.85	4.62
(iii) Freedom of foreigners to visit				6.00	5.97	5.97	5.11
Area 5. Regulation		4.48	5.46	5.57	6.35	6.52	6.40
A. Credit Market regulations		5.97	8.82	8.33	8.33	8.76	8.65
(i) Ownership of banks			8.00	8.00	8.00	8.00	8.00
(ii) Private sector credit		9.95	9.47	10.00	10.00	9.29	8.94
(iii) Interest rate controls (negative real interest rates)		2.00	9.00	7.00	7.00	9.00	9.00
B. Labor Market regulations			3.33	3.32	4.65	4.69	4.40
(i) Hiring regulations and minimum wage			4.67	4.40	5.57	5.57	3.33
(ii) Hiring and firing regulations			4.72	3.26	3.94	3.82	3.97
(iii) Centralized collective bargaining			3.95	5.74	6.80	7.14	7.47
(iv) Hours regulations				4.70	8.00	8.00	8.00
(v) Mandated cost of worker dismissal				0.82	2.60	2.60	2.60
(vi) Conscription	1.00	0.00	0.00	1.00	1.00	1.00	1.00
C. Business regulations			4.22	5.05	6.06	6.10	6.15
(i) Administrative requirements			4.87	2.94	4.17	4.65	4.70
(ii) Bureaucracy costs			4.95	5.13	6.65	6.65	6.65
(iii) Starting a business			3.98	6.19	8.38	8.42	8.46
(iv) Extra payments / bribes / favoritism			3.07	4.30	3.26	2.86	2.62
(v) Licensing restrictions				5.39	8.25	8.33	8.70
(vi) Cost of tax compliance				6.32	5.66	5.70	5.76

Peru

	1980	1990	2000	2005	2010	2012	2013
	Rating (Rank)	Rating (Rank)	Rating (Rank)	Rating (Rank)	Rating (Rank)	Rating (Rank)	Rating (Rank)
Summary Ratings (Rank)	3.72 (94)	3.87 (102)	7.30 (38)	7.39 (40)	7.60 (19)	7.53 (27)	7.34 (41)
	Rating (Data)	Rating (Data)	Rating (Data)	Rating (Data)	Rating (Data)	Rating (Data)	Rating (Data)
Area 1. Size of Government	6.47	7.13	8.07	7.71	7.53	7.59	7.47
A. Government consumption	7.26 (15.33)	8.69 (10.46)	7.73 (13.72)	7.86 (13.29)	7.73 (13.71)	7.74 (13.70)	7.24 (15.40)
B. Transfers and subsidies	9.62 (1.90)	9.32 (3.00)	9.04 (4.02)	8.99 (4.20)	9.37 (2.82)	9.64 (1.82)	9.64 (1.82)
C. Government enterprises and investment	7.00 (24.30)	7.00 (20.00)	8.00 (19.61)	8.00 (15.60)	7.00 (23.50)	7.00 (20.90)	7.00 (21.90)
D. Top marginal tax rate	2.00	3.50	7.50	6.00	6.00	6.00	6.00
(i) Top marginal income tax rate	2.00 (65)	4.00 (45)	10.00 (20)	8.00 (30)	8.00 (30)	8.00 (30)	8.00 (30)
(ii) Top marginal income and payroll tax rate		3.00 (48)	5.00 (41)	4.00 (48)	4.00 (48)	4.00 (48)	4.00 (48)
Area 2. Legal System and Property Rights	3.77	2.93	3.94	4.56	5.10	4.84	4.70
A. Judicial independence			1.50	1.59	2.70	2.56	2.45
B. Impartial courts			3.17	2.58	3.47	3.49	3.25
C. Protection of property rights			3.33	4.13	4.78	4.50	4.23
D. Military interference in rule of law and politics			6.67	8.33	7.50	7.50	7.50
E. Integrity of the legal system			5.00	5.00	5.83	5.00	5.00
F. Legal enforcement of contracts				4.77	5.07	5.08	5.08
G. Regulatory costs of the sale of real property				8.29	8.78	8.79	8.79
H. Reliability of police				3.71	3.69	2.98	2.69
I. Business costs of crime				2.67	4.07	3.61	3.33
Area 3. Sound Money	1.62	1.25	8.79	9.68	9.27	9.32	9.29
A. Money growth	3.38 (33.12)	0.00 (597.16)	7.03 (14.85)	9.77 (1.13)	8.42 (7.89)	8.84 (5.78)	8.62 (6.88)
B. Standard deviation of inflation	3.10 (17.26)	0.00 (2341.35)	8.87 (2.83)	9.25 (1.87)	8.97 (2.57)	9.16 (2.10)	9.11 (2.22)
C. Inflation: most recent year	0.00 (65.92)	0.00 (6134.79)	9.25 (3.76)	9.68 (1.62)	9.69 (1.53)	9.27 (3.65)	9.44 (2.82)
D. Freedom to own foreign currency bank accounts	0.00	5.00	10.00	10.00	10.00	10.00	10.00
Area 4. Freedom to Trade Internationally	3.29	4.07	8.35	8.06	8.63	8.47	7.73
A. Tariffs	1.47	3.40	7.80	8.08	8.61	9.01	9.10
(i) Revenue from trade taxes (% of trade sector)	2.93 (10.60)	7.40 (3.90)	7.23 (4.16)	8.48 (2.28)	9.43 (0.86)	9.62 (0.57)	9.62 (0.57)
(ii) Mean tariff rate	0.00 (57.00)	2.80 (36.00)	7.23 (4.16)	8.16 (9.20)	8.92 (5.40)	9.26 (3.70)	9.32 (3.40)
(iii) Standard deviation of tariff rates		0.00 (25.00)	8.84 (2.90)	7.59 (6.02)	7.47 (6.32)	8.14 (4.66)	8.35 (4.11)
B. Regulatory trade barriers			6.71	5.70	7.45	6.78	6.71
(i) Non-tariff trade barriers			6.75	5.19	6.80	5.47	5.32
(ii) Compliance costs of importing and exporting			6.66	6.22	8.10	8.10	8.10
C. Black-market exchange rates	6.40	6.80	10.00	10.00	10.00	10.00	10.00
D. Controls of the movement of capital and people	2.00	2.00	8.88	8.44	8.46	8.08	5.11
(i) Foreign ownership / investment restrictions			9.30	7.27	7.29	6.92	6.44
(ii) Capital controls	2.00	2.00	8.46	8.46	8.46	7.69	8.46
(iii) Freedom of foreigners to visit				9.60	9.62	9.62	0.42
Area 5. Regulation	3.46	3.96	7.37	6.93	7.49	7.44	7.53
A. Credit Market regulations	2.95	2.55	9.21	8.84	9.33	9.33	9.67
(i) Ownership of banks			10.00	8.00	10.00	10.00	10.00
(ii) Private sector credit	5.90	5.11	8.62	9.52	10.00	10.00	10.00
(iii) Interest rate controls (negative real interest rates)	0.00	0.00	9.00	9.00	8.00	8.00	9.00
B. Labor Market regulations			6.75	6.51	7.13	6.94	6.91
(i) Hiring regulations and minimum wage			3.08	5.60	3.90	3.90	3.90
(ii) Hiring and firing regulations		6.75	7.20	3.74	4.21	3.57	3.16
(iii) Centralized collective bargaining			7.93	7.82	7.62	7.13	7.33
(iv) Hours regulations			5.51	6.70	10.00	10.00	10.00
(v) Mandated cost of worker dismissal				5.18	7.04	7.04	7.04
(vi) Conscription	0.00	0.00	10.00	10.00	10.00	10.00	10.00
C. Business regulations			6.15	5.43	6.02	6.04	6.01
(i) Administrative requirements			6.75	2.25	2.72	3.23	2.85
(ii) Bureaucracy costs			7.50	4.19	5.03	5.03	5.03
(iii) Starting a business			3.57	7.35	9.04	9.09	9.07
(iv) Extra payments / bribes / favoritism			6.78	6.41	5.05	4.26	4.34
(v) Licensing restrictions				7.16	7.71	7.90	8.08
(vi) Cost of tax compliance				5.25	6.54	6.72	6.72

Philippines

	1980	1990	2000	2005	2010	2012	2013
	Rating (Rank)	Rating (Rank)	Rating (Rank)	Rating (Rank)	Rating (Rank)	Rating (Rank)	Rating (Rank)
Summary Ratings (Rank)	5.22 (53)	5.91 (46)	6.97 (45)	7.07 (60)	7.16 (62)	6.90 (79)	7.14 (67)
	Rating (Data)	Rating (Data)	Rating (Data)	Rating (Data)	Rating (Data)	Rating (Data)	Rating (Data)
Area 1. Size of Government	6.49	8.00	6.87	8.79	8.31	8.78	8.72
A. Government consumption	8.13 (12.35)	8.11 (12.43)	7.26 (15.31)	8.17 (12.23)	8.25 (11.96)	8.12 (12.40)	7.88 (13.20)
B. Transfers and subsidies	9.84 (1.10)	9.89 (0.90)	9.21 (3.40)	10.00 (0.26)	10.00 (0.20)	9.99 (0.55)	9.99 (0.55)
C. Government enterprises and investment	7.00 (20.10)	7.00 (23.30)	4.00 (31.10)	10.00 (10.32)	8.00 (18.50)	10.00 (11.20)	10.00 (11.70)
D. Top marginal tax rate	1.00	7.00	7.00	7.00	7.00	7.00	7.00
(i) Top marginal income tax rate	1.00 (70)	7.00 (35)	7.00 (32)	7.00 (32)	7.00 (32)	7.00 (32)	7.00 (32)
(ii) Top marginal income and payroll tax rate		7.00 (35)	7.00 (32)	7.00 (32)	7.00 (32)	7.00 (32)	7.00 (32)
Area 2. Legal System and Property Rights	3.06	2.44	4.65	4.86	4.37	4.84	4.91
A. Judicial independence			4.51	3.93	3.25	3.61	4.26
B. Impartial courts			5.51	3.62	3.04	4.24	4.32
C. Protection of property rights			3.22	5.69	4.35	5.58	5.47
D. Military interference in rule of law and politics			6.67	5.83	5.00	5.00	5.00
E. Integrity of the legal system			3.33	3.75	4.17	4.17	4.17
F. Legal enforcement of contracts				3.42	3.42	3.42	3.12
G. Regulatory costs of the sale of real property				8.00	7.69	7.69	7.93
H. Reliability of police				4.13	3.80	4.61	4.39
I. Business costs of crime				5.36	4.58	5.21	5.53
Area 3. Sound Money	6.10	5.76	9.23	7.94	9.29	6.92	6.93
A. Money growth	8.41 (7.94)	6.95 (15.23)	8.41 (7.96)	8.77 (6.14)	8.74 (6.30)	9.19 (4.06)	8.77 (6.17)
B. Standard deviation of inflation	8.83 (2.92)	8.69 (3.27)	9.32 (1.71)	9.51 (1.22)	9.19 (2.03)	9.13 (2.19)	9.55 (1.13)
C. Inflation: most recent year	7.15 (14.25)	7.41 (12.97)	9.21 (3.95)	8.47 (7.63)	9.24 (3.81)	9.37 (3.17)	9.40 (3.00)
D. Freedom to own foreign currency bank accounts	0.00	0.00	10.00	5.00	10.00	0.00	0.00
Area 4. Freedom to Trade Internationally	5.11	5.43	7.09	6.84	6.69	6.69	7.57
A. Tariffs	3.93	5.69	7.86	8.14	7.75	7.61	7.74
(i) Revenue from trade taxes (% of trade sector)	5.47 (6.80)	5.60 (6.60)	8.26 (2.61)	8.24 (2.64)	7.31 (4.03)	7.18 (4.23)	7.18 (4.23)
(ii) Mean tariff rate	2.40 (38.00)	5.14 (24.30)	8.26 (2.61)	8.92 (5.40)	8.74 (6.30)	8.76 (6.20)	8.74 (6.30)
(iii) Standard deviation of tariff rates		6.32 (9.20)	6.84 (7.90)	7.25 (6.87)	7.20 (6.99)	6.88 (7.81)	7.30 (6.74)
B. Regulatory trade barriers			5.89	6.82	6.69	6.85	6.90
(i) Non-tariff trade barriers			3.95	6.03	5.36	5.66	5.84
(ii) Compliance costs of importing and exporting			7.83	7.62	8.03	8.03	7.97
C. Black-market exchange rates	9.40	8.60	10.00	10.00	10.00	10.00	10.00
D. Controls of the movement of capital and people	2.00	2.00	4.60	2.39	2.29	2.33	5.65
(i) Foreign ownership / investment restrictions			8.44	6.21	5.89	5.99	6.19
(ii) Capital controls	2.00	2.00	0.77	0.77	0.77	0.77	0.77
(iii) Freedom of foreigners to visit				0.20	0.22	0.22	10.00
Area 5. Regulation	5.34	7.90	7.02	6.92	7.15	7.27	7.59
A. Credit Market regulations	6.60	8.16	9.03	9.15	9.14	9.18	9.32
(i) Ownership of banks	5.00	8.00	8.00	8.00	8.00	8.00	8.00
(ii) Private sector credit	6.79	8.47	9.10	9.46	9.43	9.54	9.96
(iii) Interest rate controls (negative real interest rates)	8.00	8.00	10.00	10.00	10.00	10.00	10.00
B. Labor Market regulations		7.65	6.06	5.95	6.11	6.11	6.78
(i) Hiring regulations and minimum wage			4.38	4.40	4.43	4.43	7.77
(ii) Hiring and firing regulations		5.70	3.30	4.28	3.81	3.84	4.04
(iii) Centralized collective bargaining		7.24	6.92	5.47	5.89	5.88	6.38
(iv) Hours regulations			5.68	10.00	10.00	10.00	10.00
(v) Mandated cost of worker dismissal				1.56	2.52	2.52	2.52
(vi) Conscription	3.00	10.00	10.00	10.00	10.00	10.00	10.00
C. Business regulations			5.97	5.65	6.21	6.52	6.66
(i) Administrative requirements			7.20	2.39	2.62	3.66	4.08
(ii) Bureaucracy costs			6.68	4.13	5.67	5.67	5.67
(iii) Starting a business			5.63	7.88	8.66	8.67	8.73
(iv) Extra payments / bribes / favoritism			4.35	4.24	3.15	3.79	4.25
(v) Licensing restrictions				7.41	9.33	9.52	9.38
(vi) Cost of tax compliance				7.81	7.81	7.84	7.84

Poland

	1980	1990	2000	2005	2010	2012	2013
	Rating (Rank)	Rating (Rank)	Rating (Rank)	Rating (Rank)	Rating (Rank)	Rating (Rank)	Rating (Rank)
Summary Ratings (Rank)		3.54 (104)	6.34 (74)	6.91 (69)	7.10 (67)	7.31 (45)	7.29 (47)
	Rating (Data)	Rating (Data)	Rating (Data)	Rating (Data)	Rating (Data)	Rating (Data)	Rating (Data)
Area 1. Size of Government	5.10	2.00	4.25	5.40	5.35	5.79	5.76
A. Government consumption	8.21 (12.09)	3.33 (28.69)	5.00 (23.00)	5.15 (22.50)	4.84 (23.53)	5.12 (22.60)	5.00 (23.00)
B. Transfers and subsidies		2.67 (27.40)	4.50 (20.69)	4.96 (19.01)	5.05 (18.67)	5.55 (16.81)	5.55 (16.81)
C. Government enterprises and investment	2.00 (40.70)	0.00 (58.80)	10.00 (7.91)	8.00 (18.16)	6.00 (28.33)	7.00 (24.35)	7.00 (24.35)
D. Top marginal tax rate			3.50	3.50	5.50	5.50	5.50
(i) Top marginal income tax rate			5.00 (40)	5.00 (40)	7.00 (32)	7.00 (32)	7.00 (32)
(ii) Top marginal income and payroll tax rate			2.00 (53)	2.00 (55)	4.00 (44)	4.00 (44)	4.00 (44)
Area 2. Legal System and Property Rights		6.19	6.50	5.63	6.33	6.36	6.35
A. Judicial independence			5.34	4.18	5.55	5.15	5.18
B. Impartial courts			5.85	4.37	3.69	3.24	3.10
C. Protection of property rights			4.63	4.58	5.90	5.49	5.54
D. Military interference in rule of law and politics			10.00	10.00	10.00	10.00	10.00
E. Integrity of the legal system			6.67	7.08	7.50	7.50	7.50
F. Legal enforcement of contracts				4.27	4.27	4.15	4.12
G. Regulatory costs of the sale of real property				5.75	7.00	9.21	9.28
H. Reliability of police				4.89	5.61	5.12	5.11
I. Business costs of crime				5.57	7.44	7.34	7.35
Area 3. Sound Money	7.42	2.50	7.49	9.27	9.39	9.55	9.61
A. Money growth		0.00 (110.44)	8.97 (5.14)	8.05 (9.75)	8.59 (7.04)	9.31 (3.45)	9.10 (4.51)
B. Standard deviation of inflation	9.21 (1.97)	0.00 (167.57)	8.00 (5.00)	9.44 (1.41)	9.51 (1.21)	9.65 (0.87)	9.56 (1.09)
C. Inflation: most recent year	8.04 (9.80)	0.00 (435.66)	7.99 (10.06)	9.58 (2.11)	9.46 (2.71)	9.25 (3.75)	9.79 (1.03)
D. Freedom to own foreign currency bank accounts	5.00	10.00	5.00	10.00	10.00	10.00	10.00
Area 4. Freedom to Trade Internationally		4.97	7.25	7.28	7.42	7.35	7.46
A. Tariffs		6.70	7.76	8.39	8.34	8.21	8.25
(i) Revenue from trade taxes (% of trade sector)		6.00 (6.00)	9.20 (1.20)	9.59 (0.62)	9.63 (0.55)	9.63 (0.55)	9.64 (0.54)
(ii) Mean tariff rate		7.66 (11.70)	9.20 (1.20)	9.46 (2.70)	8.98 (5.10)	8.90 (5.50)	8.90 (5.50)
(iii) Standard deviation of tariff rates		6.44 (8.90)	6.08 (9.80)	6.13 (9.67)	6.41 (8.98)	6.11 (9.74)	6.22 (9.46)
B. Regulatory trade barriers			7.45	6.19	6.85	6.59	6.84
(i) Non-tariff trade barriers			6.23	5.19	5.96	5.32	5.65
(ii) Compliance costs of importing and exporting			8.66	7.18	7.74	7.87	8.03
C. Black-market exchange rates	0.00	8.20	10.00	10.00	10.00	10.00	10.00
D. Controls of the movement of capital and people	0.00	0.00	3.78	4.53	4.51	4.60	4.74
(i) Foreign ownership / investment restrictions			6.78	5.65	5.56	5.85	6.03
(ii) Capital controls	0.00	0.00	0.77	1.54	1.54	1.54	2.31
(iii) Freedom of foreigners to visit				6.40	6.42	6.42	5.87
Area 5. Regulation	3.10	2.03	6.20	6.98	7.01	7.48	7.26
A. Credit Market regulations	0.24	0.44	7.61	8.62	7.96	8.67	8.10
(i) Ownership of banks	0.00	0.00	5.00	8.00	8.00	8.00	8.00
(ii) Private sector credit	0.48	1.31	7.84	7.85	5.88	8.02	7.31
(iii) Interest rate controls (negative real interest rates)		0.00	10.00	10.00	10.00	10.00	9.00
B. Labor Market regulations		3.62	4.20	6.56	7.42	7.67	7.70
(i) Hiring regulations and minimum wage			3.39	10.00	5.57	8.90	8.90
(ii) Hiring and firing regulations		5.67	2.72	4.78	3.78	3.98	3.93
(iii) Centralized collective bargaining	4.49	5.18	7.03	6.11	7.19	7.38	7.61
(iv) Hours regulations			4.84	6.70	8.00	8.00	8.00
(v) Mandated cost of worker dismissal				8.79	10.00	7.76	7.76
(vi) Conscription	0.00	0.00	3.00	3.00	10.00	10.00	10.00
C. Business regulations			6.78	5.75	5.66	6.08	5.98
(i) Administrative requirements			7.40	3.45	2.68	2.77	3.09
(ii) Bureaucracy costs			7.13	6.50	3.93	3.93	3.93
(iii) Starting a business			6.98	8.11	8.75	8.85	8.86
(iv) Extra payments / bribes / favoritism			5.60	5.55	5.98	5.88	5.74
(v) Licensing restrictions				5.59	5.91	8.27	7.46
(vi) Cost of tax compliance				5.31	6.68	6.79	6.79

Portugal

	1980	1990	2000	2005	2010	2012	2013
	Rating (Rank)	Rating (Rank)	Rating (Rank)	Rating (Rank)	Rating (Rank)	Rating (Rank)	Rating (Rank)
Summary Ratings (Rank)	5.62 (41)	6.20 (38)	7.55 (25)	7.25 (50)	6.96 (74)	7.27 (51)	7.42 (35)
	Rating (Data)	Rating (Data)	Rating (Data)	Rating (Data)	Rating (Data)	Rating (Data)	Rating (Data)
Area 1. Size of Government	3.63	5.22	5.26	5.23	4.48	5.17	5.35
A. Government consumption	6.83 (16.76)	5.95 (19.76)	4.18 (25.80)	4.61 (24.33)	4.52 (24.62)	5.38 (21.70)	5.09 (22.70)
B. Transfers and subsidies	5.69 (16.30)	5.91 (15.50)	5.88 (15.64)	4.81 (19.54)	3.89 (22.91)	3.80 (23.27)	3.80 (23.27)
C. Government enterprises and investment	2.00 (42.20)	6.00 (29.90)	8.00 (16.45)	8.00 (17.65)	6.00 (25.66)	8.00 (15.59)	10.00 (14.30)
D. Top marginal tax rate	0.00	3.00	4.00	3.50	3.50	3.50	2.50
(i) Top marginal income tax rate	0.00 (84)	5.00 (40)	6.00 (40)	5.00 (42)	5.00 (47)	5.00 (47)	4.00 (55)
(ii) Top marginal income and payroll tax rate		1.00 (57)	2.00 (57)	2.00 (58)	2.00 (62)	2.00 (62)	1.00 (68)
Area 2. Legal System and Property Rights	8.00	7.73	7.64	7.32	6.69	6.89	6.99
A. Judicial independence			7.01	7.76	4.89	5.30	5.82
B. Impartial courts			6.35	5.33	2.91	3.48	3.65
C. Protection of property rights			6.48	7.43	6.31	6.41	6.41
D. Military interference in rule of law and politics			10.00	10.00	10.00	10.00	10.00
E. Integrity of the legal system			8.33	8.33	8.33	8.33	8.33
F. Legal enforcement of contracts				5.25	5.55	5.55	5.50
G. Regulatory costs of the sale of real property				6.04	7.58	7.58	7.58
H. Reliability of police				7.42	6.70	7.08	7.22
I. Business costs of crime				8.29	7.94	8.24	8.37
Area 3. Sound Money	5.61	6.05	9.51	9.54	9.75	9.72	9.86
A. Money growth	7.96 (10.18)	8.23 (8.87)	8.77 (6.14)	8.83 (5.83)	9.78 (1.12)	9.77 (-1.15)	9.91 (-0.46)
B. Standard deviation of inflation	8.66 (3.34)	8.54 (3.66)	9.85 (0.39)	9.78 (0.55)	9.51 (1.23)	9.66 (0.86)	9.60 (1.00)
C. Inflation: most recent year	5.82 (20.90)	7.45 (12.77)	9.43 (2.85)	9.54 (2.29)	9.72 (1.39)	9.45 (2.77)	9.95 (0.27)
D. Freedom to own foreign currency bank accounts	0.00	0.00	10.00	10.00	10.00	10.00	10.00
Area 4. Freedom to Trade Internationally	6.73	7.55	8.95	7.98	8.08	7.89	7.79
A. Tariffs	8.60	8.26	9.18	8.39	8.34	8.21	8.25
(i) Revenue from trade taxes (% of trade sector)	8.60 (2.10)	9.13 (1.30)	9.78 (0.33)	9.59 (0.62)	9.63 (0.55)	9.63 (0.55)	9.64 (0.54)
(ii) Mean tariff rate		8.52 (7.40)	9.78 (0.33)	9.46 (2.70)	8.98 (5.10)	8.90 (5.50)	8.90 (5.50)
(iii) Standard deviation of tariff rates		7.12 (7.20)	8.24 (4.40)	6.13 (9.67)	6.41 (8.98)	6.11 (9.74)	6.22 (9.46)
B. Regulatory trade barriers			8.62	7.80	7.78	7.58	7.55
(i) Non-tariff trade barriers			7.73	7.78	7.67	7.07	7.00
(ii) Compliance costs of importing and exporting			9.50	7.82	7.89	8.10	8.10
C. Black-market exchange rates	9.60	9.40	10.00	10.00	10.00	10.00	10.00
D. Controls of the movement of capital and people	2.00	5.00	7.99	5.72	6.20	5.76	5.37
(i) Foreign ownership / investment restrictions			9.05	7.67	6.03	5.49	5.63
(ii) Capital controls	2.00	5.00	6.92	3.08	6.15	5.38	4.62
(iii) Freedom of foreigners to visit				6.40	6.42	6.42	5.87
Area 5. Regulation	4.10	4.45	6.40	6.17	5.81	6.66	7.10
A. Credit Market regulations	4.42	5.76	7.88	7.09	6.77	7.85	8.32
(i) Ownership of banks	0.00	2.00	5.00	5.00	8.00	8.00	8.00
(ii) Private sector credit	9.27	7.29	8.64	6.28	2.30	5.55	6.95
(iii) Interest rate controls (negative real interest rates)	4.00	8.00	10.00	10.00	10.00	10.00	10.00
B. Labor Market regulations	3.78	3.13	4.46	5.26	4.76	5.79	6.46
(i) Hiring regulations and minimum wage			4.05	6.70	2.23	3.90	5.57
(ii) Hiring and firing regulations		3.40	2.83	2.86	2.30	3.74	3.90
(iii) Centralized collective bargaining	5.18	5.18	4.88	5.51	5.53	6.01	6.25
(iv) Hours regulations	6.16	3.96	5.51	5.30	6.00	6.00	6.00
(v) Mandated cost of worker dismissal				1.19	2.52	5.07	7.04
(vi) Conscription	0.00	0.00	5.00	10.00	10.00	10.00	10.00
C. Business regulations			6.87	6.15	5.91	6.36	6.53
(i) Administrative requirements			7.58	3.68	2.48	2.80	3.30
(ii) Bureaucracy costs			7.20	3.57	3.46	3.46	3.46
(iii) Starting a business			5.65	9.53	9.82	9.89	9.90
(iv) Extra payments / bribes / favoritism			7.04	8.33	6.09	6.43	6.51
(v) Licensing restrictions				5.48	6.67	8.63	9.07
(vi) Cost of tax compliance				6.32	6.92	6.92	6.92

Qatar

	1980	1990	2000	2005	2010	2012	2013
	Rating (Rank)	Rating (Rank)	Rating (Rank)	Rating (Rank)	Rating (Rank)	Rating (Rank)	Rating (Rank)
Summary Ratings (Rank)					7.58 (21)	7.75 (15)	7.77 (13)
	Rating (Data)	Rating (Data)	Rating (Data)	Rating (Data)	Rating (Data)	Rating (Data)	Rating (Data)
Area 1. Size of Government					6.40	6.54	6.54
A. Government consumption					0.00 (46.40)	0.00 (52.16)	0.00 (49.84)
B. Transfers and subsidies					9.19 (3.49)	9.61 (1.92)	9.61 (1.92)
C. Government enterprises and investment							
D. Top marginal tax rate					10.00	10.00	10.00
(i) Top marginal income tax rate					10.00 (0)	10.00 (0)	10.00 (0)
(ii) Top marginal income and payroll tax rate							10.00 (0)
Area 2. Legal System and Property Rights					7.53	8.01	7.96
A. Judicial independence					8.37	8.47	8.29
B. Impartial courts					6.32	7.23	7.45
C. Protection of property rights					6.32	8.30	8.33
D. Military interference in rule of law and politics					6.67	6.67	6.67
E. Integrity of the legal system					8.33	8.33	8.33
F. Legal enforcement of contracts					4.86	4.86	4.86
G. Regulatory costs of the sale of real property					9.66	9.66	9.66
H. Reliability of police					8.79	8.87	8.82
I. Business costs of crime					8.48	9.67	9.21
Area 3. Sound Money					7.95	7.94	8.15
A. Money growth					8.90 (-5.49)	8.41 (-7.93)	9.38 (-3.09)
B. Standard deviation of inflation					3.36 (16.59)	3.70 (15.75)	3.85 (15.38)
C. Inflation: most recent year					9.51 (-2.43)	9.63 (1.87)	9.37 (3.13)
D. Freedom to own foreign currency bank accounts					10.00	10.00	10.00
Area 4. Freedom to Trade Internationally					7.76	7.79	7.60
A. Tariffs					8.33	8.59	8.59
(i) Revenue from trade taxes (% of trade sector)					9.31 (1.03)	9.31 (1.03)	9.31 (1.03)
(ii) Mean tariff rate					9.00 (5.00)	9.06 (4.70)	9.06 (4.70)
(iii) Standard deviation of tariff rates					6.68 (8.30)	7.39 (6.53)	7.41 (6.49)
B. Regulatory trade barriers					7.76	7.66	6.92
(i) Non-tariff trade barriers					8.36	7.63	5.94
(ii) Compliance costs of importing and exporting					7.16	7.68	7.91
C. Black-market exchange rates					10.00	10.00	10.00
D. Controls of the movement of capital and people				3.40	4.95	4.92	4.88
(i) Foreign ownership / investment restrictions					6.79	6.70	6.91
(ii) Capital controls					4.62	4.62	4.62
(iii) Freedom of foreigners to visit				3.40	3.43	3.43	3.10
Area 5. Regulation					8.27	8.46	8.62
A. Credit Market regulations					9.50	9.50	10.00
(i) Ownership of banks							
(ii) Private sector credit				10.00	10.00	10.00	10.00
(iii) Interest rate controls (negative real interest rates)					9.00	9.00	10.00
B. Labor Market regulations					7.75	8.07	8.05
(i) Hiring regulations and minimum wage					10.00	10.00	10.00
(ii) Hiring and firing regulations					5.44	7.34	7.15
(iii) Centralized collective bargaining					8.27	8.28	8.34
(iv) Hours regulations					8.00	8.00	8.00
(v) Mandated cost of worker dismissal					4.82	4.82	4.82
(vi) Conscription					10.00	10.00	10.00
C. Business regulations					7.56	7.82	7.81
(i) Administrative requirements					6.48	7.00	7.01
(ii) Bureaucracy costs					2.12	2.12	2.12
(iii) Starting a business					9.32	9.47	9.47
(iv) Extra payments / bribes / favoritism					8.08	8.86	8.74
(v) Licensing restrictions					9.78	9.90	9.98
(vi) Cost of tax compliance					9.60	9.54	9.54

Romania

	1980	1990	2000	2005	2010	2012	2013
	Rating (Rank)	Rating (Rank)	Rating (Rank)	Rating (Rank)	Rating (Rank)	Rating (Rank)	Rating (Rank)
Summary Ratings (Rank)		5.02 (75)	5.27 (110)	7.22 (51)	7.45 (34)	7.57 (22)	7.69 (17)
	Rating (Data)	Rating (Data)	Rating (Data)	Rating (Data)	Rating (Data)	Rating (Data)	Rating (Data)
Area 1. Size of Government	7.85	5.94	5.02	7.86	7.15	7.44	7.47
A. Government consumption	9.41 (8.01)	6.82 (16.82)	7.50 (14.48)	8.44 (11.31)	9.15 (8.90)	9.29 (8.40)	9.41 (8.00)
B. Transfers and subsidies	6.29 (14.10)	5.07 (18.60)	6.09 (14.84)	7.01 (11.49)	5.96 (15.33)	6.45 (13.52)	6.45 (13.52)
C. Government enterprises and investment			4.00 (60.70)	10.00 (10.56)	7.00 (23.84)	7.00 (21.36)	7.00 (21.36)
D. Top marginal tax rate			2.50	6.00	6.50	7.00	7.00
(i) Top marginal income tax rate			5.00 (40)	10.00 (16)	10.00 (16)	10.00 (16)	10.00 (16)
(ii) Top marginal income and payroll tax rate			0.00 (68)	2.00 (54)	3.00 (48)	4.00 (45)	4.00 (45)
Area 2. Legal System and Property Rights		6.28	6.16	5.47	5.72	5.56	5.74
A. Judicial independence				3.14	3.52	3.06	4.10
B. Impartial courts			5.52	3.45	3.04	2.83	3.57
C. Protection of property rights			4.10	5.12	4.89	4.90	4.93
D. Military interference in rule of law and politics			8.33	8.33	8.33	8.33	8.33
E. Integrity of the legal system			6.67	6.67	6.67	5.80	5.80
F. Legal enforcement of contracts				5.21	4.85	4.85	4.85
G. Regulatory costs of the sale of real property				7.97	9.11	9.10	9.15
H. Reliability of police				4.44	4.54	4.41	5.36
I. Business costs of crime				4.87	6.56	6.76	5.59
Area 3. Sound Money	6.61	7.18	2.71	8.30	9.10	9.38	9.54
A. Money growth	7.76 (11.20)	8.57 (7.13)	9.98 (-0.12)	8.92 (-5.39)	8.65 (6.77)	9.19 (-4.03)	9.60 (2.02)
B. Standard deviation of inflation	8.78 (3.05)	7.87 (5.32)	0.00 (44.43)	6.07 (9.82)	8.98 (2.56)	8.99 (2.53)	9.36 (1.59)
C. Inflation: most recent year	9.88 (0.59)	7.26 (13.72)	0.87 (45.67)	8.20 (8.99)	8.78 (6.09)	9.33 (3.33)	9.20 (3.99)
D. Freedom to own foreign currency bank accounts	0.00	5.00	0.00	10.00	10.00	10.00	10.00
Area 4. Freedom to Trade Internationally		3.24	6.70	7.79	7.99	7.74	7.84
A. Tariffs		9.73	6.76	7.75	8.34	8.21	8.25
(i) Revenue from trade taxes (% of trade sector)		9.73 (0.40)	8.95 (1.58)	9.59 (0.62)	9.63 (0.55)	9.63 (0.55)	9.64 (0.54)
(ii) Mean tariff rate			8.95 (1.58)	8.68 (6.60)	8.98 (5.10)	8.90 (5.50)	8.90 (5.50)
(iii) Standard deviation of tariff rates			4.36 (14.10)	4.98 (12.56)	6.41 (8.98)	6.11 (9.74)	6.22 (9.46)
B. Regulatory trade barriers			5.48	6.89	7.06	6.42	6.60
(i) Non-tariff trade barriers			5.48	5.43	5.78	4.59	4.93
(ii) Compliance costs of importing and exporting				8.35	8.35	8.26	8.26
C. Black-market exchange rates	0.00	0.00	10.00	10.00	10.00	10.00	10.00
D. Controls of the movement of capital and people	0.00	0.00	4.54	6.52	6.55	6.32	6.53
(i) Foreign ownership / investment restrictions			7.55	6.23	5.54	4.86	5.26
(ii) Capital controls	0.00	0.00	1.54	6.92	7.69	7.69	8.46
(iii) Freedom of foreigners to visit				6.40	6.42	6.42	5.87
Area 5. Regulation	2.64	2.47	5.78	6.68	7.29	7.71	7.84
A. Credit Market regulations	0.00	0.00	5.34	7.77	8.94	9.62	9.62
(i) Ownership of banks	0.00	0.00	0.00	5.00	10.00	10.00	10.00
(ii) Private sector credit	0.00	0.00	6.02	9.32	6.83	8.87	8.87
(iii) Interest rate controls (negative real interest rates)		0.00	10.00	9.00	10.00	10.00	10.00
B. Labor Market regulations			6.28	5.63	6.87	7.43	7.47
(i) Hiring regulations and minimum wage			4.66	3.30	3.33	5.00	5.00
(ii) Hiring and firing regulations			8.80	4.15	4.29	4.77	5.09
(iii) Centralized collective bargaining			8.67	7.87	6.37	6.82	6.73
(iv) Hours regulations				6.00	8.00	8.00	8.00
(v) Mandated cost of worker dismissal				9.44	9.25	10.00	10.00
(vi) Conscription	1.00	0.00	3.00	3.00	10.00	10.00	10.00
C. Business regulations			5.73	6.64	6.06	6.08	6.42
(i) Administrative requirements			6.63	3.50	3.08	3.00	3.68
(ii) Bureaucracy costs			7.50	7.04	5.67	5.67	5.67
(iii) Starting a business			3.60	9.60	9.52	9.70	9.72
(iv) Extra payments / bribes / favoritism			5.18	5.18	4.49	4.27	4.49
(v) Licensing restrictions				6.72	6.11	6.11	6.76
(vi) Cost of tax compliance				7.84	7.51	7.76	8.22

Russia

	1980	1990	2000	2005	2010	2012	2013
	Rating (Rank)	Rating (Rank)	Rating (Rank)	Rating (Rank)	Rating (Rank)	Rating (Rank)	Rating (Rank)
Summary Ratings (Rank)			5.15 (112)	6.24 (100)	6.55 (97)	6.65 (95)	6.69 (99)
	Rating (Data)	Rating (Data)	Rating (Data)	Rating (Data)	Rating (Data)	Rating (Data)	Rating (Data)
Area 1. Size of Government	1.66	1.24	6.77	7.24	6.90	6.50	6.52
A. Government consumption	3.03 (29.70)	2.99 (29.84)	5.01 (22.96)	4.40 (25.06)	4.03 (26.30)	3.68 (27.50)	3.74 (27.30)
B. Transfers and subsidies	1.96 (30.00)	1.96 (30.00)	6.56 (13.11)	7.05 (11.33)	5.07 (18.61)	5.34 (17.60)	5.34 (17.60)
C. Government enterprises and investment		0.00 (90.00)	10.00 (10.30)	10.00 (14.50)	10.00 (8.30)	10.00 (10.90)	10.00 (10.90)
D. Top marginal tax rate	0.00	0.00	5.50	7.50	8.50	7.00	7.00
(i) Top marginal income tax rate	0.00 (100)	0.00 (80)	8.00 (30)	10.00 (13)	10.00 (13)	10.00 (13)	10.00 (13)
(ii) Top marginal income and payroll tax rate			3.00 (50)	5.00 (39)	7.00 (35)	4.00 (41)	4.00 (41)
Area 2. Legal System and Property Rights			4.45	5.21	5.27	5.27	5.42
A. Judicial independence			3.51	2.14	2.66	2.80	3.17
B. Impartial courts			5.18	2.78	2.88	3.16	3.42
C. Protection of property rights			1.88	3.63	3.02	3.39	3.89
D. Military interference in rule of law and politics			6.67	7.50	7.50	6.70	6.70
E. Integrity of the legal system			5.00	6.67	6.67	5.00	5.00
F. Legal enforcement of contracts				7.53	7.53	7.62	7.55
G. Regulatory costs of the sale of real property				8.92	9.12	9.55	9.61
H. Reliability of police				3.28	2.72	3.41	3.66
I. Business costs of crime				4.49	5.31	5.84	5.79
Area 3. Sound Money	5.72	5.95	3.66	6.69	8.47	8.63	8.63
A. Money growth	7.88 (10.60)	8.06 (9.70)	2.19 (39.06)	5.31 (23.43)	7.77 (11.14)	8.13 (9.35)	7.93 (10.37)
B. Standard deviation of inflation	9.28 (1.80)	8.92 (2.70)	1.61 (20.98)	8.97 (2.57)	7.47 (6.33)	7.40 (6.49)	7.95 (5.11)
C. Inflation: most recent year		6.82 (15.90)	5.84 (20.78)	7.46 (12.68)	8.63 (6.86)	8.99 (5.07)	8.65 (6.76)
D. Freedom to own foreign currency bank accounts	0.00	0.00	5.00	5.00	10.00	10.00	10.00
Area 4. Freedom to Trade Internationally			6.23	5.76	5.80	6.05	6.09
A. Tariffs			7.00	5.08	4.91	4.48	4.56
(i) Revenue from trade taxes (% of trade sector)			6.92 (4.62)	1.17 (13.24)	0.95 (13.57)	0.00 (15.59)	0.00 (15.59)
(ii) Mean tariff rate			6.92 (4.62)	8.08 (9.60)	8.10 (9.50)	8.00 (10.00)	8.06 (9.70)
(iii) Standard deviation of tariff rates			6.60 (8.50)	5.99 (10.03)	5.67 (10.83)	5.44 (11.40)	5.62 (10.96)
B. Regulatory trade barriers			5.06	4.83	4.51	5.82	6.10
(i) Non-tariff trade barriers			3.78	4.76	4.12	4.63	5.01
(ii) Compliance costs of importing and exporting			6.33	4.90	4.90	7.01	7.18
C. Black-market exchange rates	0.00	0.00	10.00	10.00	10.00	10.00	10.00
D. Controls of the movement of capital and people	0.00	0.00	2.86	3.12	3.80	3.88	3.71
(i) Foreign ownership / investment restrictions			5.71	4.22	4.23	4.16	4.21
(ii) Capital controls	0.00	0.00	0.00	3.85	5.83	6.15	6.15
(iii) Freedom of foreigners to visit				1.30	1.33	1.33	0.75
Area 5. Regulation	2.47	1.00	4.64	6.31	6.33	6.80	6.78
A. Credit Market regulations	0.00	0.17	4.29	8.00	7.77	8.33	8.17
(i) Ownership of banks	0.00	0.00	2.00	5.00	5.00	5.00	5.00
(ii) Private sector credit		0.50	5.88	10.00	9.31	10.00	9.50
(iii) Interest rate controls (negative real interest rates)	0.00	0.00	5.00	9.00	9.00	10.00	10.00
B. Labor Market regulations		1.84	4.50	5.98	5.94	6.11	5.91
(i) Hiring regulations and minimum wage			2.58	6.70	5.00	5.00	5.00
(ii) Hiring and firing regulations		1.03	6.08	6.75	4.55	4.91	5.33
(iii) Centralized collective bargaining		4.49	8.30	8.02	6.57	7.24	7.62
(iv) Hours regulations			5.51	6.00	8.00	8.00	6.00
(v) Mandated cost of worker dismissal				8.42	8.50	8.50	8.50
(vi) Conscription	0.00	0.00	0.00	0.00	3.00	3.00	3.00
C. Business regulations			5.14	4.94	5.29	5.97	6.25
(i) Administrative requirements			6.22	2.06	2.36	3.10	3.18
(ii) Bureaucracy costs			5.00	3.60	5.70	5.70	5.70
(iii) Starting a business			4.00	8.97	9.01	9.50	9.63
(iv) Extra payments / bribes / favoritism			5.36	5.59	3.23	3.57	3.86
(v) Licensing restrictions				4.43	4.67	5.91	7.03
(vi) Cost of tax compliance				4.98	6.75	8.02	8.12

Rwanda

	1980	1990	2000	2005	2010	2012	2013
	Rating (Rank)	Rating (Rank)	Rating (Rank)	Rating (Rank)	Rating (Rank)	Rating (Rank)	Rating (Rank)
Summary Ratings (Rank)	4.60 (71)	4.89 (81)	5.52 (102)	5.92 (117)	7.32 (42)	7.39 (38)	7.43 (34)
	Rating (Data)	Rating (Data)	Rating (Data)	Rating (Data)	Rating (Data)	Rating (Data)	Rating (Data)
Area 1. Size of Government	5.95	6.59	7.39	6.50	5.74	5.93	5.91
A. Government consumption	7.93 (13.04)	8.59 (10.81)	8.63 (10.66)	7.96 (12.94)	7.21 (15.50)	7.21 (15.50)	7.15 (15.70)
B. Transfers and subsidies	9.92 (0.80)	9.18 (3.50)	9.54 (2.20)	9.54 (2.20)	10.00 (0.00)	10.00 (0.00)	10.00 (0.00)
C. Government enterprises and investment	0.00 (100.00)	2.00 (40.46)	4.00 (33.90)	2.00 (42.15)	0.00 (51.00)	0.00 (53.80)	0.00 (68.30)
D. Top marginal tax rate						6.50	6.50
(i) Top marginal income tax rate						8.00 (30)	8.00 (30)
(ii) Top marginal income and payroll tax rate						5.00 (36)	5.00 (37)
Area 2. Legal System and Property Rights			1.16	3.02	6.72	6.98	6.94
A. Judicial independence					7.02	6.74	6.47
B. Impartial courts			3.48	3.80	6.11	6.36	6.26
C. Protection of property rights					6.82	7.07	7.11
D. Military interference in rule of law and politics			0.00	3.10	6.00	5.70	6.10
E. Integrity of the legal system			0.00				
F. Legal enforcement of contracts				3.35	3.95	3.95	3.73
G. Regulatory costs of the sale of real property				1.84	7.46	9.71	9.36
H. Reliability of police					8.15	8.06	7.95
I. Business costs of crime					8.24	8.24	8.56
Area 3. Sound Money	6.45	6.06	7.44	7.75	8.95	8.90	8.97
A. Money growth	8.44 (7.78)	9.59 (-2.07)	8.62 (6.88)	9.94 (0.31)	8.47 (7.66)	9.17 (4.16)	8.82 (5.88)
B. Standard deviation of inflation	7.99 (5.03)	7.34 (6.65)	6.98 (7.56)	7.86 (5.35)	7.81 (5.48)	7.69 (5.78)	8.67 (3.33)
C. Inflation: most recent year	9.39 (3.06)	7.31 (13.46)	9.14 (4.29)	8.20 (9.01)	9.54 (2.31)	8.75 (6.27)	8.39 (8.04)
D. Freedom to own foreign currency bank accounts	0.00	0.00	5.00	5.00	10.00	10.00	10.00
Area 4. Freedom to Trade Internationally	0.38	1.64		4.78	7.02	7.12	7.19
A. Tariffs	1.13	0.53		6.30	7.03	6.93	7.13
(i) Revenue from trade taxes (% of trade sector)	1.13 (13.30)	0.53 (14.20)			8.30 (2.55)	8.12 (2.82)	8.65 (2.02)
(ii) Mean tariff rate				6.56 (17.20)	7.50 (12.50)	7.44 (12.80)	7.44 (12.80)
(iii) Standard deviation of tariff rates				6.04 (9.91)	5.30 (11.75)	5.24 (11.90)	5.29 (11.78)
B. Regulatory trade barriers				0.13	5.48	5.95	6.04
(i) Non-tariff trade barriers					5.16	5.78	5.79
(ii) Compliance costs of importing and exporting				0.13	5.80	6.11	6.30
C. Black-market exchange rates	0.00	4.40	10.00	10.00	10.00	10.00	10.00
D. Controls of the movement of capital and people	0.00	0.00	1.54	2.67	5.56	5.60	5.59
(i) Foreign ownership / investment restrictions					6.67	6.79	6.88
(ii) Capital controls	0.00	0.00	1.54	3.85	8.46	8.46	8.46
(iii) Freedom of foreigners to visit				1.50	1.55	1.55	1.43
Area 5. Regulation	5.62	5.27	6.11	7.56	8.19	8.03	8.14
A. Credit Market regulations	5.01	4.09	6.31	8.55	8.76	8.20	8.50
(i) Ownership of banks	0.00	0.00	0.00	8.00	8.00	8.00	8.00
(ii) Private sector credit	9.03	2.26	8.92	8.65	9.28	7.59	8.49
(iii) Interest rate controls (negative real interest rates)	6.00	10.00	10.00	9.00	9.00	9.00	9.00
B. Labor Market regulations				7.30	8.44	8.36	8.39
(i) Hiring regulations and minimum wage				5.60	10.00	10.00	10.00
(ii) Hiring and firing regulations					5.48	5.38	5.51
(iii) Centralized collective bargaining					7.42	7.05	7.09
(iv) Hours regulations				6.00	10.00	10.00	10.00
(v) Mandated cost of worker dismissal				7.59	7.76	7.76	7.76
(vi) Conscription	10.00	10.00	10.00	10.00	10.00	10.00	10.00
C. Business regulations				6.83	7.37	7.54	7.54
(i) Administrative requirements					6.97	6.63	6.33
(ii) Bureaucracy costs					3.97	3.97	3.97
(iii) Starting a business				7.51	9.85	9.89	9.24
(iv) Extra payments / bribes / favoritism					7.39	7.45	7.22
(v) Licensing restrictions				4.86	7.68	8.54	9.66
(vi) Cost of tax compliance				8.12	8.34	8.73	8.80

Saudi Arabia

	1980	1990	2000	2005	2010	2012	2013
	Rating (Rank)	Rating (Rank)	Rating (Rank)	Rating (Rank)	Rating (Rank)	Rating (Rank)	Rating (Rank)
Summary Ratings (Rank)					7.13 (66)	6.84 (83)	6.95 (81)
	Rating (Data)	Rating (Data)	Rating (Data)	Rating (Data)	Rating (Data)	Rating (Data)	Rating (Data)
Area 1. Size of Government					5.04	5.00	5.00
A. Government consumption					0.07 (39.76)	0.00 (42.00)	0.00 (43.10)
B. Transfers and subsidies							
C. Government enterprises and investment							
D. Top marginal tax rate					10.00	10.00	10.00
(i) Top marginal income tax rate					10.00 (0)	10.00 (0)	10.00 (0)
(ii) Top marginal income and payroll tax rate					10.00 (18)	10.00 (18)	10.00 (18)
Area 2. Legal System and Property Rights					7.66	7.35	7.17
A. Judicial independence					7.63	7.14	7.02
B. Impartial courts					6.17	5.69	5.41
C. Protection of property rights					7.65	7.23	6.87
D. Military interference in rule of law and politics					8.33	8.33	8.33
E. Integrity of the legal system					8.33	8.33	8.33
F. Legal enforcement of contracts					4.01	4.01	4.01
G. Regulatory costs of the sale of real property					9.96	9.85	9.85
H. Reliability of police					7.78	7.41	7.02
I. Business costs of crime					9.10	8.13	7.71
Area 3. Sound Money					7.84	7.70	7.87
A. Money growth					8.83 (5.84)	8.40 (8.02)	8.68 (6.61)
B. Standard deviation of inflation					3.61 (15.98)	3.00 (17.51)	3.50 (16.26)
C. Inflation: most recent year					8.93 (5.34)	9.42 (2.89)	9.30 (3.51)
D. Freedom to own foreign currency bank accounts					10.00	10.00	10.00
Area 4. Freedom to Trade Internationally					7.24	6.11	6.78
A. Tariffs					8.20	4.76	7.87
(i) Revenue from trade taxes (% of trade sector)							
(ii) Mean tariff rate					9.04 (4.80)	7.74 (11.30)	9.04 (4.80)
(iii) Standard deviation of tariff rates					7.35 (6.62)	1.77 (20.57)	6.70 (8.26)
B. Regulatory trade barriers					7.71	7.10	6.87
(i) Non-tariff trade barriers					7.41	6.19	5.73
(ii) Compliance costs of importing and exporting					8.01	8.01	8.01
C. Black-market exchange rates					10.00	10.00	10.00
D. Controls of the movement of capital and people					3.03	2.57	2.38
(i) Foreign ownership / investment restrictions					7.00	5.62	5.17
(ii) Capital controls					1.54	1.54	1.54
(iii) Freedom of foreigners to visit					0.55	0.55	0.42
Area 5. Regulation					7.89	8.05	7.91
A. Credit Market regulations					7.92	9.00	9.00
(i) Ownership of banks					8.00	8.00	8.00
(ii) Private sector credit					7.84	10.00	10.00
(iii) Interest rate controls (negative real interest rates)							
B. Labor Market regulations					8.20	8.00	7.58
(i) Hiring regulations and minimum wage					10.00	10.00	10.00
(ii) Hiring and firing regulations					6.83	5.53	5.14
(iii) Centralized collective bargaining					7.98	8.09	7.95
(iv) Hours regulations					10.00	10.00	8.00
(v) Mandated cost of worker dismissal					4.39	4.39	4.39
(vi) Conscription					10.00	10.00	10.00
C. Business regulations					7.56	7.15	7.15
(i) Administrative requirements					5.64	4.70	4.49
(ii) Bureaucracy costs					3.28	3.28	3.28
(iii) Starting a business					9.78	9.29	9.30
(iv) Extra payments / bribes / favoritism					7.87	7.23	7.28
(v) Licensing restrictions					9.66	9.21	9.26
(vi) Cost of tax compliance					9.11	9.19	9.28

Senegal

	1980	1990	2000	2005	2010	2012	2013
	Rating (Rank)	Rating (Rank)	Rating (Rank)	Rating (Rank)	Rating (Rank)	Rating (Rank)	Rating (Rank)
Summary Ratings (Rank)	5.01 (59)	5.16 (69)	5.86 (93)	5.93 (116)	6.04 (128)	6.02 (130)	6.32 (122)
	Rating (Data)	Rating (Data)	Rating (Data)	Rating (Data)	Rating (Data)	Rating (Data)	Rating (Data)
Area 1. Size of Government	6.36	6.01	7.08	6.55	5.77	5.58	6.96
A. Government consumption	6.08 (19.34)	7.02 (16.13)	8.32 (11.70)	8.48 (11.18)	7.08 (15.94)	6.32 (18.50)	6.82 (16.80)
B. Transfers and subsidies	8.99 (4.20)		10.00 (0.43)	8.71 (5.24)	10.00 (0.00)	10.00 (0.00)	10.00 (0.00)
C. Government enterprises and investment	4.00 (32.20)	7.00 (22.60)	7.00 (20.10)	6.00 (25.28)	6.00 (29.39)	6.00 (29.60)	6.00 (25.60)
D. Top marginal tax rate		4.00	3.00	3.00	0.00	0.00	5.00
(i) Top marginal income tax rate		4.00 (48)	3.00 (50)	3.00 (50)	0.00 (61)	0.00 (61)	5.00 (40)
(ii) Top marginal income and payroll tax rate		4.00 (48)	3.00 (50)	3.00 (50)	0.00 (61)	0.00 (61)	5.00 (40)
Area 2. Legal System and Property Rights	3.41	3.99	4.55	3.82	4.39	4.44	4.58
A. Judicial independence					2.92	3.44	4.21
B. Impartial courts			5.33	5.10	3.76	4.61	4.57
C. Protection of property rights					5.17	5.01	4.91
D. Military interference in rule of law and politics			3.33	3.33	3.33	4.20	4.20
E. Integrity of the legal system			5.00	5.00	5.00	5.00	5.00
F. Legal enforcement of contracts				3.39	3.39	2.79	2.79
G. Regulatory costs of the sale of real property				2.26	2.69	2.70	3.66
H. Reliability of police					5.12	5.89	6.04
I. Business costs of crime					8.10	6.32	5.86
Area 3. Sound Money	6.36	6.93	7.28	7.11	7.03	7.03	7.10
A. Money growth	8.79 (6.05)	8.94 (-5.32)	9.45 (2.74)	9.42 (2.89)	9.43 (2.85)	9.36 (3.18)	9.21 (3.97)
B. Standard deviation of inflation	8.95 (2.63)	9.01 (2.47)	9.82 (0.44)	9.34 (1.64)	8.93 (2.68)	9.03 (2.43)	9.33 (1.67)
C. Inflation: most recent year	7.69 (11.53)	9.76 (1.19)	9.85 (0.73)	9.66 (1.70)	9.75 (1.25)	9.72 (1.42)	9.86 (0.70)
D. Freedom to own foreign currency bank accounts	0.00	0.00	0.00	0.00	0.00	0.00	0.00
Area 4. Freedom to Trade Internationally	4.00	3.92	6.11	6.39	6.98	7.05	6.89
A. Tariffs	2.40	2.57	6.02	6.10	7.33	7.39	7.41
(i) Revenue from trade taxes (% of trade sector)	2.40 (11.40)	2.13 (11.80)	4.44 (8.34)	3.83 (9.25)	7.09 (4.36)	7.27 (4.09)	7.27 (4.09)
(ii) Mean tariff rate		3.00 (35.00)	4.44 (8.34)	7.20 (14.00)	7.62 (11.90)	7.62 (11.90)	7.64 (11.80)
(iii) Standard deviation of tariff rates				7.26 (6.84)	7.29 (6.78)	7.29 (6.78)	7.31 (6.73)
B. Regulatory trade barriers				6.86	6.78	6.86	6.74
(i) Non-tariff trade barriers					5.20	5.44	5.19
(ii) Compliance costs of importing and exporting				6.86	8.37	8.28	8.28
C. Black-market exchange rates	9.60	9.20	10.00	10.00	10.00	10.00	10.00
D. Controls of the movement of capital and people	0.00	0.00	2.31	2.58	3.82	3.93	3.39
(i) Foreign ownership / investment restrictions					6.26	6.60	5.81
(ii) Capital controls	0.00	0.00	2.31	0.77	0.77	0.77	0.77
(iii) Freedom of foreigners to visit				4.40	4.43	4.43	3.61
Area 5. Regulation	4.91	4.94	4.27	5.82	6.06	6.00	6.06
A. Credit Market regulations	6.46	6.53	5.35	9.12	8.40	8.39	8.45
(i) Ownership of banks	2.00	2.00	2.00	10.00	10.00	10.00	10.00
(ii) Private sector credit	9.37	9.60	8.69	9.37	7.19	7.18	6.90
(iii) Interest rate controls (negative real interest rates)	8.00	8.00		8.00	8.00	8.00	
B. Labor Market regulations				3.49	4.60	4.37	4.01
(i) Hiring regulations and minimum wage				2.80	3.90	2.23	0.00
(ii) Hiring and firing regulations					4.83	4.93	5.13
(iii) Centralized collective bargaining					5.69	5.88	5.76
(iv) Hours regulations				4.70	6.00	6.00	6.00
(v) Mandated cost of worker dismissal				6.48	7.19	7.19	7.19
(vi) Conscription	0.00	0.00	0.00	0.00	0.00	0.00	0.00
C. Business regulations				4.84	5.17	5.24	5.73
(i) Administrative requirements					3.71	4.47	4.93
(ii) Bureaucracy costs					5.57	5.57	5.57
(iii) Starting a business				6.08	8.46	8.50	9.08
(iv) Extra payments / bribes / favoritism					4.04	4.15	4.13
(v) Licensing restrictions				6.24	6.71	5.96	7.64
(vi) Cost of tax compliance				2.20	2.53	2.78	3.05

Serbia

	1980	1990	2000	2005	2010	2012	2013
	Rating (Rank)	Rating (Rank)	Rating (Rank)	Rating (Rank)	Rating (Rank)	Rating (Rank)	Rating (Rank)
Summary Ratings (Rank)				5.96 (114)	6.55 (97)	6.65 (95)	6.65 (101)
	Rating (Data)	Rating (Data)	Rating (Data)	Rating (Data)	Rating (Data)	Rating (Data)	Rating (Data)
Area 1. Size of Government				6.47	6.28	6.74	6.82
A. Government consumption				5.60 (20.95)	5.74 (20.50)	5.76 (20.40)	6.11 (19.24)
B. Transfers and subsidies				4.26 (21.56)	3.88 (22.96)	3.69 (23.66)	3.69 (23.66)
C. Government enterprises and investment				10.00 (14.06)	8.00 (15.46)	10.00 (13.18)	10.00 (13.18)
D. Top marginal tax rate				6.00	7.50	7.50	7.50
(i) Top marginal income tax rate				10.00 (15)	10.00 (15)	10.00 (15)	10.00 (15)
(ii) Top marginal income and payroll tax rate				2.00 (53)	5.00 (37)	5.00 (37)	5.00 (37)
Area 2. Legal System and Property Rights				4.78	4.92	4.91	4.77
A. Judicial independence				2.45	2.38	2.60	2.59
B. Impartial courts				2.94	2.59	2.52	2.51
C. Protection of property rights				4.62	3.54	3.64	3.58
D. Military interference in rule of law and politics				6.67	6.67	6.67	6.67
E. Integrity of the legal system				5.83	5.83	5.83	5.83
F. Legal enforcement of contracts				3.95	3.78	3.61	3.61
G. Regulatory costs of the sale of real property				6.13	8.87	8.87	8.09
H. Reliability of police				4.49	4.78	5.01	4.71
I. Business costs of crime				5.96	5.85	5.45	5.30
Area 3. Sound Money				4.55	7.94	7.87	7.76
A. Money growth				6.40 (17.99)	9.37 (3.17)	8.98 (5.10)	8.53 (7.37)
B. Standard deviation of inflation				0.00 (32.54)	8.63 (3.42)	8.96 (2.60)	9.04 (2.40)
C. Inflation: most recent year				6.78 (16.10)	8.77 (6.14)	8.53 (7.33)	8.46 (7.69)
D. Freedom to own foreign currency bank accounts				5.00	5.00	5.00	5.00
Area 4. Freedom to Trade Internationally				7.17	7.20	7.17	7.22
A. Tariffs				7.75	8.17	8.32	8.32
(i) Revenue from trade taxes (% of trade sector)				7.47 (3.80)	8.85 (1.72)	9.27 (1.10)	9.27 (1.10)
(ii) Mean tariff rate				8.36 (8.20)	8.52 (7.40)	8.54 (7.30)	8.52 (7.40)
(iii) Standard deviation of tariff rates				7.43 (6.42)	7.13 (7.18)	7.16 (7.10)	7.16 (7.10)
B. Regulatory trade barriers				6.83	6.82	6.58	6.83
(i) Non-tariff trade barriers				5.37	5.35	4.95	5.44
(ii) Compliance costs of importing and exporting				8.28	8.28	8.22	8.22
C. Black-market exchange rates				10.00	10.00	10.00	10.00
D. Controls of the movement of capital and people				4.08	3.81	3.76	3.72
(i) Foreign ownership / investment restrictions				5.37	4.57	4.44	4.35
(ii) Capital controls				0.77	0.77	0.77	1.54
(iii) Freedom of foreigners to visit				6.10	6.08	6.08	5.28
Area 5. Regulation				6.83	6.43	6.59	6.68
A. Credit Market regulations				9.39	8.32	7.44	7.34
(i) Ownership of banks				10.00	8.00	8.00	8.00
(ii) Private sector credit				9.16	6.97	4.33	5.03
(iii) Interest rate controls (negative real interest rates)				9.00	10.00	10.00	9.00
B. Labor Market regulations				5.90	5.68	6.89	6.81
(i) Hiring regulations and minimum wage				3.30	2.23	2.23	2.23
(ii) Hiring and firing regulations				5.00	4.38	4.19	3.86
(iii) Centralized collective bargaining				7.12	6.95	7.40	7.27
(iv) Hours regulations				9.30	10.00	10.00	10.00
(v) Mandated cost of worker dismissal				7.68	7.51	7.51	7.51
(vi) Conscription				3.00	3.00	10.00	10.00
C. Business regulations				5.19	5.28	5.43	5.88
(i) Administrative requirements				1.72	2.23	2.18	2.02
(ii) Bureaucracy costs				5.14	5.83	5.83	5.83
(iii) Starting a business				9.13	9.48	9.56	9.54
(iv) Extra payments / bribes / favoritism				5.68	3.83	4.23	4.45
(v) Licensing restrictions				2.59	3.47	3.94	6.57
(vi) Cost of tax compliance				6.87	6.87	6.87	6.87

Seychelles

	1980	1990	2000	2005	2010	2012	2013
	Rating (Rank)	Rating (Rank)	Rating (Rank)	Rating (Rank)	Rating (Rank)	Rating (Rank)	Rating (Rank)
Summary Ratings (Rank)							7.07 (73)
	Rating (Data)	Rating (Data)	Rating (Data)	Rating (Data)	Rating (Data)	Rating (Data)	Rating (Data)
Area 1. Size of Government							6.13
A. Government consumption							1.38 (35.30)
B. Transfers and subsidies							
C. Government enterprises and investment							7.00 (22.90)
D. Top marginal tax rate							10.00
(i) Top marginal income tax rate							10.00 (15)
(ii) Top marginal income and payroll tax rate							10.00 (18)
Area 2. Legal System and Property Rights							5.64
A. Judicial independence							5.20
B. Impartial courts							4.48
C. Protection of property rights							5.25
D. Military interference in rule of law and politics							8.60
E. Integrity of the legal system							
F. Legal enforcement of contracts							4.06
G. Regulatory costs of the sale of real property							7.08
H. Reliability of police							5.20
I. Business costs of crime							5.27
Area 3. Sound Money							8.22
A. Money growth							8.80 (6.01)
B. Standard deviation of inflation							4.95 (12.63)
C. Inflation: most recent year							9.13 (4.34)
D. Freedom to own foreign currency bank accounts							10.00
Area 4. Freedom to Trade Internationally							8.02
A. Tariffs							7.39
(i) Revenue from trade taxes (% of trade sector)							7.39 (3.91)
(ii) Mean tariff rate							
(iii) Standard deviation of tariff rates							
B. Regulatory trade barriers							6.73
(i) Non-tariff trade barriers							5.70
(ii) Compliance costs of importing and exporting							7.76
C. Black-market exchange rates							10.00
D. Controls of the movement of capital and people							7.96
(i) Foreign ownership / investment restrictions							5.43
(ii) Capital controls							8.46
(iii) Freedom of foreigners to visit							10.00
Area 5. Regulation							7.35
A. Credit Market regulations							7.67
(i) Ownership of banks							5.00
(ii) Private sector credit							10.00
(iii) Interest rate controls (negative real interest rates)							8.00
B. Labor Market regulations							6.99
(i) Hiring regulations and minimum wage							5.57
(ii) Hiring and firing regulations							4.42
(iii) Centralized collective bargaining							6.43
(iv) Hours regulations							8.00
(v) Mandated cost of worker dismissal							7.53
(vi) Conscription							10.00
C. Business regulations							7.38
(i) Administrative requirements							5.33
(ii) Bureaucracy costs							
(iii) Starting a business							8.67
(iv) Extra payments / bribes / favoritism							4.91
(v) Licensing restrictions							8.98
(vi) Cost of tax compliance							9.01

Sierra Leone

	1980	1990	2000	2005	2010	2012	2013
	Rating (Rank)	Rating (Rank)	Rating (Rank)	Rating (Rank)	Rating (Rank)	Rating (Rank)	Rating (Rank)
Summary Ratings (Rank)	4.79 (67)	3.86 (103)	4.98 (114)	5.60 (127)	6.34 (114)	6.28 (121)	6.08 (132)
	Rating (Data)	Rating (Data)	Rating (Data)	Rating (Data)	Rating (Data)	Rating (Data)	Rating (Data)
Area 1. Size of Government	6.65	6.67	5.83	6.61	8.15	7.33	6.84
A. Government consumption	9.29 (8.40)	8.30 (11.78)	7.79 (13.50)	7.83 (13.37)	8.44 (11.30)	8.80 (10.07)	8.85 (9.90)
B. Transfers and subsidies		9.70 (1.60)	9.71 (1.57)	10.00 (0.00)	10.00 (0.00)	10.00 (0.00)	10.00 (0.00)
C. Government enterprises and investment	4.00 (35.80)	2.00 (40.40)	0.00 (75.30)	2.00 (43.20)	6.00 (28.09)	4.00 (34.00)	2.00 (40.40)
D. Top marginal tax rate						6.50	6.50
(i) Top marginal income tax rate						8.00 (30)	8.00 (30)
(ii) Top marginal income and payroll tax rate						5.00 (40)	5.00 (40)
Area 2. Legal System and Property Rights		5.30	3.30	3.15	4.00	4.32	4.26
A. Judicial independence						3.43	3.01
B. Impartial courts			4.89	3.60	3.90	3.71	3.05
C. Protection of property rights						4.53	4.00
D. Military interference in rule of law and politics			0.00	4.17	4.17	4.17	4.17
E. Integrity of the legal system			5.00	5.83	5.83	5.83	5.83
F. Legal enforcement of contracts				1.58	1.58	1.58	4.18
G. Regulatory costs of the sale of real property				0.56	4.50	5.15	5.39
H. Reliability of police						4.73	3.99
I. Business costs of crime						5.77	4.68
Area 3. Sound Money	6.02	0.06	6.47	6.32	6.95	7.14	7.38
A. Money growth	7.16 (14.22)	0.24 (48.82)	4.37 (28.16)	5.91 (20.44)	7.73 (11.34)	7.99 (10.07)	8.46 (7.69)
B. Standard deviation of inflation	8.90 (2.76)	0.00 (29.16)	6.67 (8.33)	6.78 (8.04)	8.39 (4.02)	8.14 (4.66)	8.12 (4.70)
C. Inflation: most recent year	8.02 (9.90)	0.00 (89.15)	9.83 (-0.84)	7.59 (12.05)	6.67 (16.64)	7.43 (12.87)	7.95 (10.27)
D. Freedom to own foreign currency bank accounts	0.00	0.00	5.00	5.00	5.00	5.00	5.00
Area 4. Freedom to Trade Internationally	1.00	2.46	4.33	6.04	6.31	6.81	6.70
A. Tariffs	2.99	7.37	3.37	6.08	6.82	7.55	7.55
(i) Revenue from trade taxes (% of trade sector)	1.13 (13.30)	7.37 (3.95)	3.37 (9.95)	4.65 (8.02)	6.88 (4.68)	7.89 (3.16)	7.89 (3.16)
(ii) Mean tariff rate	4.84 (25.80)		3.37 (9.95)	7.28 (13.60)	7.28 (13.60)	7.62 (11.90)	7.62 (11.90)
(iii) Standard deviation of tariff rates				6.30 (9.25)	6.30 (9.25)	7.14 (7.14)	7.14 (7.14)
B. Regulatory trade barriers				5.44	6.47	6.11	6.20
(i) Non-tariff trade barriers						6.03	6.08
(ii) Compliance costs of importing and exporting				5.44	6.47	6.20	6.32
C. Black-market exchange rates	0.00	0.00	5.00	10.00	10.00	10.00	10.00
D. Controls of the movement of capital and people	0.00	0.00	4.61	2.62	1.97	3.58	3.05
(i) Foreign ownership / investment restrictions						6.23	6.14
(ii) Capital controls	0.00	0.00	4.61	3.85	2.50	3.08	1.67
(iii) Freedom of foreigners to visit				1.40	1.44	1.44	1.34
Area 5. Regulation	5.49	4.84	4.99	5.91	6.31	5.78	5.21
A. Credit Market regulations	4.67	2.94	3.33	6.25	6.21	5.57	3.67
(i) Ownership of banks	2.00	2.00	2.00	2.00	2.00	2.00	2.00
(ii) Private sector credit	6.02	6.82	0.00	7.76	7.62	5.71	0.00
(iii) Interest rate controls (negative real interest rates)	6.00	0.00	8.00	9.00	9.00	9.00	9.00
B. Labor Market regulations				5.68	5.67	5.85	5.85
(i) Hiring regulations and minimum wage				6.70	6.67	6.67	6.67
(ii) Hiring and firing regulations						5.89	5.79
(iii) Centralized collective bargaining						6.56	6.67
(iv) Hours regulations				6.00	6.00	6.00	6.00
(v) Mandated cost of worker dismissal				0.00	0.00	0.00	0.00
(vi) Conscription	10.00	10.00	10.00	10.00	10.00	10.00	10.00
C. Business regulations				5.79	7.06	5.93	6.12
(i) Administrative requirements						4.86	4.38
(ii) Bureaucracy costs							
(iii) Starting a business				5.83	8.64	9.15	9.22
(iv) Extra payments / bribes / favoritism						3.22	2.74
(v) Licensing restrictions				6.00	6.54	6.38	8.21
(vi) Cost of tax compliance				5.53	6.00	6.04	6.04

Singapore

	1980	1990	2000	2005	2010	2012	2013
	Rating (Rank)	Rating (Rank)	Rating (Rank)	Rating (Rank)	Rating (Rank)	Rating (Rank)	Rating (Rank)
Summary Ratings (Rank)	7.42 (6)	8.49 (2)	8.61 (3)	8.86 (2)	8.66 (2)	8.54 (2)	8.52 (2)
	Rating (Data)	Rating (Data)	Rating (Data)	Rating (Data)	Rating (Data)	Rating (Data)	Rating (Data)
Area 1. Size of Government	6.98	8.22	7.97	8.00	8.06	7.92	7.79
A. Government consumption	7.08 (15.93)	6.45 (18.06)	5.65 (20.80)	5.81 (20.24)	5.24 (22.20)	5.94 (19.80)	5.41 (21.60)
B. Transfers and subsidies	9.84 (1.10)	9.43 (2.60)	9.23 (3.32)	9.17 (3.54)	10.00 (0.04)	8.75 (5.08)	8.75 (5.08)
C. Government enterprises and investment	7.00 (24.20)	8.00 (18.60)	8.00 (18.60)	7.00 (21.30)	7.00	7.00	7.00
D. Top marginal tax rate	4.00	9.00	9.00	10.00	10.00	10.00	10.00
(i) Top marginal income tax rate	4.00 (55)	9.00 (33)	9.00 (28)	10.00 (21)	10.00 (20)	10.00 (20)	10.00 (20)
(ii) Top marginal income and payroll tax rate		9.00 (33)	9.00 (28)	10.00 (21)	10.00 (20)	10.00 (20)	10.00 (20)
Area 2. Legal System and Property Rights	8.13	7.25	8.53	8.49	8.38	8.35	8.25
A. Judicial independence			7.35	7.01	7.73	7.79	7.78
B. Impartial courts			7.68	7.97	7.99	7.54	7.12
C. Protection of property rights			7.62	8.90	8.97	8.89	8.73
D. Military interference in rule of law and politics			10.00	8.33	8.33	8.33	8.33
E. Integrity of the legal system			10.00	8.33	8.33	8.33	8.33
F. Legal enforcement of contracts				8.48	7.77	7.77	7.77
G. Regulatory costs of the sale of real property				8.91	8.99	8.94	8.99
H. Reliability of police				9.17	9.03	8.76	8.60
I. Business costs of crime				9.29	8.30	8.75	8.62
Area 3. Sound Money	6.51	9.34	9.46	9.71	8.91	9.03	9.24
A. Money growth	9.76 (1.21)	9.42 (2.90)	9.42 (-2.88)	9.83 (0.85)	7.65 (11.77)	8.43 (7.84)	8.86 (5.68)
B. Standard deviation of inflation	8.57 (3.57)	8.91 (2.73)	8.70 (3.24)	9.11 (2.21)	8.56 (3.59)	8.61 (3.49)	8.56 (3.61)
C. Inflation: most recent year	7.71 (11.47)	9.02 (4.92)	9.73 (1.36)	9.91 (0.43)	9.44 (2.80)	9.09 (4.53)	9.52 (2.39)
D. Freedom to own foreign currency bank accounts	0.00	10.00	10.00	10.00	10.00	10.00	10.00
Area 4. Freedom to Trade Internationally	9.28	9.90	9.15	9.37	9.39	8.86	8.84
A. Tariffs	9.84	9.70	9.95	9.99	10.00	8.42	8.35
(i) Revenue from trade taxes (% of trade sector)	9.73 (0.40)	9.91 (0.14)	9.93 (0.11)	10.00 (0.00)	10.00 (0.00)	10.00 (0.00)	10.00 (0.00)
(ii) Mean tariff rate	9.94 (0.30)	9.92 (0.40)	9.93 (0.11)	9.98 (0.10)	10.00 (0.00)	9.96 (0.20)	9.96 (0.20)
(iii) Standard deviation of tariff rates		9.28 (1.80)	10.00 (0.00)	10.00 (0.00)	10.00 (0.00)	5.31 (11.73)	5.08 (12.30)
B. Regulatory trade barriers			9.39	9.08	9.00	8.51	8.44
(i) Non-tariff trade barriers			8.79	8.60	8.50	7.61	7.48
(ii) Compliance costs of importing and exporting			10.00	9.56	9.50	9.41	9.41
C. Black-market exchange rates	10.00	10.00	10.00	10.00	10.00	10.00	10.00
D. Controls of the movement of capital and people	8.00	10.00	7.25	8.40	8.58	8.52	8.55
(i) Foreign ownership / investment restrictions			9.12	9.06	8.82	8.63	8.73
(ii) Capital controls	8.00	10.00	5.38	6.15	6.92	6.92	6.92
(iii) Freedom of foreigners to visit				10.00	10.00	10.00	10.00
Area 5. Regulation	6.18	7.74	7.92	8.73	8.56	8.52	8.48
A. Credit Market regulations	9.64	10.00	10.00	10.00	10.00	10.00	10.00
(i) Ownership of banks	10.00	10.00	10.00	10.00	10.00	10.00	10.00
(ii) Private sector credit	8.91	10.00	10.00	10.00	10.00	10.00	10.00
(iii) Interest rate controls (negative real interest rates)	10.00	10.00	10.00	10.00	10.00	10.00	10.00
B. Labor Market regulations		5.48	5.52	7.65	7.72	7.66	7.60
(i) Hiring regulations and minimum wage			4.56	10.00	10.00	10.00	10.00
(ii) Hiring and firing regulations		8.50	7.17	8.15	8.03	7.63	7.34
(iii) Centralized collective bargaining	7.93	7.93	8.37	8.15	8.30	8.32	8.28
(iv) Hours regulations			7.52	10.00	10.00	10.00	10.00
(v) Mandated cost of worker dismissal				9.63	10.00	10.00	10.00
(vi) Conscription	0.00	0.00	0.00	0.00	0.00	0.00	0.00
C. Business regulations			8.22	8.54	7.96	7.90	7.83
(i) Administrative requirements			7.68	6.79	7.60	7.37	7.00
(ii) Bureaucracy costs			8.05	6.42	2.15	2.15	2.15
(iii) Starting a business			8.02	9.80	9.90	9.91	9.91
(iv) Extra payments / bribes / favoritism			9.15	9.58	9.09	8.92	8.86
(v) Licensing restrictions				9.22	9.97	9.97	10.00
(vi) Cost of tax compliance				9.45	9.06	9.08	9.08

Slovak Republic

	1980	1990	2000	2005	2010	2012	2013
	Rating (Rank)	Rating (Rank)	Rating (Rank)	Rating (Rank)	Rating (Rank)	Rating (Rank)	Rating (Rank)
Summary Ratings (Rank)			6.20 (78)	7.63 (22)	7.42 (35)	7.33 (42)	7.29 (47)
	Rating (Data)	Rating (Data)	Rating (Data)	Rating (Data)	Rating (Data)	Rating (Data)	Rating (Data)
Area 1. Size of Government			2.98	6.48	6.29	6.42	6.11
A. Government consumption		3.27 (28.89)	4.04 (26.26)	4.59 (24.38)	4.38 (25.11)	4.89 (23.36)	4.65 (24.20)
B. Transfers and subsidies			3.88 (22.95)	4.82 (19.50)	4.29 (21.46)	4.30 (21.41)	4.30 (21.41)
C. Government enterprises and investment			10.00 (13.38)	10.00 (12.14)	10.00 (14.98)	10.00 (13.56)	10.00 (14.01)
D. Top marginal tax rate			4.00	6.50	6.50	6.50	5.50
(i) Top marginal income tax rate			4.00 (42)	10.00 (19)	10.00 (19)	10.00 (19)	9.00 (25)
(ii) Top marginal income and payroll tax rate			4.00 (44)	3.00 (48)	3.00 (48)	3.00 (50)	2.00 (54)
Area 2. Legal System and Property Rights			6.30	6.63	5.78	5.63	5.57
A. Judicial independence			5.01	4.30	2.77	2.23	2.10
B. Impartial courts			5.18	4.37	2.13	2.21	2.20
C. Protection of property rights			4.67	6.67	5.09	4.89	4.74
D. Military interference in rule of law and politics			10.00	10.00	10.00	10.00	10.00
E. Integrity of the legal system			6.67	6.67	6.67	6.67	6.67
F. Legal enforcement of contracts				4.64	4.38	4.53	4.53
G. Regulatory costs of the sale of real property				9.65	9.68	9.69	9.69
H. Reliability of police				5.77	4.67	4.35	4.27
I. Business costs of crime				7.62	6.64	6.10	5.91
Area 3. Sound Money		8.81	7.90	9.15	9.81	9.57	9.79
A. Money growth			9.81 (-0.94)	7.67 (11.66)	9.95 (-0.25)	9.82 (0.90)	9.69 (1.54)
B. Standard deviation of inflation		8.99 (2.52)	9.20 (2.01)	9.46 (1.34)	9.48 (1.29)	9.56 (1.09)	9.74 (0.64)
C. Inflation: most recent year		8.63 (6.86)	7.59 (12.04)	9.46 (2.71)	9.81 (0.96)	8.92 (5.41)	9.72 (1.40)
D. Freedom to own foreign currency bank accounts			5.00	10.00	10.00	10.00	10.00
Area 4. Freedom to Trade Internationally			7.92	8.15	8.06	7.87	7.81
A. Tariffs			9.07	8.39	8.34	8.21	8.25
(i) Revenue from trade taxes (% of trade sector)			9.34 (0.99)	9.59 (0.62)	9.63 (0.55)	9.63 (0.55)	9.64 (0.54)
(ii) Mean tariff rate			9.34 (0.99)	9.46 (2.70)	8.98 (5.10)	8.90 (5.50)	8.90 (5.50)
(iii) Standard deviation of tariff rates				6.13 (9.67)	6.41 (8.98)	6.11 (9.74)	6.22 (9.46)
B. Regulatory trade barriers			7.17	7.35	7.34	6.87	6.89
(i) Non-tariff trade barriers			6.67	7.94	7.01	6.00	5.96
(ii) Compliance costs of importing and exporting			7.66	6.76	7.68	7.74	7.82
C. Black-market exchange rates			10.00	10.00	10.00	10.00	10.00
D. Controls of the movement of capital and people			5.46	6.85	6.55	6.39	6.11
(i) Foreign ownership / investment restrictions			7.83	8.77	7.86	7.36	7.08
(ii) Capital controls			3.08	5.38	5.38	5.38	5.38
(iii) Freedom of foreigners to visit				6.40	6.42	6.42	5.87
Area 5. Regulation			5.91	7.77	7.17	7.16	7.17
A. Credit Market regulations			7.70	9.62	8.88	8.97	9.18
(i) Ownership of banks			5.00	10.00	10.00	10.00	10.00
(ii) Private sector credit			8.10	8.87	6.64	7.92	8.55
(iii) Interest rate controls (negative real interest rates)			10.00	10.00	10.00	9.00	9.00
B. Labor Market regulations			4.54	7.53	7.15	7.15	6.93
(i) Hiring regulations and minimum wage			4.17	8.30	6.67	6.67	6.67
(ii) Hiring and firing regulations		4.92	3.00	6.83	3.71	3.70	3.14
(iii) Centralized collective bargaining			7.67	8.28	6.79	6.79	6.04
(iv) Hours regulations			4.84	8.00	8.00	8.00	8.00
(v) Mandated cost of worker dismissal				8.79	7.76	7.76	7.76
(vi) Conscription			3.00	5.00	10.00	10.00	10.00
C. Business regulations			5.49	6.15	5.47	5.37	5.40
(i) Administrative requirements			8.00	3.49	2.76	2.44	2.39
(ii) Bureaucracy costs			4.50	5.21	2.87	2.87	2.87
(iii) Starting a business			3.00	9.02	9.34	9.33	9.55
(iv) Extra payments / bribes / favoritism			6.47	6.61	4.22	3.64	3.66
(v) Licensing restrictions				6.21	6.24	6.24	6.25
(vi) Cost of tax compliance				6.36	7.41	7.68	7.68

Slovenia

	1980	1990	2000	2005	2010	2012	2013
	Rating (Rank)	Rating (Rank)	Rating (Rank)	Rating (Rank)	Rating (Rank)	Rating (Rank)	Rating (Rank)
Summary Ratings (Rank)			6.72 (58)	6.95 (67)	6.56 (96)	6.57 (105)	6.44 (111)
	Rating (Data)	Rating (Data)	Rating (Data)	Rating (Data)	Rating (Data)	Rating (Data)	Rating (Data)
Area 1. Size of Government			4.92	4.91	4.29	4.61	4.44
A. Government consumption		4.15 (25.90)	3.67 (27.51)	4.04 (26.27)	3.81 (27.06)	3.90 (26.73)	3.74 (27.30)
B. Transfers and subsidies			4.02 (22.44)	4.08 (22.22)	3.85 (23.08)	4.03 (22.41)	4.03 (22.41)
C. Government enterprises and investment			10.00 (4.60)	10.00 (8.70)	7.00 (22.05)	8.00 (18.06)	8.00 (18.06)
D. Top marginal tax rate			2.00	1.50	2.50	2.50	2.00
(i) Top marginal income tax rate			4.00 (50)	3.00 (50)	4.00 (41)	4.00 (41)	4.00 (50)
(ii) Top marginal income and payroll tax rate			0.00 (70)	0.00 (70)	1.00 (60)	1.00 (60)	0.00 (66)
Area 2. Legal System and Property Rights			7.29	6.09	6.20	6.12	5.99
A. Judicial independence				5.87	4.63	4.28	3.92
B. Impartial courts			7.14	5.27	3.30	2.62	2.38
C. Protection of property rights			5.37	6.48	5.68	5.42	5.30
D. Military interference in rule of law and politics			8.33	8.33	9.17	9.17	9.17
E. Integrity of the legal system			8.33	7.50	7.50	7.50	7.50
F. Legal enforcement of contracts				3.87	4.23	4.23	4.23
G. Regulatory costs of the sale of real property				4.34	7.26	7.27	7.27
H. Reliability of police				5.74	5.64	6.60	6.55
I. Business costs of crime				7.42	8.43	7.97	7.57
Area 3. Sound Money			7.49	8.79	8.30	8.25	8.40
A. Money growth			7.62 (11.91)	6.88 (15.58)	9.41 (2.96)	9.28 (3.60)	9.43 (2.87)
B. Standard deviation of inflation			9.12 (2.19)	8.78 (3.04)	9.16 (2.11)	9.23 (1.92)	9.54 (1.15)
C. Inflation: most recent year			8.22 (8.88)	9.50 (2.48)	9.63 (1.84)	9.48 (2.60)	9.65 (1.76)
D. Freedom to own foreign currency bank accounts		5.00	5.00	10.00	5.00	5.00	5.00
Area 4. Freedom to Trade Internationally			7.69	7.92	7.62	7.36	7.32
A. Tariffs			8.05	8.48	8.34	8.21	8.25
(i) Revenue from trade taxes (% of trade sector)			9.48 (0.78)	9.84 (0.24)	9.63 (0.55)	9.63 (0.55)	9.64 (0.54)
(ii) Mean tariff rate			9.48 (0.78)	9.46 (2.70)	8.98 (5.10)	8.90 (5.50)	8.90 (5.50)
(iii) Standard deviation of tariff rates			7.04 (7.40)	6.13 (9.67)	6.41 (8.98)	6.11 (9.74)	6.22 (9.46)
B. Regulatory trade barriers			7.38	7.23	7.29	6.93	6.94
(i) Non-tariff trade barriers			7.38	7.29	6.69	5.91	5.94
(ii) Compliance costs of importing and exporting				7.18	7.89	7.95	7.95
C. Black-market exchange rates		0.00	10.00	10.00	10.00	10.00	10.00
D. Controls of the movement of capital and people	0.00	0.00	5.30	5.95	4.84	4.31	4.10
(i) Foreign ownership / investment restrictions			6.76	5.30	4.27	3.45	3.34
(ii) Capital controls	0.00	0.00	3.85	6.15	3.85	3.08	3.08
(iii) Freedom of foreigners to visit				6.40	6.42	6.42	5.87
Area 5. Regulation			6.19	7.06	6.38	6.49	6.05
A. Credit Market regulations			8.19	9.15	7.55	7.81	6.33
(i) Ownership of banks			5.00	8.00	5.00	5.00	5.00
(ii) Private sector credit			9.58	9.46	7.66	8.44	4.00
(iii) Interest rate controls (negative real interest rates)			10.00	10.00	10.00	10.00	10.00
B. Labor Market regulations			3.60	5.56	5.55	5.66	5.94
(i) Hiring regulations and minimum wage			4.02	3.90	2.23	2.23	2.23
(ii) Hiring and firing regulations			2.32	2.92	2.21	2.28	2.40
(iii) Centralized collective bargaining			5.05	5.55	4.74	5.30	4.91
(iv) Hours regulations				4.70	6.00	6.00	8.00
(v) Mandated cost of worker dismissal				6.29	8.13	8.13	8.13
(vi) Conscription			3.00	10.00	10.00	10.00	10.00
C. Business regulations			6.77	6.47	6.03	5.99	5.88
(i) Administrative requirements			6.95	3.18	3.33	2.72	2.55
(ii) Bureaucracy costs			7.80	5.38	2.86	2.86	2.86
(iii) Starting a business			5.73	7.80	9.66	9.66	9.66
(iv) Extra payments / bribes / favoritism			6.58	8.27	5.72	5.81	5.65
(v) Licensing restrictions				7.12	7.56	7.83	7.45
(vi) Cost of tax compliance				7.09	7.09	7.09	7.09

South Africa

	1980	1990	2000	2005	2010	2012	2013
	Rating (Rank)	Rating (Rank)	Rating (Rank)	Rating (Rank)	Rating (Rank)	Rating (Rank)	Rating (Rank)
Summary Ratings (Rank)	5.84 (32)	5.56 (55)	7.08 (42)	6.87 (71)	6.73 (86)	6.77 (89)	6.74 (96)
	Rating (Data)	Rating (Data)	Rating (Data)	Rating (Data)	Rating (Data)	Rating (Data)	Rating (Data)
Area 1. Size of Government	5.97	6.32	6.45	5.99	5.60	5.54	5.53
A. Government consumption	5.61 (20.94)	4.46 (24.83)	5.17 (22.42)	4.76 (23.83)	4.26 (25.50)	4.47 (24.80)	4.41 (25.00)
B. Transfers and subsidies	9.26 (3.20)	8.83 (4.80)	8.62 (5.55)	8.69 (5.31)	8.62 (5.57)	8.21 (7.09)	8.21 (7.09)
C. Government enterprises and investment	7.00 (24.60)	7.00 (20.30)	8.00 (17.80)	6.00 (25.60)	4.00 (35.50)	4.00 (35.50)	4.00 (34.90)
D. Top marginal tax rate	2.00	5.00	4.00	4.50	5.50	5.50	5.50
(i) Top marginal income tax rate	2.00 (60)	5.00 (45)	4.00 (45)	5.00 (40)	6.00 (40)	6.00 (40)	6.00 (40)
(ii) Top marginal income and payroll tax rate		5.00 (45)	4.00 (45)	4.00 (41)	5.00 (41)	5.00 (41)	5.00 (41)
Area 2. Legal System and Property Rights	6.18	2.93	6.54	5.87	5.70	5.92	5.81
A. Judicial independence			7.18	7.63	6.62	7.47	7.40
B. Impartial courts			8.02	7.62	6.46	6.82	6.76
C. Protection of property rights			5.82	7.97	7.15	7.71	7.67
D. Military interference in rule of law and politics			8.33	8.33	8.33	8.33	8.33
E. Integrity of the legal system			3.33	4.17	4.17	4.17	3.33
F. Legal enforcement of contracts				3.93	3.93	3.93	3.93
G. Regulatory costs of the sale of real property				6.64	7.72	7.56	7.53
H. Reliability of police				3.88	4.38	4.59	4.39
I. Business costs of crime				2.70	2.52	2.75	2.92
Area 3. Sound Money	5.29	5.81	7.85	7.98	8.18	8.10	8.17
A. Money growth	7.86 (10.69)	6.75 (16.24)	7.87 (10.66)	8.60 (6.98)	9.22 (3.90)	9.26 (3.69)	8.83 (5.85)
B. Standard deviation of inflation	8.12 (4.71)	9.49 (1.27)	9.60 (0.99)	9.01 (2.48)	9.37 (1.57)	9.23 (1.94)	9.52 (1.20)
C. Inflation: most recent year	5.18 (24.12)	6.98 (15.09)	8.93 (5.34)	9.32 (3.40)	9.15 (4.27)	8.92 (5.41)	9.34 (3.31)
D. Freedom to own foreign currency bank accounts	0.00	0.00	5.00	5.00	5.00	5.00	5.00
Area 4. Freedom to Trade Internationally	6.49	6.22	7.35	7.04	6.97	7.20	7.03
A. Tariffs	8.66	7.27	7.74	6.84	6.84	6.93	6.95
(i) Revenue from trade taxes (% of trade sector)	9.20 (1.20)	8.53 (2.20)	9.01 (1.48)	8.59 (2.11)	8.79 (1.82)	8.66 (2.01)	8.66 (2.01)
(ii) Mean tariff rate	8.12 (9.40)	7.80 (11.00)	9.01 (1.48)	8.30 (8.50)	8.46 (7.70)	8.48 (7.60)	8.48 (7.60)
(iii) Standard deviation of tariff rates		5.48 (11.30)	5.92 (10.20)	3.63 (15.92)	3.29 (16.79)	3.65 (15.88)	3.71 (15.73)
B. Regulatory trade barriers			7.56	6.07	5.89	6.83	6.88
(i) Non-tariff trade barriers			6.62	6.67	6.13	6.16	6.25
(ii) Compliance costs of importing and exporting			8.50	5.46	5.65	7.51	7.51
C. Black-market exchange rates	8.80	9.40	10.00	10.00	10.00	10.00	10.00
D. Controls of the movement of capital and people	2.00	2.00	4.12	5.25	5.16	5.05	4.31
(i) Foreign ownership / investment restrictions			7.46	6.97	6.73	6.42	5.87
(ii) Capital controls	2.00	2.00	0.77	0.77	0.77	0.77	0.77
(iii) Freedom of foreigners to visit				8.00	7.97	7.97	6.29
Area 5. Regulation	5.30	6.50	7.20	7.47	7.20	7.10	7.15
A. Credit Market regulations	7.48	9.07	9.61	9.96	9.27	9.02	8.95
(i) Ownership of banks	10.00	10.00	10.00	10.00	10.00	10.00	10.00
(ii) Private sector credit	8.43	9.22	8.82	9.88	7.80	7.05	6.84
(iii) Interest rate controls (negative real interest rates)	4.00	8.00	10.00	10.00	10.00	10.00	10.00
B. Labor Market regulations		3.92	5.47	6.06	6.09	5.85	6.07
(i) Hiring regulations and minimum wage			4.61	4.40	4.43	4.43	5.57
(ii) Hiring and firing regulations		5.55	2.05	2.36	2.46	1.55	1.80
(iii) Centralized collective bargaining		6.21	4.52	3.84	3.39	2.84	2.79
(iv) Hours regulations			6.18	8.00	8.00	8.00	8.00
(v) Mandated cost of worker dismissal				7.78	8.27	8.27	8.27
(vi) Conscription	0.00	0.00	10.00	10.00	10.00	10.00	10.00
C. Business regulations			6.53	6.38	6.23	6.43	6.44
(i) Administrative requirements			6.92	3.29	2.88	3.20	3.05
(ii) Bureaucracy costs			6.53	4.55	3.11	3.11	3.11
(iii) Starting a business			5.88	8.81	9.39	9.39	9.39
(iv) Extra payments / bribes / favoritism			6.77	7.54	5.46	5.48	5.32
(v) Licensing restrictions				8.02	8.81	9.63	10.00
(vi) Cost of tax compliance				6.08	7.76	7.76	7.76

Spain

	1980	1990	2000	2005	2010	2012	2013
	Rating (Rank)	Rating (Rank)	Rating (Rank)	Rating (Rank)	Rating (Rank)	Rating (Rank)	Rating (Rank)
Summary Ratings (Rank)	6.16 (26)	6.56 (32)	7.54 (27)	7.62 (23)	7.28 (50)	7.30 (47)	7.27 (49)
	Rating (Data)	Rating (Data)	Rating (Data)	Rating (Data)	Rating (Data)	Rating (Data)	Rating (Data)
Area 1. Size of Government	5.18	4.67	4.75	6.57	5.40	5.68	5.70
A. Government consumption	6.93 (16.45)	5.89 (19.98)	5.22 (22.25)	4.79 (23.73)	4.05 (26.24)	4.29 (25.40)	4.38 (25.10)
B. Transfers and subsidies	6.78 (12.30)	5.78 (16.00)	5.76 (16.05)	6.00 (15.18)	4.56 (20.46)	4.42 (20.96)	4.42 (20.96)
C. Government enterprises and investment	6.00 (27.10)	4.00 (33.50)	10.00 (14.04)	10.00 (13.97)	7.00 (20.36)	10.00 (12.04)	10.00 (11.36)
D. Top marginal tax rate	1.00	3.00	4.00	5.50	6.00	4.00	4.00
(i) Top marginal income tax rate	1.00 (66)	3.00 (56)	4.00 (48)	6.00 (35-45)	6.00 (35-43)	4.00 (52)	4.00 (52)
(ii) Top marginal income and payroll tax rate		3.00 (56)	4.00 (48)	5.00 (45)	6.00 (35-43)	4.00 (52)	4.00 (52)
Area 2. Legal System and Property Rights	6.35	7.16	7.54	6.73	6.76	6.70	6.44
A. Judicial independence			7.52	4.49	4.86	4.46	3.67
B. Impartial courts			8.02	5.26	4.43	4.33	3.84
C. Protection of property rights			7.15	7.69	6.49	6.18	5.54
D. Military interference in rule of law and politics			8.33	8.33	8.33	8.33	8.33
E. Integrity of the legal system			6.67	8.33	8.33	8.33	8.33
F. Legal enforcement of contracts				5.54	5.54	5.50	5.50
G. Regulatory costs of the sale of real property				7.31	7.42	7.43	7.77
H. Reliability of police				7.47	8.06	8.25	8.01
I. Business costs of crime				6.11	7.41	7.48	6.96
Area 3. Sound Money	6.07	6.36	9.44	9.58	9.67	9.74	9.86
A. Money growth	8.36 (8.21)	7.70 (11.50)	8.66 (6.70)	9.02 (4.88)	9.65 (1.73)	9.95 (0.24)	9.91 (-0.45)
B. Standard deviation of inflation	8.60 (3.49)	9.22 (1.95)	9.77 (0.57)	9.95 (0.12)	9.38 (1.54)	9.52 (1.21)	9.82 (0.44)
C. Inflation: most recent year	7.33 (13.35)	8.54 (7.31)	9.31 (3.43)	9.33 (3.37)	9.64 (1.80)	9.51 (2.45)	9.72 (1.41)
D. Freedom to own foreign currency bank accounts	0.00	0.00	10.00	10.00	10.00	10.00	10.00
Area 4. Freedom to Trade Internationally	7.74	8.60	8.98	7.94	7.87	7.72	7.61
A. Tariffs	8.22	8.21	9.18	8.39	8.34	8.21	8.25
(i) Revenue from trade taxes (% of trade sector)	8.20 (2.70)	9.00 (1.50)	9.78 (0.33)	9.59 (0.62)	9.63 (0.55)	9.63 (0.55)	9.64 (0.54)
(ii) Mean tariff rate	8.24 (8.80)	8.52 (7.40)	9.78 (0.33)	9.46 (2.70)	8.98 (5.10)	8.90 (5.50)	8.90 (5.50)
(iii) Standard deviation of tariff rates		7.12 (7.20)	8.24 (4.40)	6.13 (9.67)	6.41 (8.98)	6.11 (9.74)	6.22 (9.46)
B. Regulatory trade barriers			8.73	7.76	7.81	7.46	7.22
(i) Non-tariff trade barriers			7.62	6.73	6.83	6.16	5.68
(ii) Compliance costs of importing and exporting			9.83	8.79	8.79	8.76	8.76
C. Black-market exchange rates	10.00	9.60	10.00	10.00	10.00	10.00	10.00
D. Controls of the movement of capital and people	5.00	8.00	8.02	5.62	5.32	5.20	4.97
(i) Foreign ownership / investment restrictions			9.11	7.39	6.47	6.11	5.96
(ii) Capital controls	5.00	8.00	6.92	3.08	3.08	3.08	3.08
(iii) Freedom of foreigners to visit				6.40	6.42	6.42	5.87
Area 5. Regulation	5.46	5.99	7.00	7.30	6.67	6.64	6.73
A. Credit Market regulations	7.37	8.27	9.92	10.00	9.16	8.57	8.73
(i) Ownership of banks	8.00	8.00	10.00	10.00	10.00	10.00	10.00
(ii) Private sector credit	8.11	6.82	9.77	10.00	7.49	5.70	6.20
(iii) Interest rate controls (negative real interest rates)	6.00	10.00	10.00	10.00	10.00	10.00	10.00
B. Labor Market regulations	3.55	3.71	3.92	5.33	4.70	5.33	5.41
(i) Hiring regulations and minimum wage			3.06	2.20	2.23	2.23	2.23
(ii) Hiring and firing regulations		2.62	3.67	2.82	2.61	3.78	3.84
(iii) Centralized collective bargaining	5.18	5.18	4.85	6.13	4.29	4.92	5.33
(iv) Hours regulations	4.49	4.05	5.01	6.00	4.00	6.00	6.00
(v) Mandated cost of worker dismissal				4.81	5.07	5.07	5.07
(vi) Conscription	1.00	3.00	3.00	10.00	10.00	10.00	10.00
C. Business regulations			7.15	6.58	6.16	6.02	6.05
(i) Administrative requirements			7.40	3.23	2.95	3.02	3.02
(ii) Bureaucracy costs			7.90	6.30	3.09	3.09	3.09
(iii) Starting a business			5.67	8.28	9.01	9.17	9.49
(iv) Extra payments / bribes / favoritism			7.63	8.02	6.14	5.86	5.38
(v) Licensing restrictions				6.99	7.86	6.85	7.17
(vi) Cost of tax compliance				6.66	7.90	8.13	8.13

Sri Lanka

	1980	1990	2000	2005	2010	2012	2013
	Rating (Rank)	Rating (Rank)	Rating (Rank)	Rating (Rank)	Rating (Rank)	Rating (Rank)	Rating (Rank)
Summary Ratings (Rank)	4.54 (73)	4.76 (88)	6.16 (81)	6.44 (89)	6.49 (105)	6.64 (97)	6.57 (105)
	Rating (Data)	Rating (Data)	Rating (Data)	Rating (Data)	Rating (Data)	Rating (Data)	Rating (Data)
Area 1. Size of Government	4.20	6.97	7.02	8.09	7.08	7.95	7.93
A. Government consumption	8.93 (9.62)	8.41 (11.39)	8.04 (12.68)	8.84 (9.96)	6.13 (19.15)	7.00 (16.20)	6.94 (16.40)
B. Transfers and subsidies	7.85 (8.40)	8.50 (6.00)	9.03 (4.05)	8.53 (5.90)	9.18 (3.50)	9.29 (3.11)	9.29 (3.11)
C. Government enterprises and investment	0.00 (53.50)	4.00 (39.20)	4.00 (39.20)	8.00 (16.46)	7.00 (22.30)	7.00 (22.59)	7.00 (23.20)
D. Top marginal tax rate	0.00		7.00	7.00	6.00	8.50	8.50
(i) Top marginal income tax rate	0.00 (60)		7.00 (35)	7.00 (35)	7.00 (35)	9.00 (24)	9.00 (24)
(ii) Top marginal income and payroll tax rate			7.00 (35)	7.00 (35)	5.00 (38)	8.00 (26)	8.00 (26)
Area 2. Legal System and Property Rights	3.98	2.31	4.21	4.66	5.25	5.15	4.89
A. Judicial independence				4.16	5.51	4.89	4.39
B. Impartial courts			5.01	4.38	5.68	5.45	4.89
C. Protection of property rights			3.50	6.02	5.77	5.62	5.51
D. Military interference in rule of law and politics			3.33	3.33	3.33	3.33	3.33
E. Integrity of the legal system			5.00	5.00	4.17	4.17	4.17
F. Legal enforcement of contracts				3.61	3.61	3.61	3.61
G. Regulatory costs of the sale of real property				6.75	6.75	7.34	7.36
H. Reliability of police				3.82	5.10	4.91	4.42
I. Business costs of crime				4.83	7.33	6.99	6.31
Area 3. Sound Money	5.47	5.50	6.74	6.13	6.55	6.49	6.96
A. Money growth	7.31 (13.43)	8.03 (9.85)	9.22 (3.92)	8.12 (9.42)	9.17 (4.16)	9.14 (4.31)	9.71 (1.44)
B. Standard deviation of inflation	8.57 (3.57)	8.01 (4.97)	8.99 (2.52)	8.75 (3.13)	8.21 (4.47)	8.34 (4.15)	9.51 (1.21)
C. Inflation: most recent year	6.00 (19.98)	5.94 (20.29)	8.76 (6.18)	7.67 (11.64)	8.81 (5.94)	8.49 (7.54)	8.62 (6.91)
D. Freedom to own foreign currency bank accounts	0.00	0.00	0.00	0.00	0.00	0.00	0.00
Area 4. Freedom to Trade Internationally	3.39	2.71	6.35	6.96	6.91	6.89	6.25
A. Tariffs	1.97	2.92	7.62	6.85	6.48	6.26	6.20
(i) Revenue from trade taxes (% of trade sector)	2.20 (11.70)	4.13 (8.80)	8.57 (2.15)	7.92 (3.12)	7.07 (4.40)	6.79 (4.82)	6.79 (4.82)
(ii) Mean tariff rate	1.74 (41.30)	4.62 (26.90)	8.57 (2.15)	7.74 (11.30)	7.88 (10.60)	8.02 (9.90)	8.02 (9.90)
(iii) Standard deviation of tariff rates		0.00 (25.50)	6.28 (9.30)	4.89 (12.77)	4.49 (13.78)	3.98 (15.05)	3.78 (15.54)
B. Regulatory trade barriers			4.75	5.84	6.15	6.21	6.56
(i) Non-tariff trade barriers			4.75	5.23	5.08	5.00	5.11
(ii) Compliance costs of importing and exporting				6.44	7.22	7.43	8.01
C. Black-market exchange rates	8.20	5.20	10.00	10.00	10.00	10.00	10.00
D. Controls of the movement of capital and people	0.00	0.00	3.02	5.17	5.02	5.10	2.24
(i) Foreign ownership / investment restrictions			6.04	7.00	6.54	6.78	6.71
(ii) Capital controls	0.00	0.00	0.00	0.00	0.00	0.00	0.00
(iii) Freedom of foreigners to visit				8.50	8.52	8.52	0.00
Area 5. Regulation	5.67	6.30	6.48	6.33	6.68	6.72	6.81
A. Credit Market regulations	5.13	6.82	7.03	7.37	7.37	7.47	7.65
(i) Ownership of banks	5.00	5.00	5.00	5.00	5.00	5.00	5.00
(ii) Private sector credit	6.39	7.46	6.10	7.11	7.12	7.42	7.95
(iii) Interest rate controls (negative real interest rates)	4.00	8.00	10.00	10.00	10.00	10.00	10.00
B. Labor Market regulations			5.87	6.60	6.44	6.36	6.44
(i) Hiring regulations and minimum wage			4.06	10.00	10.00	10.00	10.00
(ii) Hiring and firing regulations			2.88	3.40	3.87	3.23	3.31
(iii) Centralized collective bargaining			6.53	6.22	6.78	6.94	7.31
(iv) Hours regulations				10.00	8.00	8.00	8.00
(v) Mandated cost of worker dismissal				0.00	0.00	0.00	0.00
(vi) Conscription	10.00	10.00	10.00	10.00	10.00	10.00	10.00
C. Business regulations			6.55	5.02	6.23	6.33	6.35
(i) Administrative requirements			7.27	2.84	4.53	4.08	3.80
(ii) Bureaucracy costs			7.15	3.66	4.57	4.57	4.57
(iii) Starting a business			6.48	8.30	8.83	9.53	9.43
(iv) Extra payments / bribes / favoritism			5.30	4.74	5.02	4.33	4.02
(v) Licensing restrictions				3.46	7.31	7.85	8.16
(vi) Cost of tax compliance				7.13	7.13	7.65	8.13

Suriname

	1980	1990	2000	2005	2010	2012	2013
	Rating (Rank)	Rating (Rank)	Rating (Rank)	Rating (Rank)	Rating (Rank)	Rating (Rank)	Rating (Rank)
Summary Ratings (Rank)					6.78 (83)	6.82 (86)	6.77 (95)
	Rating (Data)	Rating (Data)	Rating (Data)	Rating (Data)	Rating (Data)	Rating (Data)	Rating (Data)
Area 1. Size of Government					7.07	6.45	6.22
A. Government consumption					5.21 (22.30)	5.06 (22.79)	4.11 (26.02)
B. Transfers and subsidies					8.99 (4.21)	8.76 (5.07)	8.76 (5.07)
C. Government enterprises and investment					7.00 (21.14)	7.00 (21.14)	7.00 (21.14)
D. Top marginal tax rate						5.00	5.00
(i) Top marginal income tax rate						5.00 (38)	5.00 (38)
(ii) Top marginal income and payroll tax rate							5.00 (40)
Area 2. Legal System and Property Rights					4.34	4.65	4.36
A. Judicial independence					5.59	5.01	4.75
B. Impartial courts					2.79	3.53	3.20
C. Protection of property rights					4.42	4.31	3.76
D. Military interference in rule of law and politics					5.00	6.50	5.00
E. Integrity of the legal system					5.00		5.00
F. Legal enforcement of contracts					2.75	2.75	2.75
G. Regulatory costs of the sale of real property					1.74	3.47	3.49
H. Reliability of police					6.18	6.19	5.75
I. Business costs of crime					5.64	5.44	5.51
Area 3. Sound Money					8.82	9.17	9.46
A. Money growth					9.13 (-4.33)	9.94 (0.30)	9.80 (1.00)
B. Standard deviation of inflation					7.53 (6.17)	7.75 (5.63)	8.45 (3.87)
C. Inflation: most recent year					8.61 (6.94)	9.00 (5.01)	9.61 (1.96)
D. Freedom to own foreign currency bank accounts					10.00	10.00	10.00
Area 4. Freedom to Trade Internationally					6.60	6.67	6.60
A. Tariffs					7.47	7.50	7.48
(i) Revenue from trade taxes (% of trade sector)					8.37 (2.45)	8.39 (2.42)	8.39 (2.42)
(ii) Mean tariff rate					7.92 (10.40)	7.94 (10.30)	7.92 (10.40)
(iii) Standard deviation of tariff rates					6.13 (9.67)	6.17 (9.58)	6.13 (9.67)
B. Regulatory trade barriers					6.51	6.75	6.85
(i) Non-tariff trade barriers					6.51	6.37	6.56
(ii) Compliance costs of importing and exporting					6.51	7.13	7.13
C. Black-market exchange rates					10.00	10.00	10.00
D. Controls of the movement of capital and people					2.40	2.43	2.05
(i) Foreign ownership / investment restrictions					4.88	4.97	4.65
(ii) Capital controls					0.00	0.00	0.00
(iii) Freedom of foreigners to visit					2.32	2.32	1.51
Area 5. Regulation					7.07	7.16	7.23
A. Credit Market regulations					8.05	7.99	7.99
(i) Ownership of banks					5.00	5.00	5.00
(ii) Private sector credit					9.14	8.97	8.97
(iii) Interest rate controls (negative real interest rates)					10.00	10.00	10.00
B. Labor Market regulations					7.85	7.76	7.82
(i) Hiring regulations and minimum wage					10.00	10.00	10.00
(ii) Hiring and firing regulations					3.18	2.98	3.28
(iii) Centralized collective bargaining					6.93	6.57	6.66
(iv) Hours regulations					10.00	10.00	10.00
(v) Mandated cost of worker dismissal					7.01	7.01	7.01
(vi) Conscriptation					10.00	10.00	10.00
C. Business regulations					5.30	5.72	5.86
(i) Administrative requirements					2.99	3.64	3.71
(ii) Bureaucracy costs					6.54	6.54	6.54
(iii) Starting a business					5.46	5.53	6.19
(iv) Extra payments / bribes / favoritism					4.19	3.85	3.68
(v) Licensing restrictions					4.87	7.00	7.28
(vi) Cost of tax compliance					7.77	7.77	7.77

Swaziland

	1980	1990	2000	2005	2010	2012	2013
	Rating (Rank)	Rating (Rank)	Rating (Rank)	Rating (Rank)	Rating (Rank)	Rating (Rank)	Rating (Rank)
Summary Ratings (Rank)					6.69 (89)	6.72 (91)	6.79 (93)
	Rating (Data)	Rating (Data)	Rating (Data)	Rating (Data)	Rating (Data)	Rating (Data)	Rating (Data)
Area 1. Size of Government					6.06	6.70	6.11
A. Government consumption					7.41 (14.80)	5.91 (19.90)	5.56 (21.10)
B. Transfers and subsidies					9.83 (1.11)	9.88 (0.96)	9.88 (0.96)
C. Government enterprises and investment					0.00 (58.60)	4.00 (37.50)	2.00 (47.90)
D. Top marginal tax rate					7.00	7.00	7.00
(i) Top marginal income tax rate					7.00 (33)	7.00 (33)	7.00 (33)
(ii) Top marginal income and payroll tax rate					7.00 (33)	7.00 (33)	7.00 (33)
Area 2. Legal System and Property Rights					5.02	4.91	4.97
A. Judicial independence					4.32	4.11	4.12
B. Impartial courts					4.21	4.44	4.44
C. Protection of property rights					5.62	5.29	5.49
D. Military interference in rule of law and politics					6.20	5.20	5.10
E. Integrity of the legal system							
F. Legal enforcement of contracts					1.59	1.59	1.59
G. Regulatory costs of the sale of real property					7.27	7.27	7.27
H. Reliability of police					5.39	5.47	5.95
I. Business costs of crime					5.58	5.90	5.82
Area 3. Sound Money					7.89	7.65	7.87
A. Money growth					9.10 (4.50)	9.00 (4.98)	8.47 (7.65)
B. Standard deviation of inflation					7.59 (6.03)	8.38 (4.05)	9.14 (2.15)
C. Inflation: most recent year					9.86 (0.70)	8.21 (8.94)	8.88 (5.62)
D. Freedom to own foreign currency bank accounts					5.00	5.00	5.00
Area 4. Freedom to Trade Internationally					6.69	6.78	7.02
A. Tariffs					6.77	6.84	6.87
(i) Revenue from trade taxes (% of trade sector)							
(ii) Mean tariff rate					8.46 (7.70)	8.48 (7.60)	8.48 (7.60)
(iii) Standard deviation of tariff rates					5.07 (12.32)	5.20 (12.01)	5.26 (11.86)
B. Regulatory trade barriers					5.88	6.35	6.66
(i) Non-tariff trade barriers					4.80	5.39	6.02
(ii) Compliance costs of importing and exporting					6.97	7.30	7.30
C. Black-market exchange rates					10.00	10.00	10.00
D. Controls of the movement of capital and people					4.09	3.95	4.56
(i) Foreign ownership / investment restrictions					6.08	5.67	5.61
(ii) Capital controls					0.77	0.77	0.77
(iii) Freedom of foreigners to visit					5.42	5.42	7.29
Area 5. Regulation					7.80	7.57	7.96
A. Credit Market regulations					8.99	8.05	9.19
(i) Ownership of banks					8.00	8.00	8.00
(ii) Private sector credit					8.98	6.14	9.57
(iii) Interest rate controls (negative real interest rates)					10.00	10.00	10.00
B. Labor Market regulations					7.73	7.87	7.71
(i) Hiring regulations and minimum wage					10.00	10.00	8.90
(ii) Hiring and firing regulations					3.84	4.03	4.66
(iii) Centralized collective bargaining					5.65	6.28	5.84
(iv) Hours regulations					10.00	10.00	10.00
(v) Mandated cost of worker dismissal					6.89	6.89	6.89
(vi) Conscription					10.00	10.00	10.00
C. Business regulations					6.68	6.79	6.99
(i) Administrative requirements					3.58	3.95	4.28
(ii) Bureaucracy costs					6.17	6.17	6.17
(iii) Starting a business					7.90	8.49	8.79
(iv) Extra payments / bribes / favoritism					4.46	4.18	4.58
(v) Licensing restrictions					9.16	9.17	9.35
(vi) Cost of tax compliance					8.83	8.77	8.77

Sweden

	1980	1990	2000	2005	2010	2012	2013
	Rating (Rank)	Rating (Rank)	Rating (Rank)	Rating (Rank)	Rating (Rank)	Rating (Rank)	Rating (Rank)
Summary Ratings (Rank)	5.66 (39)	6.96 (23)	7.62 (20)	7.50 (33)	7.51 (27)	7.41 (35)	7.33 (42)
	Rating (Data)	Rating (Data)	Rating (Data)	Rating (Data)	Rating (Data)	Rating (Data)	Rating (Data)
Area 1. Size of Government	1.63	2.62	3.17	3.67	3.47	3.40	3.39
A. Government consumption	1.10 (36.25)	1.49 (34.95)	1.68 (34.28)	1.17 (36.03)	1.27 (35.69)	1.26 (35.70)	1.21 (35.90)
B. Transfers and subsidies	3.41 (24.70)	1.99 (29.90)	3.98 (22.59)	4.00 (22.51)	4.60 (20.32)	4.34 (21.27)	4.34 (21.27)
C. Government enterprises and investment	2.00 (41.20)	7.00 (22.80)	8.00 (17.81)	8.00 (18.55)	7.00 (20.28)	7.00 (20.12)	7.00 (20.56)
D. Top marginal tax rate	0.00	0.00	1.00	1.50	1.00	1.00	1.00
(i) Top marginal income tax rate	0.00 (87)	0.00 (61-68)	2.00 (51-58)	3.00 (52-59)	2.00 (52-59)	2.00 (56)	2.00 (56)
(ii) Top marginal income and payroll tax rate		0.00 (79-86)	0.00 (68.4-75.4)	0.00 (66)	0.00 (63-69)	0.00 (67)	0.00 (67)
Area 2. Legal System and Property Rights	6.61	8.35	9.02	8.17	8.38	8.16	7.86
A. Judicial independence			8.68	8.11	9.12	8.59	7.84
B. Impartial courts			8.35	8.72	8.01	7.59	6.75
C. Protection of property rights			8.08	8.71	8.70	8.10	7.82
D. Military interference in rule of law and politics			10.00	9.17	9.17	9.17	9.17
E. Integrity of the legal system			10.00	10.00	10.00	10.00	10.00
F. Legal enforcement of contracts				4.73	4.74	6.20	6.15
G. Regulatory costs of the sale of real property				8.73	8.45	8.06	8.32
H. Reliability of police				7.37	8.86	8.22	7.80
I. Business costs of crime				8.03	8.34	7.53	6.92
Area 3. Sound Money	7.56	8.03	9.84	9.71	9.64	9.72	9.80
A. Money growth	8.18 (9.11)	9.44 (2.78)	9.71 (1.47)	9.25 (3.77)	9.16 (4.19)	9.43 (2.85)	9.39 (3.06)
B. Standard deviation of inflation	9.41 (1.47)	9.44 (1.40)	9.83 (0.44)	9.69 (0.79)	9.65 (0.88)	9.63 (0.93)	9.83 (0.41)
C. Inflation: most recent year	7.66 (11.72)	8.23 (8.84)	9.82 (0.90)	9.91 (0.45)	9.77 (1.16)	9.82 (0.89)	9.99 (-0.04)
D. Freedom to own foreign currency bank accounts	5.00	5.00	10.00	10.00	10.00	10.00	10.00
Area 4. Freedom to Trade Internationally	6.67	9.65	8.89	8.25	8.24	7.87	7.75
A. Tariffs	9.02	8.96	9.18	8.39	8.34	8.21	8.25
(i) Revenue from trade taxes (% of trade sector)	9.53 (0.70)	9.73 (0.40)	9.78 (0.33)	9.59 (0.62)	9.63 (0.55)	9.63 (0.55)	9.64 (0.54)
(ii) Mean tariff rate	8.50 (7.50)	9.06 (4.70)	9.78 (0.33)	9.46 (2.70)	8.98 (5.10)	8.90 (5.50)	8.90 (5.50)
(iii) Standard deviation of tariff rates		8.08 (4.80)	8.24 (4.40)	6.13 (9.67)	6.41 (8.98)	6.11 (9.74)	6.22 (9.46)
B. Regulatory trade barriers			9.15	8.71	8.84	7.78	7.48
(i) Non-tariff trade barriers			8.80	8.30	8.56	6.52	5.93
(ii) Compliance costs of importing and exporting			9.50	9.12	9.12	9.04	9.04
C. Black-market exchange rates	9.00	10.00	10.00	10.00	10.00	10.00	10.00
D. Controls of the movement of capital and people	2.00	10.00	7.22	5.91	5.80	5.50	5.25
(i) Foreign ownership / investment restrictions			9.05	8.24	7.90	7.01	6.80
(ii) Capital controls	2.00	10.00	5.38	3.08	3.08	3.08	3.08
(iii) Freedom of foreigners to visit				6.40	6.42	6.42	5.87
Area 5. Regulation	5.85	6.17	7.17	7.69	7.81	7.91	7.86
A. Credit Market regulations	7.59	8.39	10.00	10.00	9.98	9.96	9.87
(i) Ownership of banks	8.00	8.00	10.00	10.00	10.00	10.00	10.00
(ii) Private sector credit	6.76	7.18	10.00	10.00	9.94	9.88	9.60
(iii) Interest rate controls (negative real interest rates)	8.00	10.00	10.00	10.00	10.00	10.00	10.00
B. Labor Market regulations	4.11	3.95	3.38	5.06	6.43	6.80	6.85
(i) Hiring regulations and minimum wage			4.41	8.30	6.67	6.67	6.67
(ii) Hiring and firing regulations		3.93	2.18	1.92	2.52	3.91	4.11
(iii) Centralized collective bargaining	4.49	4.49	3.78	3.56	3.41	4.22	4.33
(iv) Hours regulations	4.84	4.40	3.51	6.00	6.00	6.00	6.00
(v) Mandated cost of worker dismissal				7.59	10.00	10.00	10.00
(vi) Conscription	3.00	3.00	3.00	3.00	10.00	10.00	10.00
C. Business regulations			8.14	8.02	7.02	6.98	6.86
(i) Administrative requirements			7.27	3.73	4.76	5.25	5.07
(ii) Bureaucracy costs			8.30	8.26	1.28	1.28	1.28
(iii) Starting a business			7.87	9.40	9.47	9.44	9.44
(iv) Extra payments / bribes / favoritism			9.12	9.30	9.12	8.40	7.69
(v) Licensing restrictions				8.82	8.88	8.89	9.02
(vi) Cost of tax compliance				8.63	8.63	8.63	8.63

Switzerland

	1980	1990	2000	2005	2010	2012	2013
	Rating (Rank)	Rating (Rank)	Rating (Rank)	Rating (Rank)	Rating (Rank)	Rating (Rank)	Rating (Rank)
Summary Ratings (Rank)	7.99 (4)	8.21 (4)	8.61 (3)	8.37 (4)	8.24 (3)	8.19 (4)	8.16 (4)
	Rating (Data)	Rating (Data)	Rating (Data)	Rating (Data)	Rating (Data)	Rating (Data)	Rating (Data)
Area 1. Size of Government	6.78	6.43	7.00	7.88	7.71	7.75	7.71
A. Government consumption	6.86 (16.68)	6.01 (19.55)	7.16 (15.64)	7.08 (15.91)	6.91 (16.52)	6.97 (16.30)	6.82 (16.80)
B. Transfers and subsidies	6.49 (13.40)	5.78 (16.00)	5.85 (15.75)	6.42 (13.65)	5.92 (15.47)	6.03 (15.08)	6.03 (15.08)
C. Government enterprises and investment			10.00 (12.36)	10.00 (12.11)	10.00 (13.38)	10.00 (12.90)	10.00 (12.90)
D. Top marginal tax rate	7.00	7.50	8.00	8.00	8.00	8.00	8.00
(i) Top marginal income tax rate	7.00 (31-44)	8.00 (33-43)	9.00 (31-40)	9.00 (26-42)	9.00 (26-42)	9.00 (26-42)	9.00 (26-42)
(ii) Top marginal income and payroll tax rate		7.00 (36-46)	7.00 (39-48)	7.00 (34-50)	7.00 (35-49)	7.00 (35-49)	7.00 (35-49)
Area 2. Legal System and Property Rights	8.13	8.35	9.27	8.72	8.55	8.36	8.29
A. Judicial independence			8.68	8.63	9.01	8.47	8.45
B. Impartial courts			8.52	8.61	7.50	7.47	7.08
C. Protection of property rights			9.17	9.28	9.07	8.74	8.73
D. Military interference in rule of law and politics			10.00	10.00	10.00	10.00	10.00
E. Integrity of the legal system			10.00	8.33	8.33	8.33	8.33
F. Legal enforcement of contracts				6.03	6.07	6.07	6.07
G. Regulatory costs of the sale of real property				9.57	9.57	9.60	9.60
H. Reliability of police				9.06	8.86	8.76	8.70
I. Business costs of crime				9.00	8.50	7.78	7.68
Area 3. Sound Money	9.59	9.72	9.70	9.61	9.39	9.40	9.70
A. Money growth	9.35 (3.25)	9.93 (0.33)	9.28 (3.60)	8.94 (5.28)	8.06 (9.71)	8.10 (9.49)	8.91 (5.46)
B. Standard deviation of inflation	9.55 (1.13)	9.78 (0.55)	9.83 (0.42)	9.75 (0.63)	9.64 (0.89)	9.64 (0.91)	9.93 (0.19)
C. Inflation: most recent year	9.46 (2.71)	9.15 (4.27)	9.69 (1.54)	9.77 (1.17)	9.86 (0.70)	9.87 (-0.67)	9.95 (-0.24)
D. Freedom to own foreign currency bank accounts	10.00	10.00	10.00	10.00	10.00	10.00	10.00
Area 4. Freedom to Trade Internationally	9.58	9.76	9.49	7.40	7.37	7.18	7.05
A. Tariffs	8.74	9.28	9.92	6.43	6.29	5.98	5.96
(i) Revenue from trade taxes (% of trade sector)	8.40 (2.40)	8.73 (1.90)	9.79 (0.31)	9.84 (0.24)	9.22 (1.17)	9.25 (1.13)	9.25 (1.13)
(ii) Mean tariff rate	9.08 (4.60)	9.12 (4.40)	9.79 (0.31)	9.46 (2.70)	8.96 (5.20)	8.70 (6.50)	8.64 (6.80)
(iii) Standard deviation of tariff rates		10.00 (0.00)	9.96 (0.10)	0.00 (30.48)	0.68 (23.30)	0.00 (30.62)	0.00 (30.19)
B. Regulatory trade barriers			8.94	7.00	7.16	6.94	7.03
(i) Non-tariff trade barriers			8.22	5.07	5.40	4.88	5.07
(ii) Compliance costs of importing and exporting			9.67	8.93	8.93	8.99	8.99
C. Black-market exchange rates	10.00	10.00	10.00	10.00	10.00	10.00	10.00
D. Controls of the movement of capital and people	10.00	10.00	9.08	6.17	6.03	5.82	5.21
(i) Foreign ownership / investment restrictions			9.70	7.96	7.51	6.85	6.70
(ii) Capital controls	10.00	10.00	8.46	3.85	3.85	3.85	3.08
(iii) Freedom of foreigners to visit				6.70	6.75	6.75	5.87
Area 5. Regulation	5.85	6.82	7.61	8.24	8.18	8.26	8.07
A. Credit Market regulations	6.69	8.15	9.07	9.29	9.33	9.33	9.33
(i) Ownership of banks	5.00	5.00	8.00	8.00	8.00	8.00	8.00
(ii) Private sector credit	9.07	9.46	9.20	9.86	10.00	10.00	10.00
(iii) Interest rate controls (negative real interest rates)	6.00	10.00	10.00	10.00	10.00	10.00	10.00
B. Labor Market regulations	5.01	5.48	5.70	7.61	8.19	8.43	7.79
(i) Hiring regulations and minimum wage			4.56	10.00	8.33	10.00	10.00
(ii) Hiring and firing regulations		7.71	5.62	7.79	7.95	7.72	7.83
(iii) Centralized collective bargaining	6.21	6.21	7.80	8.06	7.86	7.85	7.92
(iv) Hours regulations	5.81	5.01	5.51	6.00	10.00	10.00	6.00
(v) Mandated cost of worker dismissal				8.79	10.00	10.00	10.00
(vi) Conscription	3.00	3.00	5.00	5.00	5.00	5.00	5.00
C. Business regulations			8.06	7.82	7.02	7.02	7.08
(i) Administrative requirements			7.30	5.11	5.23	5.38	5.35
(ii) Bureaucracy costs			9.08	5.99	1.48	1.48	1.48
(iii) Starting a business			7.67	9.29	9.31	9.32	9.58
(iv) Extra payments / bribes / favoritism			8.18	8.92	8.44	8.31	8.35
(v) Licensing restrictions				8.30	8.34	8.34	8.41
(vi) Cost of tax compliance				9.29	9.29	9.29	9.29

Syria

	1980	1990	2000	2005	2010	2012	2013
	Rating (Rank)	Rating (Rank)	Rating (Rank)	Rating (Rank)	Rating (Rank)	Rating (Rank)	Rating (Rank)
Summary Ratings (Rank)	3.77 (93)	3.46 (106)	5.10 (113)	5.91 (118)	6.20 (123)	5.59 (140)	5.19 (153)
	Rating (Data)	Rating (Data)	Rating (Data)	Rating (Data)	Rating (Data)	Rating (Data)	Rating (Data)
Area 1. Size of Government	3.84	4.38	3.75	5.72	6.52	6.02	6.19
A. Government consumption	4.17 (25.82)	6.76 (17.03)	7.50 (14.51)	7.16 (15.65)	8.11 (12.41)	6.11 (19.24)	6.81 (16.84)
B. Transfers and subsidies	7.36 (10.20)				8.97 (4.29)	8.97 (4.29)	8.97 (4.29)
C. Government enterprises and investment	0.00 (59.50)	2.00 (45.00)	0.00 (63.64)	2.00 (46.40)	2.00 (48.37)	2.00 (47.86)	2.00 (47.86)
D. Top marginal tax rate				8.00	7.00	7.00	7.00
(i) Top marginal income tax rate				8.00 (28)	9.00 (22)	9.00 (22)	9.00 (22)
(ii) Top marginal income and payroll tax rate					5.00 (39)	5.00 (38)	5.00 (38)
Area 2. Legal System and Property Rights	1.76	3.02	5.44	4.84	5.06	4.85	4.85
A. Judicial independence					2.93	5.22	5.22
B. Impartial courts			4.64	4.80	3.26	3.61	3.61
C. Protection of property rights					6.13	4.32	4.32
D. Military interference in rule of law and politics			3.33	3.33	3.33	3.33	3.33
E. Integrity of the legal system			8.33	8.33	8.33	7.50	7.50
F. Legal enforcement of contracts				3.22	3.22	3.22	3.22
G. Regulatory costs of the sale of real property				4.49	4.64	4.64	4.64
H. Reliability of police					4.36	6.24	6.24
I. Business costs of crime					9.37	5.55	5.55
Area 3. Sound Money	8.18	5.58	6.46	7.39	7.28	6.89	4.76
A. Money growth	7.66 (11.72)	7.42 (12.90)	9.16 (4.20)	8.01 (9.93)	9.03 (4.84)	9.03 (4.84)	9.03 (4.84)
B. Standard deviation of inflation	8.56 (3.60)	8.75 (3.13)	7.47 (6.33)	8.00 (4.99)	5.95 (10.12)	5.88 (10.31)	0.00 (85.18)
C. Inflation: most recent year	6.51 (17.47)	6.13 (19.33)	9.23 (-3.85)	8.55 (7.24)	9.12 (4.40)	2.66 (36.70)	0.00 (200.00)
D. Freedom to own foreign currency bank accounts	10.00	0.00	0.00	5.00	5.00	10.00	10.00
Area 4. Freedom to Trade Internationally	2.30	1.55	5.06	5.77	5.98	4.48	4.77
A. Tariffs	3.90	4.66	5.17	5.44	6.24	6.24	5.23
(i) Revenue from trade taxes (% of trade sector)	5.27 (7.10)	8.07 (2.90)	7.55 (3.67)	8.35 (2.48)	8.37 (2.45)	8.37 (2.45)	8.37 (2.45)
(ii) Mean tariff rate	2.54 (37.30)	5.92 (20.40)	7.55 (3.67)	6.08 (19.60)	7.16 (14.20)	7.16 (14.20)	6.70 (16.50)
(iii) Standard deviation of tariff rates		0.00 (27.70)	1.89 (20.28)	1.89 (20.28)	3.18 (17.04)	3.18 (17.04)	0.63 (23.43)
B. Regulatory trade barriers				7.14	6.12	6.57	6.72
(i) Non-tariff trade barriers					4.64	6.27	6.27
(ii) Compliance costs of importing and exporting				7.14	7.60	6.86	7.16
C. Black-market exchange rates	3.00	0.00	10.00	10.00	10.00	3.18	5.20
D. Controls of the movement of capital and people	0.00	0.00	0.00	0.50	1.58	1.94	1.94
(i) Foreign ownership / investment restrictions					3.90	5.00	5.00
(ii) Capital controls	0.00	0.00	0.00	1.00	0.83	0.83	0.83
(iii) Freedom of foreigners to visit				0.00	0.00	0.00	0.00
Area 5. Regulation	2.75	2.77	4.80	5.85	6.18	5.69	5.36
A. Credit Market regulations	0.82	0.78	6.17	5.34	6.98	5.59	5.59
(i) Ownership of banks	0.00	0.00	0.00	0.00	2.00	2.00	2.00
(ii) Private sector credit	1.63	2.33	9.50	7.02	8.94	4.76	4.76
(iii) Interest rate controls (negative real interest rates)		0.00	9.00	9.00	10.00	10.00	10.00
B. Labor Market regulations				5.65	5.58	5.75	4.79
(i) Hiring regulations and minimum wage				10.00	6.10	6.10	6.10
(ii) Hiring and firing regulations					4.27		0.00
(iii) Centralized collective bargaining					7.13	6.65	6.65
(iv) Hours regulations				10.00	6.00	6.00	6.00
(v) Mandated cost of worker dismissal				2.58	10.00	10.00	10.00
(vi) Conscription	0.00	0.00	0.00	0.00	0.00	0.00	0.00
C. Business regulations				6.57	5.96	5.73	5.69
(i) Administrative requirements					2.46	3.45	3.45
(ii) Bureaucracy costs					6.18	6.18	6.18
(iii) Starting a business				5.07	8.99	8.73	8.54
(iv) Extra payments / bribes / favoritism					3.61	4.06	4.06
(v) Licensing restrictions				8.40	8.31		
(vi) Cost of tax compliance				6.23	6.23	6.23	6.23

Taiwan

	1980	1990	2000	2005	2010	2012	2013
	Rating (Rank)	Rating (Rank)	Rating (Rank)	Rating (Rank)	Rating (Rank)	Rating (Rank)	Rating (Rank)
Summary Ratings (Rank)	6.35 (21)	7.13 (17)	7.41 (33)	7.58 (27)	7.66 (18)	7.64 (18)	7.76 (15)
	Rating (Data)	Rating (Data)	Rating (Data)	Rating (Data)	Rating (Data)	Rating (Data)	Rating (Data)
Area 1. Size of Government	4.96	5.40	6.73	7.21	7.16	7.11	7.16
A. Government consumption	4.82 (23.60)	4.74 (23.90)	6.69 (17.25)	6.53 (17.78)	5.33 (21.87)	5.32 (21.91)	5.51 (21.25)
B. Transfers and subsidies	10.00 (0.35)	9.87 (0.99)	9.21 (3.40)	9.32 (3.00)	9.32 (3.00)	9.13 (3.70)	9.13 (3.70)
C. Government enterprises and investment	2.00 (44.30)	2.00 (44.30)	4.00 (30.23)	6.00 (25.48)	7.00 (24.61)	7.00 (21.86)	7.00 (21.86)
D. Top marginal tax rate	3.00	5.00	7.00	7.00	7.00	7.00	7.00
(i) Top marginal income tax rate	3.00 (60)	5.00 (50)	7.00 (40)	7.00 (40)	7.00 (40)	7.00 (40)	7.00 (40)
(ii) Top marginal income and payroll tax rate		5.00 (50)	7.00 (40)	7.00 (40)	7.00 (40)	7.00 (40)	7.00 (40)
Area 2. Legal System and Property Rights	7.83	7.25	6.08	6.69	7.02	6.94	6.75
A. Judicial independence			5.34	5.05	6.09	5.90	5.40
B. Impartial courts			5.68	5.69	5.42	4.94	4.49
C. Protection of property rights			6.07	7.15	8.08	7.99	7.88
D. Military interference in rule of law and politics			6.67	6.67	6.67	6.67	6.67
E. Integrity of the legal system			6.67	8.33	8.33	8.33	8.33
F. Legal enforcement of contracts				5.55	5.55	5.55	5.55
G. Regulatory costs of the sale of real property				7.87	7.87	7.89	7.89
H. Reliability of police				6.59	7.35	6.95	6.66
I. Business costs of crime				7.32	7.78	8.20	7.90
Area 3. Sound Money	8.05	9.42	9.46	9.58	9.63	9.42	9.64
A. Money growth	8.24 (8.79)	9.18 (4.09)	9.50 (-2.52)	8.95 (5.27)	9.27 (3.65)	8.82 (5.92)	9.50 (2.52)
B. Standard deviation of inflation	7.76 (5.60)	9.32 (1.71)	9.09 (2.28)	9.64 (0.90)	9.46 (1.35)	9.25 (1.87)	9.23 (1.93)
C. Inflation: most recent year	6.20 (19.00)	9.18 (4.10)	9.27 (3.67)	9.75 (1.26)	9.81 (0.97)	9.62 (1.90)	9.84 (0.80)
D. Freedom to own foreign currency bank accounts	10.00	10.00	10.00	10.00	10.00	10.00	10.00
Area 4. Freedom to Trade Internationally	6.47	7.78	8.46	7.72	7.68	7.72	7.72
A. Tariffs	7.60	8.33	7.98	7.41	7.72	7.72	7.84
(i) Revenue from trade taxes (% of trade sector)	7.60 (3.60)	8.60 (2.10)	8.98 (1.52)	9.61 (0.58)	9.64 (0.54)	9.63 (0.56)	9.67 (0.49)
(ii) Mean tariff rate		8.06 (9.70)	8.98 (1.52)	8.72 (6.40)	8.78 (6.10)	8.78 (6.10)	8.80 (6.00)
(iii) Standard deviation of tariff rates			6.72 (8.20)	3.88 (15.30)	4.73 (13.18)	4.75 (13.12)	5.03 (12.42)
B. Regulatory trade barriers			8.23	7.67	7.24	7.48	7.53
(i) Non-tariff trade barriers			7.13	7.02	6.07	6.25	6.35
(ii) Compliance costs of importing and exporting			9.33	8.33	8.41	8.70	8.70
C. Black-market exchange rates	9.80	10.00	10.00	10.00	10.00	10.00	10.00
D. Controls of the movement of capital and people	2.00	5.00	7.63	5.82	5.76	5.68	5.51
(i) Foreign ownership / investment restrictions			7.63	7.44	7.31	7.16	7.08
(ii) Capital controls	2.00	5.00					
(iii) Freedom of foreigners to visit				4.20	4.20	4.20	3.94
Area 5. Regulation	4.46	5.80	6.30	6.70	6.81	7.01	7.53
A. Credit Market regulations	5.26	6.88	6.72	8.76	8.67	8.94	8.99
(i) Ownership of banks	0.00	2.00	2.00	8.00	8.00	8.00	8.00
(ii) Private sector credit	7.79	8.63	8.15	8.29	8.01	8.81	8.96
(iii) Interest rate controls (negative real interest rates)	8.00	10.00	10.00	10.00	10.00	10.00	10.00
B. Labor Market regulations		4.73	4.51	4.34	5.02	5.07	6.66
(i) Hiring regulations and minimum wage			3.78	2.20	2.23	2.23	2.23
(ii) Hiring and firing regulations		6.26	4.60	5.92	4.68	5.20	5.73
(iii) Centralized collective bargaining		7.93	7.98	8.36	7.71	7.49	7.49
(iv) Hours regulations			6.18	8.00	10.00	10.00	10.00
(v) Mandated cost of worker dismissal				1.56	2.52	2.52	2.52
(vi) Conscription	0.00	0.00	0.00	0.00	3.00	3.00	12.00
C. Business regulations			7.67	7.00	6.74	7.01	6.94
(i) Administrative requirements			7.63	5.21	4.63	5.46	4.86
(ii) Bureaucracy costs			7.35	6.52	3.43	3.43	3.43
(iii) Starting a business			7.58	7.76	9.65	9.66	9.66
(iv) Extra payments / bribes / favoritism			8.09	7.95	6.67	6.63	6.76
(v) Licensing restrictions				8.41	8.80	9.36	9.40
(vi) Cost of tax compliance				6.19	7.25	7.52	7.52

Tajikistan

	1980	1990	2000	2005	2010	2012	2013
	Rating (Rank)	Rating (Rank)	Rating (Rank)	Rating (Rank)	Rating (Rank)	Rating (Rank)	Rating (Rank)
Summary Ratings (Rank)					6.33 (115)	7.05 (70)	6.81 (92)
	Rating (Data)	Rating (Data)	Rating (Data)	Rating (Data)	Rating (Data)	Rating (Data)	Rating (Data)
Area 1. Size of Government					6.46	6.79	6.63
A. Government consumption					8.26 (11.90)	9.59 (7.40)	8.97 (9.50)
B. Transfers and subsidies					9.06 (3.94)	9.06 (3.94)	9.06 (3.94)
C. Government enterprises and investment					0.00 (84.50)	0.00 (74.00)	0.00 (61.00)
D. Top marginal tax rate					8.50	8.50	8.50
(i) Top marginal income tax rate					10.00 (13)	10.00 (13)	10.00 (13)
(ii) Top marginal income and payroll tax rate					7.00 (31)	7.00 (31)	7.00 (31)
Area 2. Legal System and Property Rights					5.39	6.68	5.13
A. Judicial independence					4.53	8.68	4.32
B. Impartial courts					4.92	3.48	4.52
C. Protection of property rights					4.63	8.17	4.75
D. Military interference in rule of law and politics					3.90	3.20	3.30
E. Integrity of the legal system							
F. Legal enforcement of contracts					5.67	5.67	5.67
G. Regulatory costs of the sale of real property					7.56	7.95	8.08
H. Reliability of police					5.15	8.43	4.75
I. Business costs of crime					6.76	7.81	5.65
Area 3. Sound Money					7.51	8.74	9.26
A. Money growth					9.82 (-0.88)	9.21 (-3.97)	9.83 (-0.86)
B. Standard deviation of inflation					6.51 (8.72)	6.91 (7.72)	8.23 (4.43)
C. Inflation: most recent year					8.72 (6.42)	8.83 (5.83)	9.00 (5.01)
D. Freedom to own foreign currency bank accounts					5.00	10.00	10.00
Area 4. Freedom to Trade Internationally					5.73	6.46	6.47
A. Tariffs					8.38	8.46	8.47
(i) Revenue from trade taxes (% of trade sector)					9.19 (1.22)	9.19 (1.22)	9.19 (1.22)
(ii) Mean tariff rate					8.44 (7.80)	8.44 (7.80)	8.44 (7.80)
(iii) Standard deviation of tariff rates					7.50 (6.24)	7.75 (5.62)	7.78 (5.54)
B. Regulatory trade barriers					2.38	3.85	2.58
(i) Non-tariff trade barriers					4.75	7.20	4.53
(ii) Compliance costs of importing and exporting					0.00	0.50	0.63
C. Black-market exchange rates					10.00	10.00	10.00
D. Controls of the movement of capital and people					2.17	3.53	4.83
(i) Foreign ownership / investment restrictions					4.62	7.17	4.13
(ii) Capital controls					0.77	2.31	3.08
(iii) Freedom of foreigners to visit					1.11	1.11	7.29
Area 5. Regulation					6.56	6.59	6.57
A. Credit Market regulations					8.33	8.17	8.47
(i) Ownership of banks					8.00	8.00	8.00
(ii) Private sector credit					8.99	8.52	9.41
(iii) Interest rate controls (negative real interest rates)					8.00	8.00	8.00
B. Labor Market regulations					5.24	4.71	4.87
(i) Hiring regulations and minimum wage					6.67	6.67	5.57
(ii) Hiring and firing regulations					5.51	5.32	5.25
(iii) Centralized collective bargaining					7.11	4.12	6.30
(iv) Hours regulations					4.00	4.00	4.00
(v) Mandated cost of worker dismissal					8.13	8.13	8.13
(vi) Conscriptio					0.00	0.00	0.00
C. Business regulations					6.11	6.88	6.38
(i) Administrative requirements					4.85	4.99	5.09
(ii) Bureaucracy costs					5.53	5.53	5.53
(iii) Starting a business					8.88	8.67	8.51
(iv) Extra payments / bribes / favoritism					4.26	8.52	4.29
(v) Licensing restrictions					5.66	6.11	7.20
(vi) Cost of tax compliance					7.49	7.49	7.66

Tanzania

	1980	1990	2000	2005	2010	2012	2013
	Rating (Rank)	Rating (Rank)	Rating (Rank)	Rating (Rank)	Rating (Rank)	Rating (Rank)	Rating (Rank)
Summary Ratings (Rank)	4.41 (78)	3.88 (101)	6.07 (84)	6.35 (98)	6.78 (83)	6.71 (92)	6.92 (82)
	Rating (Data)	Rating (Data)	Rating (Data)	Rating (Data)	Rating (Data)	Rating (Data)	Rating (Data)
Area 1. Size of Government	5.83	3.58	5.77	6.27	6.80	6.99	7.15
A. Government consumption	7.50 (14.50)	6.75 (17.06)	8.31 (11.76)	6.30 (18.58)	5.74 (20.50)	5.44 (21.50)	6.12 (19.20)
B. Transfers and subsidies	10.00 (0.00)				9.96 (0.65)	10.00 (0.48)	10.00 (0.48)
C. Government enterprises and investment	0.00 (53.80)	2.00 (40.03)	4.00 (34.60)	7.00 (24.15)	6.00 (26.33)	7.00 (22.63)	7.00 (22.63)
D. Top marginal tax rate		2.00	5.00	5.50	5.50	5.50	5.50
(i) Top marginal income tax rate		3.00 (50)	7.00 (31)	8.00 (30)	8.00 (30)	8.00 (30)	8.00 (30)
(ii) Top marginal income and payroll tax rate		1.00 (57)	3.00 (46)	3.00 (46)	3.00 (48)	3.00 (48)	3.00 (48)
Area 2. Legal System and Property Rights	6.13	5.21	6.95	5.65	5.73	5.62	5.49
A. Judicial independence				4.91	4.36	3.72	3.67
B. Impartial courts			5.84	4.46	4.65	4.14	4.16
C. Protection of property rights				4.90	4.23	4.65	4.25
D. Military interference in rule of law and politics			6.67	6.67	6.67	6.67	6.67
E. Integrity of the legal system			8.33	8.33	8.33	8.33	8.33
F. Legal enforcement of contracts				6.11	6.11	5.71	5.71
G. Regulatory costs of the sale of real property				7.10	7.17	7.24	7.25
H. Reliability of police				4.19	4.62	4.12	4.11
I. Business costs of crime				4.18	5.48	5.97	5.25
Area 3. Sound Money	4.11	4.58	7.59	7.57	7.71	7.29	7.72
A. Money growth	5.94 (20.30)	4.00 (30.00)	8.72 (6.40)	7.32 (13.41)	7.54 (12.29)	8.09 (9.55)	8.28 (8.59)
B. Standard deviation of inflation	6.54 (8.66)	8.70 (3.26)	7.83 (5.43)	9.68 (0.80)	9.54 (1.14)	9.28 (1.79)	9.15 (2.12)
C. Inflation: most recent year	3.96 (30.20)	5.64 (21.82)	8.82 (5.92)	8.27 (8.63)	8.76 (6.20)	6.80 (16.00)	8.43 (7.87)
D. Freedom to own foreign currency bank accounts	0.00	0.00	5.00	5.00	5.00	5.00	5.00
Area 4. Freedom to Trade Internationally	1.62	1.51	5.24	6.12	6.66	6.45	6.98
A. Tariffs	4.87	4.53	4.96	4.94	7.14	6.84	6.86
(i) Revenue from trade taxes (% of trade sector)	4.87 (7.70)	5.00 (7.50)	2.07 (11.90)	2.07 (11.90)	8.61 (2.09)	7.95 (3.07)	7.95 (3.07)
(ii) Mean tariff rate		4.06 (29.70)	2.07 (11.90)	7.42 (12.90)	7.50 (12.50)	7.42 (12.90)	7.44 (12.80)
(iii) Standard deviation of tariff rates			6.64 (8.40)	5.33 (11.68)	5.30 (11.75)	5.15 (12.13)	5.19 (12.03)
B. Regulatory trade barriers				5.60	6.14	5.57	5.94
(i) Non-tariff trade barriers				4.93	5.12	4.43	4.85
(ii) Compliance costs of importing and exporting				6.28	7.16	6.72	7.03
C. Black-market exchange rates	0.00	0.00	10.00	10.00	10.00	10.00	10.00
D. Controls of the movement of capital and people	0.00	0.00	0.77	3.93	3.38	3.39	5.10
(i) Foreign ownership / investment restrictions				7.38	5.72	5.74	5.30
(ii) Capital controls	0.00	0.00	0.77	0.00	0.00	0.00	0.00
(iii) Freedom of foreigners to visit				4.40	4.43	4.43	10.00
Area 5. Regulation	4.35	4.51	4.80	6.15	7.01	7.19	7.24
A. Credit Market regulations	1.64	3.74	4.50	7.89	9.67	8.97	9.07
(i) Ownership of banks	0.00	0.00	0.00	8.00	10.00	10.00	10.00
(ii) Private sector credit	0.93	7.21	4.51	6.67	9.02	6.90	7.20
(iii) Interest rate controls (negative real interest rates)	4.00	4.00	9.00	9.00	10.00	10.00	10.00
B. Labor Market regulations				5.76	5.71	6.48	6.41
(i) Hiring regulations and minimum wage				0.00	1.10	4.43	4.43
(ii) Hiring and firing regulations				5.09	4.66	4.99	4.78
(iii) Centralized collective bargaining				7.43	5.21	6.17	5.97
(iv) Hours regulations				8.70	10.00	10.00	10.00
(v) Mandated cost of worker dismissal				8.33	8.27	8.27	8.27
(vi) Conscription	10.00	5.00	5.00	5.00	5.00	5.00	5.00
C. Business regulations				4.80	5.65	6.11	6.25
(i) Administrative requirements				4.19	3.95	4.44	4.28
(ii) Bureaucracy costs				2.98	5.57	5.57	5.57
(iii) Starting a business				8.08	8.77	8.88	8.92
(iv) Extra payments / bribes / favoritism				4.60	3.71	3.07	3.19
(v) Licensing restrictions				0.90	3.86	6.67	7.56
(vi) Cost of tax compliance				8.07	8.07	8.03	7.97

Thailand

	1980	1990	2000	2005	2010	2012	2013
	Rating (Rank)	Rating (Rank)	Rating (Rank)	Rating (Rank)	Rating (Rank)	Rating (Rank)	Rating (Rank)
Summary Ratings (Rank)	5.86 (31)	6.69 (30)	6.51 (69)	6.72 (76)	6.70 (88)	6.62 (101)	6.63 (103)
	Rating (Data)	Rating (Data)	Rating (Data)	Rating (Data)	Rating (Data)	Rating (Data)	Rating (Data)
Area 1. Size of Government	6.01	7.36	6.84	7.12	7.43	7.35	7.57
A. Government consumption	7.11 (15.81)	7.57 (14.26)	6.77 (17.00)	6.71 (17.18)	6.05 (19.44)	5.97 (19.70)	5.82 (20.20)
B. Transfers and subsidies	9.95 (0.70)	9.86 (1.00)	9.60 (1.96)	8.79 (4.95)	9.67 (1.70)	9.44 (2.56)	9.44 (2.56)
C. Government enterprises and investment	4.00 (31.90)	8.00 (15.20)	4.00 (37.20)	7.00 (24.70)	7.00 (23.81)	7.00 (20.06)	7.00 (20.60)
D. Top marginal tax rate	3.00	4.00	7.00	6.00	7.00	7.00	8.00
(i) Top marginal income tax rate	3.00 (60)	4.00 (55)	7.00 (37)	6.00 (37)	7.00 (37)	7.00 (37)	8.00 (35)
(ii) Top marginal income and payroll tax rate		4.00 (55)	7.00 (37)	6.00 (37)	7.00 (37)	7.00 (37)	8.00 (35)
Area 2. Legal System and Property Rights	6.52	6.43	5.99	6.28	5.35	5.14	4.97
A. Judicial independence			5.85	5.67	5.34	4.66	4.67
B. Impartial courts			4.68	5.87	4.86	4.51	4.25
C. Protection of property rights			4.42	7.11	4.29	5.13	5.15
D. Military interference in rule of law and politics			6.67	6.67	5.00	3.33	3.33
E. Integrity of the legal system			8.33	4.17	4.17	4.17	4.17
F. Legal enforcement of contracts				6.11	6.11	6.24	6.24
G. Regulatory costs of the sale of real property				7.89	7.89	7.89	7.89
H. Reliability of police				6.27	4.53	4.23	3.67
I. Business costs of crime				6.74	5.98	6.05	5.35
Area 3. Sound Money	6.32	7.97	6.61	6.76	7.06	6.94	7.06
A. Money growth	8.96 (5.20)	8.69 (6.56)	8.71 (6.47)	8.53 (7.34)	9.32 (3.40)	8.88 (5.61)	9.16 (4.19)
B. Standard deviation of inflation	8.85 (2.87)	9.34 (1.66)	8.06 (4.86)	9.40 (1.49)	9.57 (1.08)	9.50 (1.26)	9.53 (1.17)
C. Inflation: most recent year	7.46 (12.70)	8.85 (5.77)	9.69 (1.57)	9.09 (4.54)	9.34 (3.31)	9.40 (3.01)	9.56 (2.18)
D. Freedom to own foreign currency bank accounts	0.00	5.00	0.00	0.00	0.00	0.00	0.00
Area 4. Freedom to Trade Internationally	5.16	5.07	7.03	6.43	6.83	6.90	6.80
A. Tariffs	4.47	3.21	6.65	6.84	7.43	7.48	6.92
(i) Revenue from trade taxes (% of trade sector)	5.40 (6.90)	6.40 (5.40)	9.06 (1.41)	9.29 (1.06)	9.55 (0.68)	9.55 (0.68)	9.55 (0.68)
(ii) Mean tariff rate	3.54 (32.30)	1.84 (40.80)	9.06 (1.41)	7.88 (10.60)	8.02 (9.90)	8.04 (9.80)	7.72 (11.40)
(iii) Standard deviation of tariff rates		1.40 (21.50)	4.28 (14.30)	3.35 (16.64)	4.73 (13.17)	4.86 (12.84)	3.48 (16.30)
B. Regulatory trade barriers			7.20	5.89	6.82	7.01	6.97
(i) Non-tariff trade barriers			5.73	5.00	5.45	5.83	5.77
(ii) Compliance costs of importing and exporting			8.66	6.78	8.18	8.18	8.18
C. Black-market exchange rates	9.00	10.00	10.00	10.00	10.00	10.00	10.00
D. Controls of the movement of capital and people	2.00	2.00	4.28	3.00	3.06	3.12	3.31
(i) Foreign ownership / investment restrictions			7.02	6.25	6.43	6.61	6.37
(ii) Capital controls	2.00	2.00	1.54	1.54	1.54	1.54	1.54
(iii) Freedom of foreigners to visit				1.20	1.22	1.22	2.01
Area 5. Regulation	5.29	6.62	6.07	6.99	6.84	6.75	6.77
A. Credit Market regulations	6.67	8.26	8.06	9.33	9.27	9.10	9.31
(i) Ownership of banks	8.00	8.00	5.00	8.00	8.00	8.00	8.00
(ii) Private sector credit	8.02	8.78	9.17	10.00	9.80	9.29	9.93
(iii) Interest rate controls (negative real interest rates)	4.00	8.00	10.00	10.00	10.00	10.00	10.00
B. Labor Market regulations		4.98	4.30	5.43	4.96	4.91	4.68
(i) Hiring regulations and minimum wage			3.94	6.70	6.67	6.67	5.57
(ii) Hiring and firing regulations		7.01	4.60	4.75	5.59	5.59	5.70
(iii) Centralized collective bargaining	7.93	7.93	6.45	6.12	6.14	5.82	5.46
(iv) Hours regulations			6.51	10.00	10.00	10.00	10.00
(v) Mandated cost of worker dismissal				4.99	1.37	1.37	1.37
(vi) Conscription	0.00	0.00	0.00	0.00	0.00	0.00	0.00
C. Business regulations			5.86	6.20	6.29	6.25	6.33
(i) Administrative requirements			6.88	4.89	4.28	3.90	3.84
(ii) Bureaucracy costs			3.98	2.17	4.76	4.76	4.76
(iii) Starting a business			7.28	8.88	9.01	9.05	9.05
(iv) Extra payments / bribes / favoritism			5.31	5.85	4.31	4.37	4.23
(v) Licensing restrictions				8.35	8.34	8.34	9.08
(vi) Cost of tax compliance				7.04	7.04	7.04	7.04

Timor-Leste

	1980	1990	2000	2005	2010	2012	2013
	Rating (Rank)	Rating (Rank)	Rating (Rank)	Rating (Rank)	Rating (Rank)	Rating (Rank)	Rating (Rank)
Summary Ratings (Rank)					5.44 (144)	6.31 (118)	6.27 (127)
	Rating (Data)	Rating (Data)	Rating (Data)	Rating (Data)	Rating (Data)	Rating (Data)	Rating (Data)
Area 1. Size of Government					2.29	4.20	4.20
A. Government consumption					0.00 (58.90)	0.00 (59.43)	0.00 (57.04)
B. Transfers and subsidies					6.86 (12.01)	6.81 (12.22)	6.81 (12.22)
C. Government enterprises and investment					0.00 (79.90)	0.00 (83.50)	0.00 (83.50)
D. Top marginal tax rate						10.00	10.00
(i) Top marginal income tax rate						10.00 (10)	10.00 (10)
(ii) Top marginal income and payroll tax rate						10.00 (10)	10.00 (10)
Area 2. Legal System and Property Rights					3.13	3.78	3.48
A. Judicial independence					3.88	3.99	3.85
B. Impartial courts					3.35	3.92	3.22
C. Protection of property rights					2.92	3.03	3.00
D. Military interference in rule of law and politics					5.00	5.60	5.30
E. Integrity of the legal system							
F. Legal enforcement of contracts					0.00	0.00	0.00
G. Regulatory costs of the sale of real property					0.00		
H. Reliability of police					4.33	4.53	4.29
I. Business costs of crime					5.58	5.36	4.73
Area 3. Sound Money					8.74	8.98	8.74
A. Money growth					7.66 (11.70)	9.11 (4.45)	9.24 (3.80)
B. Standard deviation of inflation					8.67 (3.33)	9.16 (2.11)	7.93 (5.17)
C. Inflation: most recent year					8.65 (6.77)	7.64 (11.80)	7.77 (11.16)
D. Freedom to own foreign currency bank accounts					10.00	10.00	10.00
Area 4. Freedom to Trade Internationally						7.06	7.39
A. Tariffs						9.28	9.75
(i) Revenue from trade taxes (% of trade sector)							
(ii) Mean tariff rate						9.50 (2.50)	9.50 (2.50)
(iii) Standard deviation of tariff rates						9.06 (2.35)	10.00 (0.00)
B. Regulatory trade barriers					5.99	5.28	5.77
(i) Non-tariff trade barriers					5.53	4.36	5.34
(ii) Compliance costs of importing and exporting					6.44	6.19	6.19
C. Black-market exchange rates							
D. Controls of the movement of capital and people					6.73	6.61	6.67
(i) Foreign ownership / investment restrictions					5.12	4.89	4.88
(ii) Capital controls					8.33	8.33	8.46
(iii) Freedom of foreigners to visit							
Area 5. Regulation					7.59	7.55	7.51
A. Credit Market regulations					9.50	9.50	9.50
(i) Ownership of banks							
(ii) Private sector credit					10.00	10.00	10.00
(iii) Interest rate controls (negative real interest rates)					9.00	9.00	9.00
B. Labor Market regulations					7.71	7.36	6.86
(i) Hiring regulations and minimum wage					6.67	3.33	3.33
(ii) Hiring and firing regulations					4.01	5.03	4.02
(iii) Centralized collective bargaining					5.57	5.78	5.79
(iv) Hours regulations					10.00	10.00	8.00
(v) Mandated cost of worker dismissal					10.00	10.00	10.00
(vi) Conscription					10.00	10.00	10.00
C. Business regulations					5.57	5.79	6.19
(i) Administrative requirements					3.56	4.06	3.50
(ii) Bureaucracy costs					6.54	6.54	6.54
(iii) Starting a business					5.91	6.51	9.26
(iv) Extra payments / bribes / favoritism					3.53	3.72	3.38
(v) Licensing restrictions					6.99	7.01	7.54
(vi) Cost of tax compliance					6.91	6.91	6.91

Togo

	1980	1990	2000	2005	2010	2012	2013
	Rating (Rank)	Rating (Rank)	Rating (Rank)	Rating (Rank)	Rating (Rank)	Rating (Rank)	Rating (Rank)
Summary Ratings (Rank)	3.99 (86)	5.44 (61)	5.81 (96)	5.76 (125)	5.56 (139)	5.55 (141)	5.71 (142)
	Rating (Data)	Rating (Data)	Rating (Data)	Rating (Data)	Rating (Data)	Rating (Data)	Rating (Data)
Area 1. Size of Government	1.60	6.43	8.44	8.99	6.90	5.98	6.04
A. Government consumption	3.20 (29.11)	6.87 (16.65)	8.88 (9.82)	8.96 (9.52)	9.06 (9.20)	7.92 (13.07)	8.14 (12.32)
B. Transfers and subsidies				10.00 (0.28)	9.65 (1.79)	10.00 (0.00)	10.00 (0.00)
C. Government enterprises and investment	0.00 (71.70)	6.00 (28.80)	8.00 (16.80)	8.00 (17.48)	2.00 (41.53)	2.00 (44.57)	2.00 (44.57)
D. Top marginal tax rate						4.00	4.00
(i) Top marginal income tax rate						4.00 (45)	4.00 (45)
(ii) Top marginal income and payroll tax rate							
Area 2. Legal System and Property Rights	3.33	4.48	3.59	2.48	2.55	2.67	2.78
A. Judicial independence							
B. Impartial courts			4.11	3.70	3.90	3.94	3.80
C. Protection of property rights							
D. Military interference in rule of law and politics			1.67	0.14	0.00	0.00	0.00
E. Integrity of the legal system			5.00	5.00	5.00	5.00	5.00
F. Legal enforcement of contracts				3.15	3.15	3.15	3.15
G. Regulatory costs of the sale of real property				0.43	0.73	1.25	1.94
H. Reliability of police							
I. Business costs of crime							
Area 3. Sound Money	5.53	6.95	6.48	6.88	6.69	6.77	7.03
A. Money growth	8.66 (6.68)	9.03 (-4.84)	8.66 (6.69)	9.94 (-0.32)	8.29 (8.54)	8.69 (6.53)	9.27 (3.65)
B. Standard deviation of inflation	5.56 (11.11)	9.37 (1.58)	7.65 (5.88)	8.94 (2.66)	8.84 (2.91)	8.92 (2.69)	9.22 (1.94)
C. Inflation: most recent year	7.91 (10.47)	9.40 (2.98)	9.62 (1.89)	8.64 (6.80)	9.63 (1.83)	9.47 (2.63)	9.65 (1.77)
D. Freedom to own foreign currency bank accounts	0.00	0.00	0.00	0.00	0.00	0.00	0.00
Area 4. Freedom to Trade Internationally	3.78	4.36	5.87	6.05	6.07	6.04	6.17
A. Tariffs	1.73	3.87	7.60	7.39	7.38	7.34	7.34
(i) Revenue from trade taxes (% of trade sector)	1.73 (12.40)	3.87 (9.20)		7.82 (3.27)	7.24 (4.14)	7.11 (4.33)	7.11 (4.33)
(ii) Mean tariff rate				7.08 (14.60)	7.62 (11.90)	7.62 (11.90)	7.62 (11.90)
(iii) Standard deviation of tariff rates				7.26 (6.84)	7.29 (6.78)	7.29 (6.78)	7.29 (6.78)
B. Regulatory trade barriers				6.34	6.40	6.34	6.34
(i) Non-tariff trade barriers							
(ii) Compliance costs of importing and exporting				6.34	6.40	6.34	6.34
C. Black-market exchange rates	9.60	9.20	10.00	10.00	10.00	10.00	10.00
D. Controls of the movement of capital and people	0.00	0.00	0.00	0.48	0.50	0.50	1.01
(i) Foreign ownership / investment restrictions							
(ii) Capital controls	0.00	0.00	0.00	0.77	0.77	0.77	0.77
(iii) Freedom of foreigners to visit				0.20	0.22	0.22	1.26
Area 5. Regulation	5.70	4.96	4.65	4.39	5.59	6.26	6.53
A. Credit Market regulations	6.42	6.59	5.78	3.67	7.50	7.50	7.50
(i) Ownership of banks	2.00	2.00	2.00	5.00	5.00	5.00	5.00
(ii) Private sector credit	9.26	9.77	9.33	0.00	10.00	10.00	10.00
(iii) Interest rate controls (negative real interest rates)	8.00	8.00	6.00	6.00			
B. Labor Market regulations				4.57	4.31	4.17	4.17
(i) Hiring regulations and minimum wage				5.60	1.67	1.67	1.67
(ii) Hiring and firing regulations							
(iii) Centralized collective bargaining							
(iv) Hours regulations				6.00	8.00	8.00	8.00
(v) Mandated cost of worker dismissal				6.66	7.57	7.01	7.01
(vi) Conscription		0.00	0.00	0.00	0.00	0.00	0.00
C. Business regulations				4.94	4.97	7.13	7.91
(i) Administrative requirements							
(ii) Bureaucracy costs							
(iii) Starting a business				3.88	3.86	6.84	8.56
(iv) Extra payments / bribes / favoritism							
(v) Licensing restrictions				3.96	4.08	7.56	8.20
(vi) Cost of tax compliance				6.97	6.97	6.97	6.97

Trinidad and Tobago

	1980	1990	2000	2005	2010	2012	2013
	Rating (Rank)	Rating (Rank)	Rating (Rank)	Rating (Rank)	Rating (Rank)	Rating (Rank)	Rating (Rank)
Summary Ratings (Rank)	4.89 (64)	5.52 (59)	7.52 (29)	7.12 (57)	6.97 (73)	6.88 (82)	7.07 (73)
	Rating (Data)	Rating (Data)	Rating (Data)	Rating (Data)	Rating (Data)	Rating (Data)	Rating (Data)
Area 1. Size of Government	5.38	6.31	7.05	7.45	6.96	6.96	7.01
A. Government consumption	5.64 (20.81)	6.81 (16.84)	6.74 (17.10)	5.97 (19.70)	5.42 (21.58)	5.39 (21.68)	5.60 (20.97)
B. Transfers and subsidies	8.50 (6.00)	7.41 (10.00)	8.45 (6.20)	8.83 (4.80)	8.44 (6.23)	8.44 (6.23)	8.44 (6.23)
C. Government enterprises and investment	2.00 (47.60)	4.00 (34.60)	6.00 (28.67)	7.00 (23.59)	7.00	7.00	7.00
D. Top marginal tax rate		7.00	7.00	8.00	7.00	7.00	7.00
(i) Top marginal income tax rate		7.00 (35)	7.00 (35)	8.00 (30)	9.00 (25)	9.00 (25)	9.00 (25)
(ii) Top marginal income and payroll tax rate		7.00 (35)	7.00 (35)	8.00 (30)	5.00 (39)	5.00 (39)	5.00 (39)
Area 2. Legal System and Property Rights	5.42	6.19	6.65	4.48	4.56	4.75	4.61
A. Judicial independence				5.32	5.73	5.96	6.00
B. Impartial courts			6.28	5.16	4.24	4.05	3.81
C. Protection of property rights			5.30	5.98	4.96	5.37	5.21
D. Military interference in rule of law and politics			8.33	8.33	8.33	8.33	8.33
E. Integrity of the legal system			6.67	3.82	4.17	4.17	3.33
F. Legal enforcement of contracts				2.96	2.96	2.96	2.96
G. Regulatory costs of the sale of real property				4.64	4.64	6.23	6.24
H. Reliability of police				1.93	3.51	3.51	3.46
I. Business costs of crime				2.22	2.54	2.12	2.09
Area 3. Sound Money	4.50	5.94	9.03	8.58	8.06	7.67	8.22
A. Money growth	7.62 (11.88)	9.06 (4.70)	8.83 (5.86)	8.23 (8.83)	8.22 (8.92)	7.36 (13.18)	8.68 (6.60)
B. Standard deviation of inflation	5.89 (10.27)	7.81 (5.47)	8.02 (4.95)	7.47 (6.33)	6.12 (9.70)	5.16 (12.10)	5.26 (11.86)
C. Inflation: most recent year	4.49 (27.53)	6.90 (15.49)	9.29 (3.56)	8.62 (6.89)	7.89 (10.55)	8.15 (9.26)	8.96 (5.20)
D. Freedom to own foreign currency bank accounts	0.00	0.00	10.00	10.00	10.00	10.00	10.00
Area 4. Freedom to Trade Internationally	2.69	2.71	7.28	7.74	7.64	7.67	7.93
A. Tariffs	7.87	6.12	5.40	7.83	7.64	7.63	7.54
(i) Revenue from trade taxes (% of trade sector)	7.87 (3.20)	8.20 (2.70)	3.20 (10.20)	9.07 (1.40)	8.95 (1.57)	8.95 (1.57)	8.95 (1.57)
(ii) Mean tariff rate		6.28 (18.60)	3.20 (10.20)	8.44 (7.80)	8.50 (7.50)	8.50 (7.50)	7.86 (10.70)
(iii) Standard deviation of tariff rates		3.88 (15.30)	6.68 (8.30)	5.98 (10.06)	5.47 (11.33)	5.44 (11.40)	5.81 (10.49)
B. Regulatory trade barriers			6.20	6.53	6.93	7.14	7.52
(i) Non-tariff trade barriers			6.20	5.70	6.06	5.91	6.66
(ii) Compliance costs of importing and exporting				7.37	7.80	8.37	8.37
C. Black-market exchange rates	0.20	2.00	10.00	10.00	10.00	10.00	10.00
D. Controls of the movement of capital and people	0.00	0.00	7.53	6.60	5.98	5.91	6.65
(i) Foreign ownership / investment restrictions			8.15	7.37	6.27	6.04	5.92
(ii) Capital controls	0.00	0.00	6.92	6.92	6.15	6.15	6.15
(iii) Freedom of foreigners to visit				5.50	5.53	5.53	7.88
Area 5. Regulation	6.47	6.46	7.59	7.34	7.60	7.37	7.61
A. Credit Market regulations	6.90	7.24	8.52	8.33	9.33	8.44	9.02
(i) Ownership of banks	5.00	8.00	8.00	8.00	8.00	8.00	8.00
(ii) Private sector credit	8.81	7.71	8.56	10.00	10.00	7.31	9.05
(iii) Interest rate controls (negative real interest rates)		6.00	9.00	7.00	10.00	10.00	10.00
B. Labor Market regulations			7.15	7.54	7.50	7.67	7.63
(i) Hiring regulations and minimum wage			5.34	10.00	10.00	10.00	10.00
(ii) Hiring and firing regulations			5.80	5.35	4.59	4.96	4.58
(iii) Centralized collective bargaining			7.47	6.13	5.30	5.90	6.08
(iv) Hours regulations				10.00	10.00	10.00	10.00
(v) Mandated cost of worker dismissal				3.79	5.14	5.14	5.14
(vi) Conscription	10.00	10.00	10.00	10.00	10.00	10.00	10.00
C. Business regulations			7.10	6.14	5.97	6.00	6.17
(i) Administrative requirements			7.47	3.27	4.04	3.93	4.14
(ii) Bureaucracy costs			7.70	4.75	5.20	5.20	5.20
(iii) Starting a business			6.63	8.61	8.61	8.79	9.62
(iv) Extra payments / bribes / favoritism			6.60	4.84	4.27	3.85	3.58
(v) Licensing restrictions				6.65	6.06	6.59	6.84
(vi) Cost of tax compliance				8.72	7.65	7.65	7.65

Tunisia

	1980	1990	2000	2005	2010	2012	2013
	Rating (Rank)	Rating (Rank)	Rating (Rank)	Rating (Rank)	Rating (Rank)	Rating (Rank)	Rating (Rank)
Summary Ratings (Rank)	4.71 (70)	5.38 (63)	6.08 (83)	6.60 (81)	6.65 (92)	6.58 (104)	6.39 (116)
	Rating (Data)	Rating (Data)	Rating (Data)	Rating (Data)	Rating (Data)	Rating (Data)	Rating (Data)
Area 1. Size of Government	4.19	5.81	5.28	5.23	6.30	6.66	6.00
A. Government consumption	6.17 (19.03)	5.75 (20.45)	5.74 (20.50)	6.01 (19.58)	5.70 (20.61)	7.00 (16.20)	5.35 (21.80)
B. Transfers and subsidies	8.61 (5.60)	7.68 (9.00)	8.10 (7.47)	7.41 (10.00)	7.00 (11.50)	6.15 (14.64)	6.15 (14.64)
C. Government enterprises and investment	0.00 (53.10)	4.00 (35.90)	2.00 (47.40)	2.00 (44.40)	7.00 (20.90)	8.00 (19.30)	7.00 (23.10)
D. Top marginal tax rate	2.00			5.50	5.50	5.50	5.50
(i) Top marginal income tax rate	2.00 (62)			7.00 (35)	7.00 (35)	7.00 (35)	7.00 (35)
(ii) Top marginal income and payroll tax rate				4.00 (51)	4.00 (51)	4.00 (44)	4.00 (44)
Area 2. Legal System and Property Rights	4.92	3.50	7.33	6.98	6.45	5.62	5.57
A. Judicial independence				6.78	5.12	4.25	4.26
B. Impartial courts			6.99	6.59	6.01	4.51	4.23
C. Protection of property rights				7.37	6.48	5.42	4.99
D. Military interference in rule of law and politics			6.67	6.67	6.67	6.67	6.67
E. Integrity of the legal system			8.33	8.33	8.33	8.33	8.33
F. Legal enforcement of contracts				4.88	4.88	4.88	4.88
G. Regulatory costs of the sale of real property				7.11	7.26	7.26	7.26
H. Reliability of police				7.43	5.93	4.88	5.14
I. Business costs of crime				7.67	7.36	4.40	4.37
Area 3. Sound Money	6.18	6.98	7.05	7.30	6.85	6.79	6.86
A. Money growth	8.64 (6.80)	9.63 (1.86)	9.04 (4.82)	9.78 (1.09)	8.86 (5.71)	8.72 (6.38)	9.03 (4.83)
B. Standard deviation of inflation	8.63 (3.43)	9.20 (2.00)	9.75 (0.62)	9.83 (0.41)	9.44 (1.41)	9.53 (1.19)	9.58 (1.06)
C. Inflation: most recent year	7.44 (12.80)	9.10 (4.48)	9.41 (2.93)	9.60 (2.02)	9.12 (4.42)	8.90 (5.50)	8.84 (5.80)
D. Freedom to own foreign currency bank accounts	0.00	0.00	0.00	0.00	0.00	0.00	0.00
Area 4. Freedom to Trade Internationally	3.59	5.04	5.43	6.44	6.44	7.06	6.94
A. Tariffs	4.36	4.71	5.53	5.34	6.91	6.97	6.97
(i) Revenue from trade taxes (% of trade sector)	4.00 (9.00)	3.67 (9.50)	7.75 (3.37)	8.69 (1.96)	8.86 (1.71)	8.83 (1.75)	8.83 (1.75)
(ii) Mean tariff rate	4.72 (26.40)	4.50 (27.50)	7.75 (3.37)	7.32 (13.40)	6.70 (16.50)	6.90 (15.50)	6.90 (15.50)
(iii) Standard deviation of tariff rates		5.96 (10.10)	4.96 (12.60)	0.00 (26.00)	5.18 (12.05)	5.16 (12.09)	5.16 (12.09)
B. Regulatory trade barriers				6.57	6.89	6.57	6.22
(i) Non-tariff trade barriers				6.30	5.77	5.13	4.86
(ii) Compliance costs of importing and exporting				6.84	8.01	8.01	7.57
C. Black-market exchange rates	6.40	8.40	10.00	8.79	7.05	10.00	10.00
D. Controls of the movement of capital and people	0.00	2.00	0.77	5.07	4.92	4.72	4.60
(i) Foreign ownership / investment restrictions				7.45	7.03	6.41	5.89
(ii) Capital controls	0.00	2.00	0.77	0.77	0.77	0.77	0.77
(iii) Freedom of foreigners to visit				7.00	6.97	6.97	7.13
Area 5. Regulation	4.70	5.57	5.31	7.04	7.19	6.75	6.58
A. Credit Market regulations	4.89	7.21	6.96	7.87	8.12	7.24	7.00
(i) Ownership of banks	2.00	5.00	5.00	5.00	5.00	5.00	5.00
(ii) Private sector credit	8.68	8.63	8.92	8.61	9.35	6.71	6.01
(iii) Interest rate controls (negative real interest rates)	4.00	8.00		10.00	10.00	10.00	10.00
B. Labor Market regulations				6.52	6.55	6.38	6.06
(i) Hiring regulations and minimum wage				7.20	8.33	8.33	6.10
(ii) Hiring and firing regulations				5.83	4.89	4.11	4.19
(iii) Centralized collective bargaining				5.97	5.31	5.08	5.31
(iv) Hours regulations				8.70	10.00	10.00	10.00
(v) Mandated cost of worker dismissal				8.42	7.76	7.76	7.76
(vi) Conscription	3.00	3.00	3.00	3.00	3.00	3.00	3.00
C. Business regulations				6.74	6.92	6.63	6.67
(i) Administrative requirements				5.28	4.68	4.18	4.18
(ii) Bureaucracy costs				4.30	3.93	3.93	3.93
(iii) Starting a business				9.46	9.60	9.60	9.60
(iv) Extra payments / bribes / favoritism				6.84	5.88	4.76	4.54
(v) Licensing restrictions				7.54	9.01	8.92	9.40
(vi) Cost of tax compliance				7.00	8.39	8.39	8.39

Turkey

	1980	1990	2000	2005	2010	2012	2013
	Rating (Rank)	Rating (Rank)	Rating (Rank)	Rating (Rank)	Rating (Rank)	Rating (Rank)	Rating (Rank)
Summary Ratings (Rank)	3.72 (94)	4.83 (85)	5.81 (96)	6.43 (90)	6.88 (80)	7.03 (73)	6.92 (82)
	Rating (Data)	Rating (Data)	Rating (Data)	Rating (Data)	Rating (Data)	Rating (Data)	Rating (Data)
Area 1. Size of Government	4.40	5.82	7.08	7.84	6.76	6.96	6.96
A. Government consumption	7.09 (15.89)	7.71 (13.78)	6.93 (16.43)	6.98 (16.26)	6.86 (16.67)	6.65 (17.40)	6.62 (17.50)
B. Transfers and subsidies	8.50 (6.00)	9.07 (3.90)	9.37 (2.81)	9.38 (2.77)	6.16 (14.59)	6.21 (14.43)	6.21 (14.43)
C. Government enterprises and investment	2.00 (40.00)	4.00 (31.70)	7.00 (22.80)	8.00 (15.70)	7.00 (20.57)	8.00 (19.01)	8.00 (19.01)
D. Top marginal tax rate	0.00	2.50	5.00	7.00	7.00	7.00	7.00
(i) Top marginal income tax rate	0.00 (75)	4.00 (50)	6.00 (45)	7.00 (40)	7.00 (35)	7.00 (35)	7.00 (35)
(ii) Top marginal income and payroll tax rate		1.00 (57)	4.00 (46)	7.00 (40)	7.00 (35)	7.00 (35)	7.00 (35)
Area 2. Legal System and Property Rights	5.57	4.48	5.39	6.39	5.25	5.50	5.28
A. Judicial independence			5.34	5.30	3.77	4.01	3.45
B. Impartial courts			6.51	4.68	4.43	4.77	4.46
C. Protection of property rights			3.43	6.35	5.35	6.13	5.94
D. Military interference in rule of law and politics			5.00	6.67	3.33	3.33	3.33
E. Integrity of the legal system			6.67	7.50	5.83	5.83	5.83
F. Legal enforcement of contracts				6.16	5.60	5.79	5.79
G. Regulatory costs of the sale of real property				8.87	8.80	8.57	8.57
H. Reliability of police				5.87	4.19	5.03	4.30
I. Business costs of crime				6.14	5.95	6.07	5.84
Area 3. Sound Money	0.78	3.87	3.57	4.84	8.86	8.84	9.02
A. Money growth	3.14 (34.30)	2.36 (38.20)	0.00 (81.91)	0.00 (59.29)	8.34 (8.30)	8.16 (9.19)	8.14 (9.28)
B. Standard deviation of inflation	0.00 (27.75)	3.11 (17.23)	4.27 (14.33)	1.40 (21.49)	8.80 (3.00)	8.97 (2.57)	9.45 (1.38)
C. Inflation: most recent year	0.00 (85.04)	0.00 (58.21)	0.00 (54.92)	7.97 (10.14)	8.29 (8.57)	8.22 (8.89)	8.50 (7.49)
D. Freedom to own foreign currency bank accounts	0.00	10.00	10.00	10.00	10.00	10.00	10.00
Area 4. Freedom to Trade Internationally	3.43	4.71	7.55	7.38	7.35	7.25	6.88
A. Tariffs	3.50	4.53	7.42	6.87	6.25	6.32	5.97
(i) Revenue from trade taxes (% of trade sector)	5.80 (6.30)	8.13 (2.80)	9.55 (0.67)	9.73 (0.41)	9.57 (0.64)	9.57 (0.65)	9.57 (0.65)
(ii) Mean tariff rate	1.20 (44.00)	5.46 (22.70)	9.55 (0.67)	9.52 (2.40)	8.02 (9.90)	8.08 (9.60)	7.84 (10.80)
(iii) Standard deviation of tariff rates		0.00 (35.70)	4.12 (14.70)	1.36 (21.60)	1.17 (22.08)	1.32 (21.70)	0.50 (23.76)
B. Regulatory trade barriers			6.98	6.60	6.86	6.66	6.86
(i) Non-tariff trade barriers			5.63	6.28	5.66	5.12	5.51
(ii) Compliance costs of importing and exporting			8.33	6.93	8.05	8.20	8.20
C. Black-market exchange rates	6.80	9.60	10.00	10.00	10.00	10.00	10.00
D. Controls of the movement of capital and people	0.00	0.00	5.79	6.03	6.30	6.00	4.71
(i) Foreign ownership / investment restrictions			9.27	6.55	5.82	5.68	5.46
(ii) Capital controls	0.00	0.00	2.31	1.54	3.08	2.31	2.31
(iii) Freedom of foreigners to visit				10.00	10.00	10.00	6.37
Area 5. Regulation	4.41	5.28	5.49	5.69	6.20	6.59	6.47
A. Credit Market regulations	3.99	5.41	6.14	6.65	7.52	8.20	7.97
(i) Ownership of banks	8.00	8.00	8.00	5.00	5.00	5.00	5.00
(ii) Private sector credit	3.98	6.22	4.29	4.95	7.55	9.60	8.90
(iii) Interest rate controls (negative real interest rates)	0.00	2.00		10.00	10.00	10.00	10.00
B. Labor Market regulations		5.16	4.49	3.83	4.86	4.95	4.86
(i) Hiring regulations and minimum wage			3.38	4.40	5.57	5.57	5.57
(ii) Hiring and firing regulations		7.23	5.32	4.02	5.00	5.18	4.85
(iii) Centralized collective bargaining	7.24	7.24	6.57	6.39	7.06	7.46	7.22
(iv) Hours regulations			6.18	6.00	8.00	8.00	8.00
(v) Mandated cost of worker dismissal				1.19	2.52	2.52	2.52
(vi) Conscription	0.00	1.00	1.00	1.00	1.00	1.00	1.00
C. Business regulations			5.82	6.60	6.23	6.61	6.58
(i) Administrative requirements			7.40	3.28	3.34	4.17	4.13
(ii) Bureaucracy costs			5.15	6.21	4.90	4.90	4.90
(iii) Starting a business			5.22	9.47	9.66	9.63	9.58
(iv) Extra payments / bribes / favoritism			5.52	6.33	4.51	5.53	5.22
(v) Licensing restrictions				7.13	7.48	7.99	8.16
(vi) Cost of tax compliance				7.15	7.50	7.47	7.47

Uganda

	1980	1990	2000	2005	2010	2012	2013
	Rating (Rank)	Rating (Rank)	Rating (Rank)	Rating (Rank)	Rating (Rank)	Rating (Rank)	Rating (Rank)
Summary Ratings (Rank)	2.79 (104)	2.80 (112)	7.00 (44)	7.04 (63)	7.33 (40)	7.22 (56)	7.30 (46)
	Rating (Data)	Rating (Data)	Rating (Data)	Rating (Data)	Rating (Data)	Rating (Data)	Rating (Data)
Area 1. Size of Government		4.52	6.73	7.54	7.66	8.02	7.44
A. Government consumption		9.57 (7.48)	7.50 (14.51)	7.16 (15.65)	7.74 (13.69)	9.18 (8.80)	8.85 (9.90)
B. Transfers and subsidies			8.94 (4.40)	9.99 (0.55)	9.89 (0.90)	9.91 (0.84)	9.91 (0.84)
C. Government enterprises and investment	2.00 (42.80)	2.00 (49.10)	4.00 (31.50)	7.00 (22.40)	7.00 (24.09)	7.00 (23.30)	7.00 (23.00)
D. Top marginal tax rate		2.00	6.50	6.00	6.00	6.00	4.00
(i) Top marginal income tax rate		3.00 (50)	8.00 (30)	8.00 (30)	8.00 (30)	8.00 (30)	5.00 (40)
(ii) Top marginal income and payroll tax rate		1.00 (59)	5.00 (40)	4.00 (41)	4.00 (41)	4.00 (41)	3.00 (50)
Area 2. Legal System and Property Rights	2.76	2.44	4.80	4.67	5.05	4.71	4.70
A. Judicial independence				4.63	4.56	3.54	3.31
B. Impartial courts			4.41	4.12	4.82	4.43	4.16
C. Protection of property rights				4.29	5.20	4.44	4.00
D. Military interference in rule of law and politics			3.33	3.33	3.33	3.33	3.33
E. Integrity of the legal system			6.67	6.67	5.83	5.83	5.83
F. Legal enforcement of contracts				3.70	4.04	4.04	4.87
G. Regulatory costs of the sale of real property				7.03	8.14	8.26	8.33
H. Reliability of police				3.97	4.95	4.57	4.54
I. Business costs of crime				4.29	4.57	3.97	3.95
Area 3. Sound Money	1.04	0.28	9.30	8.70	8.71	8.05	8.51
A. Money growth	3.12 (34.40)	0.00 (410.00)	8.73 (6.34)	8.56 (7.20)	7.33 (13.35)	8.24 (8.78)	8.52 (7.40)
B. Standard deviation of inflation	0.00 (33.80)	0.00 (52.40)	9.05 (2.39)	7.86 (5.36)	8.32 (4.21)	6.78 (8.05)	6.60 (8.49)
C. Inflation: most recent year		1.12 (44.38)	9.43 (2.83)	8.37 (8.15)	9.20 (3.98)	7.20 (14.02)	8.91 (5.46)
D. Freedom to own foreign currency bank accounts	0.00	0.00	10.00	10.00	10.00	10.00	10.00
Area 4. Freedom to Trade Internationally	2.64	1.80	7.96	6.39	7.17	7.17	7.82
A. Tariffs	7.93	3.39	5.43	5.72	7.14	7.12	7.12
(i) Revenue from trade taxes (% of trade sector)	7.93 (3.10)	2.80 (10.80)	2.51 (11.23)	4.31 (8.54)	8.61 (2.09)	8.67 (2.00)	8.67 (2.00)
(ii) Mean tariff rate		3.98 (30.10)	2.51 (11.23)	7.52 (12.40)	7.50 (12.50)	7.44 (12.80)	7.44 (12.80)
(iii) Standard deviation of tariff rates				5.33 (11.68)	5.30 (11.75)	5.24 (11.90)	5.24 (11.90)
B. Regulatory trade barriers				3.29	5.28	5.42	5.78
(i) Non-tariff trade barriers				4.12	5.63	5.25	5.68
(ii) Compliance costs of importing and exporting				2.46	4.94	5.59	5.88
C. Black-market exchange rates	0.00	2.00	10.00	10.00	10.00	10.00	10.00
D. Controls of the movement of capital and people	0.00	0.00	8.46	6.54	6.27	6.15	8.40
(i) Foreign ownership / investment restrictions				7.97	7.13	6.79	6.75
(ii) Capital controls	0.00	0.00	8.46	8.46	8.46	8.46	8.46
(iii) Freedom of foreigners to visit				3.20	3.21	3.21	10.00
Area 5. Regulation	4.72	4.95	6.21	7.92	8.06	8.13	8.01
A. Credit Market regulations	2.61	3.23	6.57	9.54	9.13	9.31	8.83
(i) Ownership of banks	2.00	2.00	2.00	10.00	10.00	10.00	10.00
(ii) Private sector credit	5.84	7.70	8.70	9.62	8.40	8.94	7.49
(iii) Interest rate controls (negative real interest rates)	0.00	0.00	9.00	9.00	9.00	9.00	9.00
B. Labor Market regulations				8.73	8.88	8.91	8.86
(i) Hiring regulations and minimum wage				10.00	10.00	10.00	10.00
(ii) Hiring and firing regulations				6.88	6.73	6.74	6.55
(iii) Centralized collective bargaining				8.69	8.55	8.74	8.59
(iv) Hours regulations				8.00	8.00	8.00	8.00
(v) Mandated cost of worker dismissal				8.79	10.00	10.00	10.00
(vi) Conscription	10.00	10.00	10.00	10.00	10.00	10.00	10.00
C. Business regulations				5.49	6.17	6.15	6.35
(i) Administrative requirements				3.82	4.89	4.64	4.56
(ii) Bureaucracy costs				2.41	6.28	6.28	6.28
(iii) Starting a business				8.10	8.02	8.15	8.30
(iv) Extra payments / bribes / favoritism				4.20	3.03	2.99	2.91
(v) Licensing restrictions				7.05	7.17	7.19	8.39
(vi) Cost of tax compliance				7.34	7.61	7.66	7.66

Ukraine

	1980	1990	2000	2005	2010	2012	2013
	Rating (Rank)	Rating (Rank)	Rating (Rank)	Rating (Rank)	Rating (Rank)	Rating (Rank)	Rating (Rank)
Summary Ratings (Rank)			4.56 (119)	5.81 (124)	5.94 (132)	6.31 (118)	6.20 (128)
	Rating (Data)	Rating (Data)	Rating (Data)	Rating (Data)	Rating (Data)	Rating (Data)	Rating (Data)
Area 1. Size of Government			4.59	6.46	6.62	6.70	6.75
A. Government consumption	4.65 (24.20)	5.16 (22.44)	3.59 (27.80)	4.38 (25.12)	4.68 (24.10)	5.38 (21.70)	5.59 (21.00)
B. Transfers and subsidies			6.26 (14.24)	3.98 (22.59)	4.28 (21.48)	4.42 (20.98)	4.42 (20.98)
C. Government enterprises and investment			4.00	10.00 (8.46)	10.00 (7.13)	10.00 (10.91)	10.00 (10.91)
D. Top marginal tax rate			4.50	7.50	7.50	7.00	7.00
(i) Top marginal income tax rate			5.00 (40)	10.00 (13)	10.00 (15)	10.00 (17)	10.00 (17)
(ii) Top marginal income and payroll tax rate			4.00 (44)	5.00 (38)	5.00 (40)	4.00 (41)	4.00 (41)
Area 2. Legal System and Property Rights			4.81	5.09	4.79	4.98	4.79
A. Judicial independence			3.17	2.56	1.80	2.03	1.69
B. Impartial courts			3.51	3.05	2.27	2.09	2.45
C. Protection of property rights			2.38	3.95	2.78	2.52	2.83
D. Military interference in rule of law and politics			8.33	8.33	8.33	8.33	8.33
E. Integrity of the legal system			6.67	6.67	6.67	6.67	6.67
F. Legal enforcement of contracts				5.28	5.36	4.95	4.80
G. Regulatory costs of the sale of real property				7.12	6.51	8.52	8.83
H. Reliability of police				3.96	3.28	3.05	2.75
I. Business costs of crime				4.93	6.08	6.66	4.75
Area 3. Sound Money		3.37	2.24	4.88	5.60	6.42	6.47
A. Money growth			3.17 (34.15)	5.27 (23.66)	6.98 (15.11)	8.91 (5.47)	8.36 (8.21)
B. Standard deviation of inflation			1.45 (21.38)	6.95 (7.64)	7.29 (6.78)	6.88 (7.80)	7.57 (6.08)
C. Inflation: most recent year		6.73 (16.34)	4.36 (28.20)	7.30 (13.52)	8.12 (9.38)	9.89 (0.56)	9.94 (-0.28)
D. Freedom to own foreign currency bank accounts		0.00	0.00	0.00	0.00	0.00	0.00
Area 4. Freedom to Trade Internationally			6.31	6.20	6.56	6.70	6.81
A. Tariffs			7.62	6.75	8.62	8.65	8.82
(i) Revenue from trade taxes (% of trade sector)			9.36 (0.96)	8.87 (1.70)	9.45 (0.82)	9.43 (0.86)	9.43 (0.86)
(ii) Mean tariff rate			9.36 (0.96)	8.64 (6.80)	9.08 (4.60)	9.10 (4.50)	9.10 (4.50)
(iii) Standard deviation of tariff rates			5.60 (11.00)	2.74 (18.16)	7.33 (6.67)	7.43 (6.44)	7.95 (5.13)
B. Regulatory trade barriers			5.51	4.84	4.75	5.37	5.55
(i) Non-tariff trade barriers			4.03	4.56	3.91	4.75	5.11
(ii) Compliance costs of importing and exporting			6.99	5.13	5.59	5.98	5.98
C. Black-market exchange rates	0.00	0.00	7.78	10.00	10.00	10.00	10.00
D. Controls of the movement of capital and people	0.00	0.00	4.34	3.22	2.88	2.79	2.86
(i) Foreign ownership / investment restrictions			7.13	4.61	4.31	4.06	4.13
(ii) Capital controls	0.00	0.00	1.54	0.77	0.00	0.00	0.00
(iii) Freedom of foreigners to visit				4.30	4.31	4.31	4.44
Area 5. Regulation			4.84	6.42	6.12	6.73	6.16
A. Credit Market regulations		0.00	5.59	9.16	8.09	8.47	6.83
(i) Ownership of banks		0.00	0.00	8.00	8.00	8.00	8.00
(ii) Private sector credit			9.76	9.47	6.26	7.40	2.48
(iii) Interest rate controls (negative real interest rates)			7.00	10.00	10.00	10.00	10.00
B. Labor Market regulations			4.51	6.17	6.03	5.84	5.37
(i) Hiring regulations and minimum wage			1.87	5.60	5.57	5.57	5.57
(ii) Hiring and firing regulations		5.83	6.25	6.34	6.32	5.57	4.88
(iii) Centralized collective bargaining			8.07	7.30	7.01	6.67	6.53
(iv) Hours regulations			5.34	8.00	8.00	8.00	6.00
(v) Mandated cost of worker dismissal				8.79	9.25	9.25	9.25
(vi) Conscription			1.00	1.00	0.00	0.00	0.00
C. Business regulations			4.43	3.95	4.25	5.88	6.28
(i) Administrative requirements			6.27	2.58	2.45	2.65	3.12
(ii) Bureaucracy costs			4.80	3.80	6.18	6.18	6.18
(iii) Starting a business			2.87	8.20	9.18	9.31	9.32
(iv) Extra payments / bribes / favoritism			3.79	5.59	2.70	2.87	3.16
(v) Licensing restrictions				3.51	2.35	8.63	9.86
(vi) Cost of tax compliance				0.00	2.64	5.63	6.08

United Arab Emirates

	1980	1990	2000	2005	2010	2012	2013
	Rating (Rank)	Rating (Rank)	Rating (Rank)	Rating (Rank)	Rating (Rank)	Rating (Rank)	Rating (Rank)
Summary Ratings (Rank)	6.09 (28)	7.46 (14)	7.28 (39)	7.71 (20)	7.91 (8)	8.10 (5)	8.15 (5)
	Rating (Data)	Rating (Data)	Rating (Data)	Rating (Data)	Rating (Data)	Rating (Data)	Rating (Data)
Area 1. Size of Government	5.19	7.43	6.11	8.09	7.94	7.79	7.80
A. Government consumption	0.37 (38.73)	2.91 (30.10)	4.71 (23.97)	8.66 (10.54)	8.06 (12.58)	8.18 (12.20)	8.21 (12.08)
B. Transfers and subsidies		9.81 (1.20)	9.71 (1.55)	9.71 (1.55)	9.71 (1.55)	8.98 (4.24)	8.98 (4.24)
C. Government enterprises and investment		7.00 (21.40)	0.00 (56.90)	4.00 (38.18)	4.00 (36.28)	4.00 (34.73)	4.00 (34.73)
D. Top marginal tax rate	10.00	10.00	10.00	10.00	10.00	10.00	10.00
(i) Top marginal income tax rate	10.00 (0)	10.00	10.00 (0)	10.00 (0)	10.00 (0)	10.00 (0)	10.00 (0)
(ii) Top marginal income and payroll tax rate				10.00 (16)	10.00 (16)	10.00 (16)	10.00 (16)
Area 2. Legal System and Property Rights	2.06	5.79	7.52	7.27	7.27	7.65	7.75
A. Judicial independence				6.30	6.80	7.45	7.68
B. Impartial courts			7.55	6.35	5.66	6.39	6.57
C. Protection of property rights				6.82	6.35	7.31	7.43
D. Military interference in rule of law and politics			8.33	8.33	8.33	8.33	8.33
E. Integrity of the legal system			6.67	6.67	6.67	6.67	6.67
F. Legal enforcement of contracts				4.83	4.83	5.33	5.33
G. Regulatory costs of the sale of real property				9.30	9.30	9.76	9.90
H. Reliability of police				8.23	8.55	8.42	8.65
I. Business costs of crime				8.63	8.98	9.22	9.20
Area 3. Sound Money	7.93	9.44	7.75	7.60	8.32	8.64	8.64
A. Money growth	5.46 (22.70)	9.27 (3.66)	8.87 (5.66)	6.65 (16.75)	8.21 (8.95)	9.46 (2.71)	8.70 (6.52)
B. Standard deviation of inflation	8.08 (4.79)	9.32 (1.69)	6.49 (8.78)	6.62 (8.45)	5.23 (11.92)	5.22 (11.95)	6.06 (9.84)
C. Inflation: most recent year	8.18 (9.10)	9.18 (4.10)	5.63 (21.83)	7.14 (14.29)	9.82 (0.88)	9.87 (0.66)	9.78 (1.10)
D. Freedom to own foreign currency bank accounts	10.00	10.00	10.00	10.00	10.00	10.00	10.00
Area 4. Freedom to Trade Internationally	10.00	8.33	8.58	8.10	8.10	8.20	8.26
A. Tariffs	10.00	10.00	9.60	8.87	8.67	8.82	8.81
(i) Revenue from trade taxes (% of trade sector)	10.00 (0.00)	10.00 (0.00)	10.00 (0.00)	10.00 (0.00)	10.00 (0.00)	10.00 (0.00)	10.00 (0.00)
(ii) Mean tariff rate			10.00 (0.00)	9.04 (4.80)	9.02 (4.90)	9.06 (4.70)	9.06 (4.70)
(iii) Standard deviation of tariff rates				7.56 (6.10)	7.00 (7.50)	7.39 (6.53)	7.37 (6.58)
B. Regulatory trade barriers				8.11	8.40	8.35	8.33
(i) Non-tariff trade barriers				7.62	7.65	7.55	7.52
(ii) Compliance costs of importing and exporting				8.60	9.14	9.14	9.14
C. Black-market exchange rates	10.00	10.00	10.00	10.00	10.00	10.00	10.00
D. Controls of the movement of capital and people	10.00	5.00	6.15	5.42	5.31	5.63	5.89
(i) Foreign ownership / investment restrictions				6.69	6.68	7.63	7.81
(ii) Capital controls	10.00	5.00	6.15	6.15	5.83	5.83	5.83
(iii) Freedom of foreigners to visit				3.40	3.43	3.43	4.02
Area 5. Regulation	5.28	6.33	6.45	7.46	7.93	8.23	8.31
A. Credit Market regulations	6.85	6.49	6.86	7.74	7.64	8.33	8.33
(i) Ownership of banks	5.00	5.00	5.00	5.00	5.00	5.00	5.00
(ii) Private sector credit	8.71	7.98	8.71	8.21	7.92	10.00	10.00
(iii) Interest rate controls (negative real interest rates)				10.00	10.00	10.00	10.00
B. Labor Market regulations				7.48	8.50	8.42	8.55
(i) Hiring regulations and minimum wage				10.00	10.00	10.00	10.00
(ii) Hiring and firing regulations				6.21	6.59	6.09	6.76
(iii) Centralized collective bargaining				8.47	8.38	8.41	8.57
(iv) Hours regulations				8.00	6.00	6.00	6.00
(v) Mandated cost of worker dismissal				2.21	10.00	10.00	10.00
(vi) Conscription	3.00	10.00	10.00	10.00	10.00	10.00	10.00
C. Business regulations				7.15	7.66	7.94	8.05
(i) Administrative requirements				5.56	5.60	6.54	7.00
(ii) Bureaucracy costs				2.18	2.98	2.98	2.98
(iii) Starting a business				8.03	9.52	9.68	9.68
(iv) Extra payments / bribes / favoritism				8.07	7.97	8.63	8.77
(v) Licensing restrictions				9.21	9.99	9.98	10.00
(vi) Cost of tax compliance				9.87	9.87	9.87	9.87

United Kingdom

	1980	1990	2000	2005	2010	2012	2013
	Rating (Rank)	Rating (Rank)	Rating (Rank)	Rating (Rank)	Rating (Rank)	Rating (Rank)	Rating (Rank)
Summary Ratings (Rank)	6.72 (14)	8.18 (5)	8.50 (6)	8.26 (5)	7.80 (10)	7.83 (12)	7.87 (10)
	Rating (Data)	Rating (Data)	Rating (Data)	Rating (Data)	Rating (Data)	Rating (Data)	Rating (Data)
Area 1. Size of Government	3.94	5.65	6.13	6.29	5.18	5.28	6.10
A. Government consumption	3.93 (26.62)	4.52 (24.63)	5.23 (22.22)	4.32 (25.31)	3.98 (26.46)	4.47 (24.80)	4.76 (23.80)
B. Transfers and subsidies	5.83 (15.80)	6.08 (14.90)	6.31 (14.05)	6.33 (13.97)	5.75 (16.10)	5.64 (16.51)	5.64 (16.51)
C. Government enterprises and investment	6.00 (29.10)	8.00 (15.30)	10.00 (9.34)	10.00 (7.21)	8.00 (18.60)	8.00 (15.71)	10.00 (14.06)
D. Top marginal tax rate	0.00	4.00	5.00	4.50	3.00	3.00	4.00
(i) Top marginal income tax rate	0.00 (83)	5.00 (40)	6.00 (40)	5.00 (41)	5.00 (50)	5.00 (50)	6.00 (45)
(ii) Top marginal income and payroll tax rate		3.00 (48)	4.00 (48)	4.00 (48)	1.00 (66)	1.00 (68)	2.00 (64)
Area 2. Legal System and Property Rights	7.05	7.73	9.29	8.27	7.97	7.83	7.81
A. Judicial independence			9.02	8.74	8.66	8.72	8.67
B. Impartial courts			9.02	8.38	6.79	7.28	7.36
C. Protection of property rights			8.44	9.09	8.34	8.60	8.70
D. Military interference in rule of law and politics			10.00	10.00	10.00	10.00	10.00
E. Integrity of the legal system			10.00	9.17	9.17	8.33	8.33
F. Legal enforcement of contracts				6.00	5.95	4.75	4.75
G. Regulatory costs of the sale of real property				8.26	7.91	8.05	8.08
H. Reliability of police				7.51	7.77	7.79	7.68
I. Business costs of crime				7.25	7.15	6.91	6.74
Area 3. Sound Money	5.96	9.48	9.31	9.45	9.58	9.76	9.72
A. Money growth	8.57 (7.17)	9.75 (1.27)	8.14 (9.31)	8.54 (7.30)	9.26 (3.70)	9.84 (-0.81)	9.66 (-1.71)
B. Standard deviation of inflation	9.04 (2.40)	9.45 (1.38)	9.69 (0.77)	9.82 (0.44)	9.73 (0.67)	9.75 (0.62)	9.74 (0.64)
C. Inflation: most recent year	6.23 (18.84)	8.72 (6.42)	9.41 (2.93)	9.43 (2.83)	9.34 (3.29)	9.44 (2.82)	9.49 (2.55)
D. Freedom to own foreign currency bank accounts	0.00	10.00	10.00	10.00	10.00	10.00	10.00
Area 4. Freedom to Trade Internationally	9.63	9.47	9.40	8.79	8.78	8.55	8.09
A. Tariffs	8.89	8.41	9.18	8.39	8.34	8.21	8.25
(i) Revenue from trade taxes (% of trade sector)	9.53 (0.70)	9.60 (0.60)	9.78 (0.33)	9.59 (0.62)	9.63 (0.55)	9.63 (0.55)	9.64 (0.54)
(ii) Mean tariff rate	8.24 (8.80)	8.52 (7.40)	9.78 (0.33)	9.46 (2.70)	8.98 (5.10)	8.90 (5.50)	8.90 (5.50)
(iii) Standard deviation of tariff rates		7.12 (7.20)	8.24 (4.40)	6.13 (9.67)	6.41 (8.98)	6.11 (9.74)	6.22 (9.46)
B. Regulatory trade barriers			9.32	8.07	8.36	7.81	7.60
(i) Non-tariff trade barriers			8.97	7.23	7.51	6.49	6.08
(ii) Compliance costs of importing and exporting			9.67	8.91	9.20	9.12	9.12
C. Black-market exchange rates	10.00	10.00	10.00	10.00	10.00	10.00	10.00
D. Controls of the movement of capital and people	10.00	10.00	9.10	8.68	8.43	8.20	6.51
(i) Foreign ownership / investment restrictions			9.75	8.59	7.99	7.94	8.03
(ii) Capital controls	10.00	10.00	8.46	8.46	8.33	7.69	4.62
(iii) Freedom of foreigners to visit				9.00	8.96	8.96	6.88
Area 5. Regulation	7.00	8.59	8.36	8.50	7.47	7.73	7.62
A. Credit Market regulations	7.33	9.93	10.00	9.43	7.37	7.91	7.58
(i) Ownership of banks	10.00	10.00	10.00	10.00	10.00	10.00	10.00
(ii) Private sector credit	8.00	9.79	10.00	8.30	3.11	5.72	4.75
(iii) Interest rate controls (negative real interest rates)	4.00	10.00	10.00	10.00	9.00	8.00	8.00
B. Labor Market regulations	6.67	7.24	6.92	8.47	8.25	8.27	8.21
(i) Hiring regulations and minimum wage			4.61	8.90	8.90	8.90	8.90
(ii) Hiring and firing regulations		7.39	4.90	5.83	5.67	5.78	5.76
(iii) Centralized collective bargaining	5.18	6.21	8.60	8.10	7.87	8.03	8.07
(iv) Hours regulations	4.84	5.37	6.51	10.00	8.00	8.00	8.00
(v) Mandated cost of worker dismissal				7.96	9.08	8.92	8.53
(vi) Conscription	10.00	10.00	10.00	10.00	10.00	10.00	10.00
C. Business regulations			8.17	7.60	6.77	7.02	7.05
(i) Administrative requirements			7.93	3.80	3.50	4.57	4.76
(ii) Bureaucracy costs			8.03	5.90	1.90	1.90	1.90
(iii) Starting a business			7.73	9.58	9.58	9.61	9.80
(iv) Extra payments / bribes / favoritism			8.97	9.04	7.70	7.92	7.88
(v) Licensing restrictions				8.45	9.19	9.36	9.20
(vi) Cost of tax compliance				8.82	8.77	8.77	8.77

United States

	1980	1990	2000	2005	2010	2012	2013
	Rating (Rank)	Rating (Rank)	Rating (Rank)	Rating (Rank)	Rating (Rank)	Rating (Rank)	Rating (Rank)
Summary Ratings (Rank)	8.07 (2)	8.43 (3)	8.65 (2)	8.22 (6)	7.76 (12)	7.81 (13)	7.73 (16)
	Rating (Data)	Rating (Data)	Rating (Data)	Rating (Data)	Rating (Data)	Rating (Data)	Rating (Data)
Area 1. Size of Government	5.17	6.71	7.03	7.13	6.39	6.96	6.61
A. Government consumption	5.53 (21.21)	5.66 (20.76)	6.59 (17.60)	6.34 (18.43)	5.85 (20.10)	6.29 (18.60)	6.41 (18.20)
B. Transfers and subsidies	7.17 (10.90)	6.68 (12.70)	6.54 (13.19)	6.69 (12.66)	5.69 (16.31)	6.03 (15.06)	6.03 (15.06)
C. Government enterprises and investment	8.00 (17.71)	8.00 (18.28)	8.00 (15.59)	8.00 (16.25)	7.00 (22.67)	8.00 (19.26)	8.00 (17.69)
D. Top marginal tax rate	0.00	6.50	7.00	7.50	7.00	7.50	6.00
(i) Top marginal income tax rate	0.00 (70-75)	7.00 (33-42)	7.00 (40-46)	8.00 (35-42)	7.00 (35-41)	8.00 (35-42)	7.00 (40-47)
(ii) Top marginal income and payroll tax rate		6.00 (36-45)	7.00 (42-49)	7.00 (37-44)	7.00 (37-44)	7.00 (37-44)	5.00 (43-50)
Area 2. Legal System and Property Rights	8.35	8.35	9.23	7.54	7.14	7.02	6.97
A. Judicial independence			8.02	6.60	6.57	6.74	6.84
B. Impartial courts			9.02	6.80	5.63	5.88	6.09
C. Protection of property rights			9.10	8.05	6.76	6.95	7.25
D. Military interference in rule of law and politics			10.00	6.67	6.67	6.67	6.67
E. Integrity of the legal system			10.00	8.33	8.33	8.33	8.33
F. Legal enforcement of contracts				7.33	7.33	6.56	5.45
G. Regulatory costs of the sale of real property				9.61	9.51	8.66	8.92
H. Reliability of police				7.82	7.60	7.80	7.89
I. Business costs of crime				6.66	5.89	5.57	5.33
Area 3. Sound Money	9.22	9.68	9.78	9.76	9.68	9.32	9.42
A. Money growth	9.25 (3.75)	9.86 (-0.72)	9.94 (-0.28)	9.92 (-0.41)	9.46 (2.69)	7.95 (10.23)	8.18 (9.12)
B. Standard deviation of inflation	9.54 (1.15)	9.71 (0.72)	9.84 (0.40)	9.79 (0.52)	9.58 (1.05)	9.75 (0.62)	9.80 (0.51)
C. Inflation: most recent year	8.10 (9.51)	9.13 (4.34)	9.32 (3.38)	9.32 (3.39)	9.67 (1.64)	9.59 (2.07)	9.71 (1.46)
D. Freedom to own foreign currency bank accounts	10.00	10.00	10.00	10.00	10.00	10.00	10.00
Area 4. Freedom to Trade Internationally	8.97	8.74	8.78	8.06	7.72	7.70	7.36
A. Tariffs	8.90	8.23	8.12	8.38	8.43	8.44	8.41
(i) Revenue from trade taxes (% of trade sector)	9.27 (1.10)	9.00 (1.50)	9.44 (0.84)	9.49 (0.76)	9.55 (0.68)	9.55 (0.68)	9.53 (0.70)
(ii) Mean tariff rate	8.54 (7.30)	8.76 (6.20)	9.44 (0.84)	9.36 (3.20)	9.30 (3.50)	9.32 (3.40)	9.32 (3.40)
(iii) Standard deviation of tariff rates		6.92 (7.70)	5.72 (10.70)	6.28 (9.31)	6.43 (8.93)	6.45 (8.87)	6.38 (9.04)
B. Regulatory trade barriers			8.81	8.03	7.66	7.56	7.47
(i) Non-tariff trade barriers			8.12	6.72	5.97	5.77	5.61
(ii) Compliance costs of importing and exporting			9.50	9.35	9.35	9.35	9.32
C. Black-market exchange rates	10.00	10.00	10.00	10.00	10.00	10.00	10.00
D. Controls of the movement of capital and people	8.00	8.00	8.21	5.84	4.80	4.80	3.58
(i) Foreign ownership / investment restrictions			9.49	7.28	6.46	6.46	6.46
(ii) Capital controls	8.00	8.00	6.92	6.15	3.85	3.85	3.85
(iii) Freedom of foreigners to visit				4.10	4.09	4.09	0.42
Area 5. Regulation	8.63	8.66	8.43	8.61	7.88	8.06	8.27
A. Credit Market regulations	9.52	9.64	9.81	9.43	7.88	8.49	9.06
(i) Ownership of banks	10.00	10.00	10.00	10.00	10.00	10.00	10.00
(ii) Private sector credit	8.55	8.93	9.43	8.30	3.63	5.47	7.17
(iii) Interest rate controls (negative real interest rates)	10.00	10.00	10.00	10.00	10.00	10.00	10.00
B. Labor Market regulations	7.74	7.68	7.17	9.14	9.06	9.01	9.03
(i) Hiring regulations and minimum wage			3.82	10.00	10.00	10.00	10.00
(ii) Hiring and firing regulations		7.15	6.65	7.01	6.84	6.53	6.43
(iii) Centralized collective bargaining	7.59	7.59	8.35	7.83	7.49	7.53	7.73
(iv) Hours regulations	5.63	5.98	7.01	10.00	10.00	10.00	10.00
(v) Mandated cost of worker dismissal				10.00	10.00	10.00	10.00
(vi) Conscription	10.00	10.00	10.00	10.00	10.00	10.00	10.00
C. Business regulations			8.32	7.26	6.71	6.67	6.72
(i) Administrative requirements			7.92	4.29	4.03	4.00	3.99
(ii) Bureaucracy costs			8.15	5.93	2.59	2.59	2.59
(iii) Starting a business			8.40	9.80	9.79	9.82	9.81
(iv) Extra payments / bribes / favoritism			8.82	7.23	5.99	6.19	6.24
(v) Licensing restrictions				9.98	9.98	9.41	9.64
(vi) Cost of tax compliance				6.36	7.90	8.04	8.04

Uruguay

	1980	1990	2000	2005	2010	2012	2013
	Rating (Rank)	Rating (Rank)	Rating (Rank)	Rating (Rank)	Rating (Rank)	Rating (Rank)	Rating (Rank)
Summary Ratings (Rank)	6.33 (22)	6.60 (31)	7.08 (42)	7.05 (62)	7.31 (44)	7.33 (42)	7.18 (62)
	Rating (Data)	Rating (Data)	Rating (Data)	Rating (Data)	Rating (Data)	Rating (Data)	Rating (Data)
Area 1. Size of Government	7.82	7.67	6.53	7.25	6.81	7.37	6.93
A. Government consumption	7.61 (14.11)	6.83 (16.77)	7.40 (14.84)	7.88 (13.19)	6.94 (16.39)	6.91 (16.50)	6.65 (17.40)
B. Transfers and subsidies	7.66 (9.10)	6.87 (12.00)	5.20 (18.10)	6.60 (13.00)	6.29 (14.10)	6.08 (14.90)	6.08 (14.90)
C. Government enterprises and investment	6.00 (29.00)	7.00 (23.00)	6.00 (25.20)	7.00 (20.41)	6.00 (27.50)	8.00 (18.36)	7.00 (20.10)
D. Top marginal tax rate	10.00	10.00	7.50	7.50	8.00	8.50	8.00
(i) Top marginal income tax rate	10.00 (0)	10.00 (0)	10.00 (0)	10.00 (0)	9.00 (25)	9.00 (30)	9.00 (30)
(ii) Top marginal income and payroll tax rate			5.00 (36)	5.00 (36)	7.00 (31)	8.00 (35)	7.00 (39)
Area 2. Legal System and Property Rights	5.61	6.28	6.39	5.57	5.89	5.42	5.47
A. Judicial independence				6.55	7.13	7.36	7.69
B. Impartial courts			6.67	5.47	5.26	4.89	4.90
C. Protection of property rights			5.53	6.26	6.75	6.45	6.50
D. Military interference in rule of law and politics			8.33	8.19	6.67	5.83	5.83
E. Integrity of the legal system			5.00	4.17	4.17	4.17	4.17
F. Legal enforcement of contracts				3.88	3.88	3.85	3.85
G. Regulatory costs of the sale of real property				6.42	6.42	6.42	6.45
H. Reliability of police				4.84	6.02	4.89	5.14
I. Business costs of crime				4.35	6.68	4.90	4.69
Area 3. Sound Money	4.18	3.76	8.39	8.18	8.98	9.18	8.95
A. Money growth	1.45 (42.73)	0.00 (54.79)	8.49 (7.57)	6.89 (15.53)	7.90 (10.51)	9.03 (4.86)	8.14 (9.31)
B. Standard deviation of inflation	5.28 (11.81)	5.03 (12.43)	6.04 (9.89)	6.76 (8.11)	9.36 (1.60)	9.32 (1.70)	9.39 (1.52)
C. Inflation: most recent year	0.00 (54.76)	0.00 (100.39)	9.05 (4.76)	9.06 (4.70)	8.66 (6.68)	8.38 (8.10)	8.28 (8.58)
D. Freedom to own foreign currency bank accounts	10.00	10.00	10.00	10.00	10.00	10.00	10.00
Area 4. Freedom to Trade Internationally	8.02	8.65	8.18	7.84	8.14	7.99	7.91
A. Tariffs	4.07	5.94	7.72	7.73	7.77	7.78	7.78
(i) Revenue from trade taxes (% of trade sector)	4.07 (8.90)	6.27 (5.60)	8.71 (1.93)	8.43 (2.35)	8.65 (2.03)	8.63 (2.06)	8.63 (2.06)
(ii) Mean tariff rate		3.90 (30.50)	8.71 (1.93)	8.02 (9.90)	7.90 (10.50)	7.90 (10.50)	7.90 (10.50)
(iii) Standard deviation of tariff rates		7.64 (5.90)	6.68 (8.30)	6.74 (8.16)	6.77 (8.09)	6.81 (7.98)	6.81 (7.98)
B. Regulatory trade barriers			6.25	6.22	6.96	6.81	6.97
(i) Non-tariff trade barriers			6.25	5.73	6.56	5.80	5.91
(ii) Compliance costs of importing and exporting				6.72	7.37	7.82	8.03
C. Black-market exchange rates	10.00	10.00	10.00	10.00	10.00	10.00	10.00
D. Controls of the movement of capital and people	10.00	10.00	8.74	7.40	7.82	7.38	6.90
(i) Foreign ownership / investment restrictions			9.02	6.74	8.02	7.48	7.14
(ii) Capital controls	10.00	10.00	8.46	8.46	8.46	7.69	7.69
(iii) Freedom of foreigners to visit				7.00	6.97	6.97	5.87
Area 5. Regulation	6.00	6.63	5.91	6.43	6.74	6.68	6.62
A. Credit Market regulations	5.50	7.67	5.75	6.71	8.14	7.94	7.86
(i) Ownership of banks	5.00	5.00	5.00	2.00	5.00	5.00	5.00
(ii) Private sector credit		10.00	7.25	9.13	9.43	8.81	8.58
(iii) Interest rate controls (negative real interest rates)	6.00	8.00	5.00	9.00	10.00	10.00	10.00
B. Labor Market regulations			5.89	6.43	5.78	5.76	5.61
(i) Hiring regulations and minimum wage			2.56	6.70	6.67	6.67	5.57
(ii) Hiring and firing regulations			4.12	3.29	3.28	3.13	3.21
(iii) Centralized collective bargaining			6.90	3.47	2.14	2.13	2.28
(iv) Hours regulations				8.00	8.00	8.00	8.00
(v) Mandated cost of worker dismissal				7.13	4.61	4.61	4.61
(vi) Conscription	10.00	10.00	10.00	10.00	10.00	10.00	10.00
C. Business regulations			6.09	6.16	6.29	6.34	6.39
(i) Administrative requirements			6.75	3.50	3.52	3.86	3.97
(ii) Bureaucracy costs			6.48	4.96	4.31	4.31	4.31
(iii) Starting a business			5.00	7.56	9.51	9.55	9.55
(iv) Extra payments / bribes / favoritism			6.11	7.49	7.20	7.13	7.22
(v) Licensing restrictions				6.85	6.97	6.66	6.82
(vi) Cost of tax compliance				6.59	6.23	6.53	6.50

Venezuela

	1980	1990	2000	2005	2010	2012	2013
	Rating (Rank)	Rating (Rank)	Rating (Rank)	Rating (Rank)	Rating (Rank)	Rating (Rank)	Rating (Rank)
Summary Ratings (Rank)	6.72 (14)	5.55 (56)	5.83 (94)	4.73 (137)	4.01 (153)	3.88 (153)	3.23 (157)
	Rating (Data)	Rating (Data)	Rating (Data)	Rating (Data)	Rating (Data)	Rating (Data)	Rating (Data)
Area 1. Size of Government	6.29	5.95	5.95	4.91	4.96	4.88	4.71
A. Government consumption	6.56 (17.68)	8.25 (11.95)	6.06 (19.39)	6.36 (18.37)	7.06 (16.00)	6.74 (17.10)	7.06 (15.99)
B. Transfers and subsidies	9.59 (2.00)	8.56 (5.80)	7.74 (8.79)	5.77 (16.01)	5.77 (16.01)	5.77 (16.01)	5.77 (16.01)
C. Government enterprises and investment	2.00 (45.60)	0.00 (65.20)	2.00 (42.36)	2.00 (42.36)	0.00 (60.59)	0.00 (60.59)	0.00 (60.59)
D. Top marginal tax rate	7.00	7.00	8.00	5.50	7.00	7.00	6.00
(i) Top marginal income tax rate	7.00 (45)	7.00 (45)	8.00 (35)	7.00 (34)	8.00 (34)	8.00 (34)	7.00 (34)
(ii) Top marginal income and payroll tax rate		7.00 (45)	8.00 (35)	4.00 (49)	6.00 (41)	6.00 (41)	5.00 (41)
Area 2. Legal System and Property Rights	6.22	5.70	3.75	2.77	2.48	2.20	2.03
A. Judicial independence			1.67	0.31	1.08	0.19	0.19
B. Impartial courts			3.67	0.93	1.24	1.06	0.64
C. Protection of property rights			3.40	2.27	1.25	1.02	0.87
D. Military interference in rule of law and politics			3.33	0.83	0.83	0.83	0.83
E. Integrity of the legal system			6.67	5.00	1.67	1.67	1.67
F. Legal enforcement of contracts				3.97	3.97	3.21	3.21
G. Regulatory costs of the sale of real property				8.42	8.46	8.46	8.20
H. Reliability of police				1.82	1.99	1.53	1.21
I. Business costs of crime				1.36	1.81	1.87	1.48
Area 3. Sound Money	7.40	4.74	5.56	5.10	4.72	4.73	2.74
A. Money growth	7.79 (11.04)	7.28 (13.58)	5.48 (22.60)	3.12 (34.40)	5.90 (20.49)	4.16 (29.22)	2.77 (36.16)
B. Standard deviation of inflation	7.02 (7.44)	0.00 (30.17)	0.00 (39.24)	5.49 (11.29)	3.81 (15.48)	3.96 (15.10)	1.31 (21.73)
C. Inflation: most recent year	4.80 (26.02)	1.66 (41.71)	6.76 (16.21)	6.81 (15.95)	4.19 (29.06)	5.79 (21.07)	1.87 (40.64)
D. Freedom to own foreign currency bank accounts	10.00	10.00	10.00	5.00	5.00	5.00	5.00
Area 4. Freedom to Trade Internationally	8.67	6.41	7.86	5.61	3.47	3.25	3.17
A. Tariffs	8.00	4.22	7.61	7.64	7.80	7.53	7.51
(i) Revenue from trade taxes (% of trade sector)	8.00 (3.00)	8.53 (2.20)	7.89 (3.16)	8.45 (2.33)	8.45 (2.33)	8.45 (2.33)	8.45 (2.33)
(ii) Mean tariff rate		3.88 (30.60)	7.89 (3.16)	7.44 (12.80)	7.50 (12.50)	7.34 (13.30)	7.34 (13.30)
(iii) Standard deviation of tariff rates		0.24 (24.40)	7.64 (5.90)	7.04 (7.41)	7.45 (6.38)	6.81 (7.98)	6.75 (8.11)
B. Regulatory trade barriers			5.68	4.04	2.59	2.19	2.38
(i) Non-tariff trade barriers			4.87	4.78	3.56	3.90	4.28
(ii) Compliance costs of importing and exporting			6.49	3.30	1.62	0.47	0.47
C. Black-market exchange rates	10.00	10.00	10.00	5.13	0.00	0.00	0.00
D. Controls of the movement of capital and people	8.00	5.00	8.15	5.64	3.49	3.28	2.81
(i) Foreign ownership / investment restrictions			9.37	5.03	3.18	2.56	2.21
(ii) Capital controls	8.00	5.00	6.92	5.38	0.77	0.77	0.77
(iii) Freedom of foreigners to visit				6.50	6.53	6.53	5.45
Area 5. Regulation	5.04	4.93	6.05	5.27	4.40	4.36	3.52
A. Credit Market regulations	6.09	6.00	8.55	9.33	5.93	6.15	4.76
(i) Ownership of banks	5.00	8.00	8.00	8.00	5.00	5.00	5.00
(ii) Private sector credit	9.26	10.00	9.64	10.00	7.79	3.44	4.29
(iii) Interest rate controls (negative real interest rates)	4.00	0.00	8.00	10.00	5.00	10.00	5.00
B. Labor Market regulations		3.87	4.03	3.06	3.61	3.35	2.29
(i) Hiring regulations and minimum wage			4.07	3.30	3.33	3.33	2.23
(ii) Hiring and firing regulations		4.36	4.55	1.69	2.16	1.13	0.68
(iii) Centralized collective bargaining	7.24	7.24	5.83	4.29	4.55	4.27	4.53
(iv) Hours regulations			5.68	6.00	8.00	8.00	4.00
(v) Mandated cost of worker dismissal							
(vi) Conscription	0.00	0.00	0.00	0.00	0.00	0.00	0.00
C. Business regulations			5.57	3.43	3.67	3.59	3.49
(i) Administrative requirements			6.42	1.39	1.97	1.41	1.00
(ii) Bureaucracy costs			6.15	3.73	5.66	5.66	5.66
(iii) Starting a business			4.68	6.40	6.39	6.29	6.14
(iv) Extra payments / bribes / favoritism			5.02	4.44	2.98	2.26	2.05
(v) Licensing restrictions				4.30	4.71	4.82	5.00
(vi) Cost of tax compliance				0.32	0.32	1.12	1.12

Vietnam

	1980	1990	2000	2005	2010	2012	2013
	Rating (Rank)	Rating (Rank)	Rating (Rank)	Rating (Rank)	Rating (Rank)	Rating (Rank)	Rating (Rank)
Summary Ratings (Rank)				6.19 (102)	6.35 (113)	6.42 (112)	6.46 (109)
	Rating (Data)	Rating (Data)	Rating (Data)	Rating (Data)	Rating (Data)	Rating (Data)	Rating (Data)
Area 1. Size of Government				6.58	7.04	7.65	7.62
A. Government consumption				9.17 (8.83)	9.08 (9.14)	9.29 (8.40)	9.24 (8.60)
B. Transfers and subsidies							
C. Government enterprises and investment							
D. Top marginal tax rate				4.00	5.00	6.00	6.00
(i) Top marginal income tax rate				5.00 (40)	5.00 (36)	7.00 (35)	7.00 (35)
(ii) Top marginal income and payroll tax rate				3.00 (52)	5.00 (36)	5.00 (36)	5.00 (36)
Area 2. Legal System and Property Rights				5.86	5.88	5.44	5.40
A. Judicial independence				4.13	4.33	3.94	4.00
B. Impartial courts				4.60	4.39	3.94	3.89
C. Protection of property rights				5.72	4.52	4.18	4.34
D. Military interference in rule of law and politics				5.00	5.00	5.00	5.00
E. Integrity of the legal system				6.67	6.67	6.67	6.67
F. Legal enforcement of contracts				6.36	6.51	5.69	5.69
G. Regulatory costs of the sale of real property				8.34	8.73	8.73	8.73
H. Reliability of police				5.88	6.96	4.60	4.45
I. Business costs of crime				6.00	5.85	6.27	5.86
Area 3. Sound Money				6.30	5.93	5.97	6.24
A. Money growth				7.95 (10.27)	8.02 (9.92)	8.41 (7.96)	8.83 (5.87)
B. Standard deviation of inflation				8.90 (2.76)	7.46 (6.35)	7.29 (6.77)	7.46 (6.35)
C. Inflation: most recent year				8.35 (8.27)	8.23 (8.86)	8.18 (9.09)	8.68 (6.59)
D. Freedom to own foreign currency bank accounts				0.00	0.00	0.00	0.00
Area 4. Freedom to Trade Internationally				5.84	6.28	6.41	6.46
A. Tariffs				5.80	7.14	7.22	7.23
(i) Revenue from trade taxes (% of trade sector)				8.16 (2.76)	8.16 (2.76)	8.16 (2.76)	8.16 (2.76)
(ii) Mean tariff rate				7.36 (13.20)	8.04 (9.80)	8.10 (9.50)	8.10 (9.50)
(iii) Standard deviation of tariff rates				1.87 (20.33)	5.22 (11.96)	5.40 (11.50)	5.44 (11.40)
B. Regulatory trade barriers				5.53	5.77	6.06	6.26
(i) Non-tariff trade barriers				4.35	4.54	5.02	5.43
(ii) Compliance costs of importing and exporting				6.72	7.01	7.09	7.09
C. Black-market exchange rates				10.00	10.00	10.00	10.00
D. Controls of the movement of capital and people				2.05	2.22	2.37	2.35
(i) Foreign ownership / investment restrictions				5.54	5.35	5.79	5.70
(ii) Capital controls				0.00	0.77	0.77	0.77
(iii) Freedom of foreigners to visit				0.60	0.55	0.55	0.59
Area 5. Regulation				6.39	6.64	6.63	6.58
A. Credit Market regulations				9.54	9.63	9.15	9.14
(i) Ownership of banks							
(ii) Private sector credit				9.09	9.26	8.29	8.29
(iii) Interest rate controls (negative real interest rates)				10.00	10.00	10.00	10.00
B. Labor Market regulations				5.38	5.50	5.52	5.34
(i) Hiring regulations and minimum wage				10.00	7.23	8.90	7.77
(ii) Hiring and firing regulations				5.41	5.44	4.83	4.86
(iii) Centralized collective bargaining				6.24	7.79	6.90	6.90
(iv) Hours regulations				8.70	10.00	10.00	10.00
(v) Mandated cost of worker dismissal				1.93	2.52	2.52	2.52
(vi) Conscription				0.00	0.00	0.00	0.00
C. Business regulations				4.25	4.79	5.21	5.26
(i) Administrative requirements				2.30	2.85	3.43	3.47
(ii) Bureaucracy costs				3.98	6.31	6.31	6.31
(iii) Starting a business				8.14	8.48	8.83	8.86
(iv) Extra payments / bribes / favoritism				4.05	3.63	3.51	3.63
(v) Licensing restrictions				7.00	7.46	8.96	9.06
(vi) Cost of tax compliance				0.00	0.00	0.23	0.23

Yemen, Republic

	1980	1990	2000	2005	2010	2012	2013
	Rating (Rank)	Rating (Rank)	Rating (Rank)	Rating (Rank)	Rating (Rank)	Rating (Rank)	Rating (Rank)
Summary Ratings (Rank)					6.33 (115)	6.34 (116)	6.28 (124)
	Rating (Data)	Rating (Data)	Rating (Data)	Rating (Data)	Rating (Data)	Rating (Data)	Rating (Data)
Area 1. Size of Government					6.60	7.14	7.15
A. Government consumption					8.04 (12.67)	6.55 (17.72)	6.58 (17.61)
B. Transfers and subsidies					7.77 (8.68)	9.02 (4.10)	9.02 (4.10)
C. Government enterprises and investment					4.00 (39.65)	4.00 (39.65)	4.00 (39.65)
D. Top marginal tax rate						9.00	9.00
(i) Top marginal income tax rate						10.00 (15)	10.00 (15)
(ii) Top marginal income and payroll tax rate						8.00 (27)	8.00 (27)
Area 2. Legal System and Property Rights					4.21	3.83	3.83
A. Judicial independence					1.28	2.06	2.13
B. Impartial courts					1.82	2.38	2.32
C. Protection of property rights					3.87	3.72	3.47
D. Military interference in rule of law and politics					6.67	5.00	5.83
E. Integrity of the legal system					3.33	3.33	3.33
F. Legal enforcement of contracts					5.54	3.99	3.78
G. Regulatory costs of the sale of real property					8.39	8.39	9.05
H. Reliability of police					1.77	2.16	2.12
I. Business costs of crime					5.22	3.42	2.41
Area 3. Sound Money					7.75	7.74	8.09
A. Money growth					8.37 (-8.15)	9.83 (-0.84)	9.69 (-1.55)
B. Standard deviation of inflation					4.85 (12.89)	4.57 (13.56)	4.88 (12.79)
C. Inflation: most recent year					7.77 (11.17)	6.54 (17.29)	7.81 (10.97)
D. Freedom to own foreign currency bank accounts					10.00	10.00	10.00
Area 4. Freedom to Trade Internationally					6.97	6.77	6.82
A. Tariffs					8.12	8.35	8.20
(i) Revenue from trade taxes (% of trade sector)							
(ii) Mean tariff rate						8.50 (7.50)	8.50 (7.50)
(iii) Standard deviation of tariff rates					8.12 (4.70)	8.20 (4.50)	7.90 (5.25)
B. Regulatory trade barriers					6.25	5.18	5.38
(i) Non-tariff trade barriers					6.17	4.18	4.71
(ii) Compliance costs of importing and exporting					6.34	6.17	6.05
C. Black-market exchange rates					10.00	10.00	10.00
D. Controls of the movement of capital and people					3.51	3.55	3.70
(i) Foreign ownership / investment restrictions					3.40	3.51	3.41
(ii) Capital controls					6.92	6.92	6.92
(iii) Freedom of foreigners to visit					0.22	0.22	0.75
Area 5. Regulation					6.13	6.20	5.50
A. Credit Market regulations					6.56	7.04	5.00
(i) Ownership of banks							
(ii) Private sector credit					4.12	4.08	0.00
(iii) Interest rate controls (negative real interest rates)					9.00	10.00	10.00
B. Labor Market regulations					5.50	5.38	5.37
(i) Hiring regulations and minimum wage					8.90	8.90	8.90
(ii) Hiring and firing regulations					5.61	4.92	4.75
(iii) Centralized collective bargaining					7.99	7.95	8.06
(iv) Hours regulations					8.00	8.00	8.00
(v) Mandated cost of worker dismissal					2.52	2.52	2.52
(vi) Conscription					0.00	0.00	0.00
C. Business regulations					6.32	6.18	6.13
(i) Administrative requirements					2.62	3.34	3.30
(ii) Bureaucracy costs					8.45	8.45	8.45
(iii) Starting a business					8.74	8.02	8.02
(iv) Extra payments / bribes / favoritism					1.94	2.24	1.84
(v) Licensing restrictions					8.92	7.80	7.92
(vi) Cost of tax compliance					7.22	7.22	7.22

Zambia

	1980	1990	2000	2005	2010	2012	2013
	Rating (Rank)	Rating (Rank)	Rating (Rank)	Rating (Rank)	Rating (Rank)	Rating (Rank)	Rating (Rank)
Summary Ratings (Rank)	4.73 (69)	3.10 (109)	6.84 (50)	6.81 (73)	7.21 (56)	7.13 (66)	6.97 (79)
	Rating (Data)	Rating (Data)	Rating (Data)	Rating (Data)	Rating (Data)	Rating (Data)	Rating (Data)
Area 1. Size of Government	2.56	3.97	6.63	7.56	7.58	6.93	6.43
A. Government consumption	2.47 (31.60)	4.96 (23.14)	8.53 (11.00)	8.24 (11.98)	4.41 (25.00)	4.74 (23.90)	4.74 (23.90)
B. Transfers and subsidies	7.77 (8.70)	8.91 (4.50)	10.00 (0.00)	10.00 (0.40)	9.91 (0.83)	10.00 (0.12)	10.00 (0.12)
C. Government enterprises and investment	0.00 (77.10)	2.00 (46.20)	0.00 (62.60)	4.00 (31.00)	8.00 (15.35)	4.00 (31.44)	4.00 (31.44)
D. Top marginal tax rate	0.00	0.00	8.00	8.00	8.00	9.00	7.00
(i) Top marginal income tax rate	0.00 (70)	0.00 (75)	8.00 (30)	8.00 (30)	8.00 (30)	9.00 (35)	7.00 (35)
(ii) Top marginal income and payroll tax rate							7.00 (35)
Area 2. Legal System and Property Rights	6.09	3.70	5.85	5.24	5.70	5.79	5.51
A. Judicial independence			6.18	2.86	4.12	4.58	4.52
B. Impartial courts			4.86	5.00	4.98	5.13	4.78
C. Protection of property rights			3.23	6.05	5.23	6.09	6.02
D. Military interference in rule of law and politics			8.33	8.33	8.33	8.33	8.33
E. Integrity of the legal system			6.67	6.67	6.67	6.67	6.67
F. Legal enforcement of contracts				4.56	4.56	3.51	3.51
G. Regulatory costs of the sale of real property				5.52	6.52	6.32	4.68
H. Reliability of police				4.95	5.03	5.35	5.07
I. Business costs of crime				3.26	5.84	6.09	5.98
Area 3. Sound Money	6.26	0.59	7.15	8.11	8.87	8.97	8.77
A. Money growth	9.21 (3.95)	1.92 (40.40)	5.45 (22.73)	6.97 (15.14)	7.69 (11.56)	8.35 (8.25)	7.95 (10.26)
B. Standard deviation of inflation	8.18 (4.55)	0.43 (23.92)	8.35 (4.11)	9.13 (2.17)	9.47 (1.32)	8.85 (2.88)	8.52 (3.69)
C. Inflation: most recent year	7.65 (11.76)	0.00 (106.39)	4.79 (26.03)	6.34 (18.32)	8.30 (8.50)	8.68 (6.58)	8.60 (6.98)
D. Freedom to own foreign currency bank accounts	0.00	0.00	10.00	10.00	10.00	10.00	10.00
Area 4. Freedom to Trade Internationally	3.47	2.61	8.48	6.86	7.16	6.99	7.44
A. Tariffs	8.40	5.84	6.22	6.97	7.27	6.88	6.86
(i) Revenue from trade taxes (% of trade sector)	8.40 (2.40)	6.80 (4.80)	5.11 (7.33)	7.82 (3.27)	8.67 (1.99)	7.50 (3.75)	7.50 (3.75)
(ii) Mean tariff rate		4.88 (25.60)	5.11 (7.33)	7.08 (14.60)	7.32 (13.40)	7.28 (13.60)	7.36 (13.20)
(iii) Standard deviation of tariff rates			6.48 (8.80)	6.00 (10.01)	5.82 (10.45)	5.87 (10.34)	5.72 (10.69)
B. Regulatory trade barriers				3.40	4.60	4.49	4.19
(i) Non-tariff trade barriers				5.07	6.22	5.57	5.79
(ii) Compliance costs of importing and exporting				1.72	2.98	3.42	2.58
C. Black-market exchange rates	0.00	0.00	10.00	10.00	10.00	10.00	10.00
D. Controls of the movement of capital and people	2.00	2.00	9.23	7.06	6.77	6.59	8.73
(i) Foreign ownership / investment restrictions				8.25	7.44	6.88	6.96
(ii) Capital controls	2.00	2.00	9.23	9.23	9.23	9.23	9.23
(iii) Freedom of foreigners to visit				3.70	3.65	3.65	10.00
Area 5. Regulation	5.26	4.63	6.07	6.29	6.73	6.98	6.69
A. Credit Market regulations	4.04	2.39	6.21	6.07	7.87	7.69	7.21
(i) Ownership of banks	2.00	2.00	5.00	5.00	5.00	5.00	5.00
(ii) Private sector credit	6.13	5.18	5.62	5.22	9.62	8.08	6.64
(iii) Interest rate controls (negative real interest rates)	4.00	0.00	8.00	8.00	9.00	10.00	10.00
B. Labor Market regulations				6.92	6.34	6.39	6.23
(i) Hiring regulations and minimum wage				10.00	7.77	7.77	6.67
(ii) Hiring and firing regulations				8.16	5.75	6.02	5.91
(iii) Centralized collective bargaining				8.68	6.52	6.57	6.83
(iv) Hours regulations				4.70	8.00	8.00	8.00
(v) Mandated cost of worker dismissal				0.00	0.00	0.00	0.00
(vi) Conscription	10.00	10.00	10.00	10.00	10.00	10.00	10.00
C. Business regulations				5.86	5.98	6.85	6.62
(i) Administrative requirements				5.31	4.66	5.53	4.84
(ii) Bureaucracy costs				5.53	5.42	5.42	5.42
(iii) Starting a business				8.56	9.14	9.51	9.46
(iv) Extra payments / bribes / favoritism				2.90	4.09	4.17	4.44
(v) Licensing restrictions				4.35	4.08	8.54	7.52
(vi) Cost of tax compliance				8.52	8.52	7.95	8.02

Zimbabwe

	1980	1990	2000	2005	2010	2012	2013
	Rating (Rank)	Rating (Rank)	Rating (Rank)	Rating (Rank)	Rating (Rank)	Rating (Rank)	Rating (Rank)
Summary Ratings (Rank)	4.80 (66)	5.00 (78)	4.58 (118)	2.93 (141)	4.45 (151)	5.04 (150)	5.33 (149)
	Rating (Data)	Rating (Data)	Rating (Data)	Rating (Data)	Rating (Data)	Rating (Data)	Rating (Data)
Area 1. Size of Government	6.90	5.57	5.85	4.59	6.69	6.82	6.59
A. Government consumption	5.56 (21.10)	4.84 (23.56)	3.65 (27.60)	7.60 (14.16)	7.53 (14.40)	6.53 (17.80)	6.62 (17.50)
B. Transfers and subsidies	7.03 (11.40)	8.45 (6.20)	7.75 (8.77)	7.75 (8.77)	7.75 (8.77)	7.75 (8.77)	7.75 (8.77)
C. Government enterprises and investment	10.00 (12.70)	8.00 (18.60)	10.00 (6.20)	0.00 (100.00)	7.00 (20.90)	8.00 (15.60)	7.00 (22.60)
D. Top marginal tax rate	5.00	1.00	2.00	3.00	4.50	5.00	5.00
(i) Top marginal income tax rate	5.00 (45)	1.00 (60)	2.00 (53)	3.00 (46)	5.00 (36)	5.00 (46)	5.00 (46)
(ii) Top marginal income and payroll tax rate		1.00 (60)	2.00 (53)	3.00 (46)	4.00 (42)	5.00 (47)	5.00 (47)
Area 2. Legal System and Property Rights	2.97	3.99	5.02	3.49	3.90	4.09	3.89
A. Judicial independence			6.18	1.10	2.73	2.86	2.51
B. Impartial courts			7.35	2.14	3.32	3.65	3.24
C. Protection of property rights			3.23	1.44	2.24	2.74	2.28
D. Military interference in rule of law and politics			5.00	5.00	3.33	3.33	3.33
E. Integrity of the legal system			3.33	5.00	5.00	5.00	5.00
F. Legal enforcement of contracts				5.43	2.37	2.37	2.37
G. Regulatory costs of the sale of real property				4.43	6.78	6.76	6.82
H. Reliability of police				3.01	3.04	3.41	3.27
I. Business costs of crime				3.84	6.26	6.67	6.20
Area 3. Sound Money	6.35	5.67	2.89	0.00	1.97	5.38	5.63
A. Money growth	7.96 (10.19)	7.24 (13.79)	3.92 (30.39)	0.00 (224.09)	0.00 (292.40)	6.83 (15.85)	7.29 (13.54)
B. Standard deviation of inflation	8.75 (3.13)	8.38 (4.05)	2.64 (18.39)	0.00 (140.78)	0.00 (10799.60)	5.47 (11.32)	5.57 (11.08)
C. Inflation: most recent year	8.69 (6.57)	7.05 (14.75)	0.00 (55.86)	0.00 (302.12)	7.89 (10.56)	9.22 (3.92)	9.67 (1.63)
D. Freedom to own foreign currency bank accounts	0.00	0.00	5.00	0.00	0.00	0.00	0.00
Area 4. Freedom to Trade Internationally	3.48	4.90	3.23	2.37	4.92	5.04	5.32
A. Tariffs	8.43	5.71	4.56	3.92	3.74	4.02	4.02
(i) Revenue from trade taxes (% of trade sector)	8.87 (1.70)	3.87 (9.20)	5.11 (7.33)	5.11 (7.33)	5.11 (7.33)	5.11 (7.33)	5.11 (7.33)
(ii) Mean tariff rate	8.00 (10.00)	7.98 (10.10)	5.11 (7.33)	6.66 (16.70)	6.10 (19.50)	6.64 (16.80)	6.64 (16.80)
(iii) Standard deviation of tariff rates		5.28 (11.80)	2.84 (17.90)	0.00 (71.68)	0.00 (68.06)	0.32 (24.21)	0.32 (24.21)
B. Regulatory trade barriers			5.86	3.15	3.50	3.84	3.89
(i) Non-tariff trade barriers			5.22	4.68	5.84	6.40	6.48
(ii) Compliance costs of importing and exporting			6.49	1.62	1.16	1.29	1.29
C. Black-market exchange rates	0.00	7.00	0.00	0.00	10.00	10.00	10.00
D. Controls of the movement of capital and people	2.00	2.00	2.50	2.40	2.46	2.30	3.37
(i) Foreign ownership / investment restrictions			5.00	4.00	4.17	3.70	3.41
(ii) Capital controls	2.00	2.00	0.00	0.00	0.00	0.00	0.00
(iii) Freedom of foreigners to visit				3.20	3.21	3.21	6.71
Area 5. Regulation	4.28	4.87	5.93	4.23	4.76	3.90	5.23
A. Credit Market regulations	4.45	6.11	7.42	4.11	4.79	2.67	6.00
(i) Ownership of banks	2.00	2.00	8.00	8.00	8.00	8.00	8.00
(ii) Private sector credit	5.36	8.32	6.26	4.33	6.37	0.00	10.00
(iii) Interest rate controls (negative real interest rates)	6.00	8.00	8.00	0.00	0.00	0.00	0.00
B. Labor Market regulations		3.63	4.88	5.05	5.05	4.61	4.55
(i) Hiring regulations and minimum wage			3.52	8.90	6.67	6.67	6.67
(ii) Hiring and firing regulations		3.42	1.57	2.59	3.17	2.27	2.03
(iii) Centralized collective bargaining		4.49	2.45	2.82	2.48	2.71	2.63
(iv) Hours regulations			6.85	6.00	8.00	6.00	6.00
(v) Mandated cost of worker dismissal				0.00	0.00	0.00	0.00
(vi) Conscription	1.00	3.00	10.00	10.00	10.00	10.00	10.00
C. Business regulations			5.48	3.51	4.45	4.41	5.14
(i) Administrative requirements			5.10	1.99	3.52	3.52	3.07
(ii) Bureaucracy costs			7.05	3.37	5.78	5.78	5.78
(iii) Starting a business			5.68	3.59	5.55	5.64	5.91
(iv) Extra payments / bribes / favoritism			4.09	4.55	4.55	4.25	3.78
(v) Licensing restrictions				0.00	0.00	0.00	4.99
(vi) Cost of tax compliance				7.58	7.29	7.29	7.29

Chapter 3 Economic Freedom, Individual Perceptions of Life Control, and Life Satisfaction

Hans Pitlik, Dulce M. Redín, and Martin Rode

1 Introduction

Empirical studies on the determinants of life satisfaction have produced many important new insights over the past decades. Today, we know a lot more on the main correlates for individual well-being and happiness, including the identification of both monetary and non-monetary effects. The driving factors range from individual life circumstances, like personal income, employment situation, or health status, through personal traits such as social trust, all the way to macro-economic and political determinants at the country level, like real GDP per capita and political democracy.¹

In *Economic Freedom of the World: 2013 Annual Report*, Rode, Knoll, and Pitlik (2013) focus on the life satisfaction outcomes of economic freedom and democracy, showing that there is a welfare benefit derived from living in an economically free society that goes beyond pure income-enhancing effects. The well-being associated with economic freedom is valued by people in its own right, above and beyond the material wealth that it produces for society. More recently, a number of articles have also found that the degree to which people feel they are in control of their own lives is an important correlate of subjective measures of well-being (e.g., Inglehart, Foa, Peterson, and Welzel, 2008; Verme, 2009; Bavetta and Navarra, 2011). According to this literature, people who perceive they are more in control of their own fate are also found to be systematically happier.

1 Reviews by Dolan, Peasgood, and White, 2008 or Frey, 2008 provide good overviews of the topic.

Citation Hans Pitlik, Dulce M. Redín, and Martin Rode (2015). Economic Freedom, Individual Perceptions of Life Control and Life Satisfaction. In James Gwartney, Robert Lawson, and Joshua Hall, *Economic Freedom of the World: 2015 Annual Report* (Fraser Institute): 185–202.

Authors Hans Pitlik is Senior Researcher in Public Economics at the Austrian Institute of Economic Research (WIFO), Vienna, Austria, and a lecturer at the department of Economics, Vienna University. Dulce M. Redín is an Assistant Professor in the department of Economics, University of Navarra, Pamplona, Spain. Martin Rode is an Assistant Professor in the department of Economics, University of Navarra.

This latter strain of literature frequently draws on findings from sociopsychological studies in an attempt to explain life circumstances by defining certain personality types. The *locus of control* concept originally developed by Rotter (1966) features prominently among those studies. This approach pinpoints the degree to which individuals expect outcomes to be contingent on their own behavior or personal characteristics compared to the degree to which they expect outcomes to be a function of pure chance or fate. Individuals who perceive themselves to have a high *internal locus of control* interpret personal choices as the main cause of individual success or failure. In contrast, people with an *external locus of control* believe that control over events is largely outside their sphere of influence.

In a related observation, Verme (2009) highlights that the extent to which an individual values free choice might well be driven by the degree to which that same person feels to be in control of his (or her) own life. Therefore, the question whether or not someone is able to reap the benefits of choice in markets might crucially depend on an underlying internal locus of control. Verme (2009) argues that at low income levels choice is disproportionately increased by a positive marginal change in income. The author identifies this increase in choice to be the main reason for the strong relationship of per-capita income and life satisfaction in developing countries, while marginal increases in developed countries have a much smaller impact on choice and life satisfaction. According to similar arguments put forward by Buchanan (2005), a fear of freedom and anxiety when one is responsible for one's own actions forms the basis for the parental role of the welfare state, as it fuels demand for big government.

A next logical step is to investigate the possible macro-determinants of individual life-control perceptions themselves: What are the factors that determine whether people feel largely in control of their lives, or not? To date, related issues have been addressed by only a few authors. Notable exceptions are Inglehart, Foa, Peterson, and Welzel (2008) and Welzel (2014). Inglehart and colleagues, for example, report that scarcity is one of the most important constraints on individual choice, and growing resources will therefore also enhance the latter. Provided that enhanced economic freedom contributes to a reduction in economic scarcity, one might also expect that such constraints are relaxed over time, which in turn is the main factor identified behind the rising levels of life satisfaction. Both studies draw on lifestyle changes during the past 30 years to explain the perceived increase in life control, finding that these may be driven by economic development, democratization, and increased tolerance.

In two recent contributions, Pitlik and Rode (2014) and Bennett and Nikolaev (2015) further recognize that capitalism and free markets are important elements of individual freedom. In particular, both studies find economic institutions that are built on the principle of freedom of choice, as represented in unrestricted choice among the options available, to be major drivers of life control perceptions.

Taking into account these recent findings, it might well be the case that the effect of economic freedom on life satisfaction substantially passes through the feeling of being in control of one's own life. The present chapter examines this relationship by employing individual data from the latest version of the World Values Survey and the European Values Study (WVS/EVS). We find that high overall economic freedom is a major determinant of personal life satisfaction, and the perception of control of one's own life, even if we control for per-capita income and a full range of other individual characteristics. In addition, the effect of economic freedom on life satisfaction does seem to be mediated by life control to a large degree, while democratic institutions are not relevant for an enhanced feeling of life control.

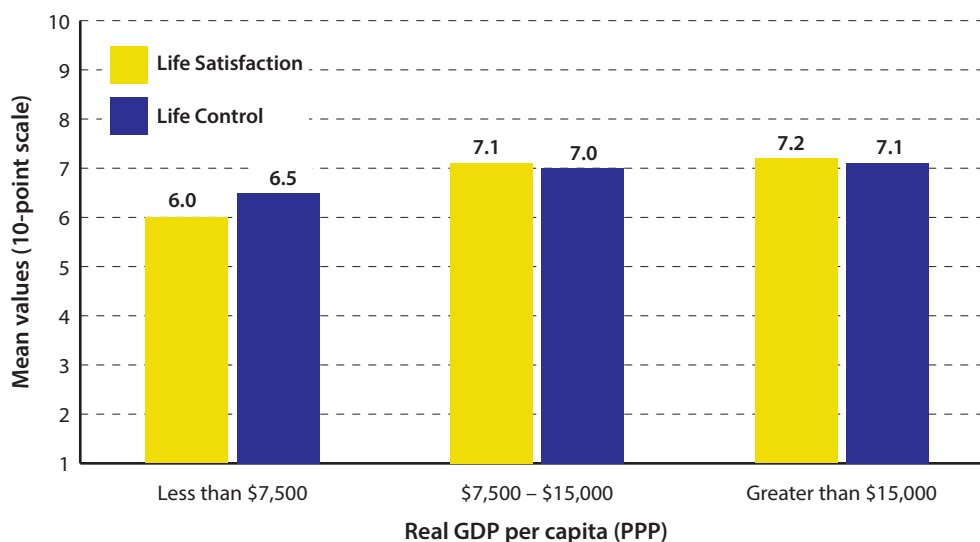
2 What is life control and how does it relate to life satisfaction, income, and democracy?

Just like the study of life satisfaction, the quantitative study of locus of control (or life control for the present purpose) has its origin in psychology and makes use of large-scale surveys to measure the overall feeling of control that individuals perceive to have over the course of their life. In a series of six waves, the World Values Survey (WVS) and European Values Study has interviewed different people in a large number of countries since the early 1980s, employing a similar methodology throughout all waves. The following question is adopted from the WVS survey to measure the concept of life control: “Some people feel they have completely free choice and control over their lives, while other people feel that what they do has no real effect on what happens to them. Please use this scale [...] to indicate how much freedom of choice and control you feel you have over the way your life turns out.” Respondents answer on a ten-point scale, ranging from “none at all” (1) to “a great deal” (10). This survey question captures the notion of external versus internal locus of control, and it is nowadays accepted as a brief version of the more extensive Rotter scale that was designed to measure locus of control (c.f., Rotter, 1966).

In turn, the following standard question is adopted from the WVS survey to measure life satisfaction: “All things considered, how satisfied are you with your life as a whole these days?” Also here, respondents answer on a ten-point scale, ranging from “dissatisfied” (1) to “satisfied” (10). Nowadays, there is a widespread consensus among scholars that this measure captures relevant and comparable information on human subjective well-being, and many important objections to these surveys have been judged to be unfounded (c.f., Dolan, Peasgood, and White, 2008; Frey, 2008).

All of the data in this chapter stems exclusively from the integrated file of the European Values Study and the World Values Survey (2014), which is freely available to all users. Generally, these surveys are all conducted for a representative sample of the adult population of each country. Therefore, the country means of life control and life satisfaction can be viewed as a rough measure of both concepts. In the following, we employ average country values to exemplify some of the more intuitive points of our analysis, highlighting some notable facts to the reader. In turn, the empirical section will employ individual-level data for the econometric analysis, giving us much more detailed information on the determinants of individual life control and life satisfaction.

Figure 3.1 connects life control and life satisfaction to real per-capita income in terms of purchasing power parity. The 132 country observations on which this graph is based were taken from the last three waves of the WVS, conducted between 1999 and 2013. These are divided into three groups: the first group consists of countries with a per-capita GDP below \$7,500; the second group all has an annual GDP per capita between \$7,500 and \$15,000; and the third group an annual GDP per capita above \$15,000. We then calculated the corresponding average life control and life satisfaction for each group. Figure 3.1 illustrates that countries with an annual per-capita income below \$7,500 also present the lowest average life control and life satisfaction scores of 6.5 and 6.0, respectively. Both variables show a level of 7.0 for life control and 7.1 for life satisfaction in countries with an annual income between \$7,500 and \$15,000. As one would expect, the group of countries with an income above \$15,000 presents the highest average life control score of 7.1, and also the

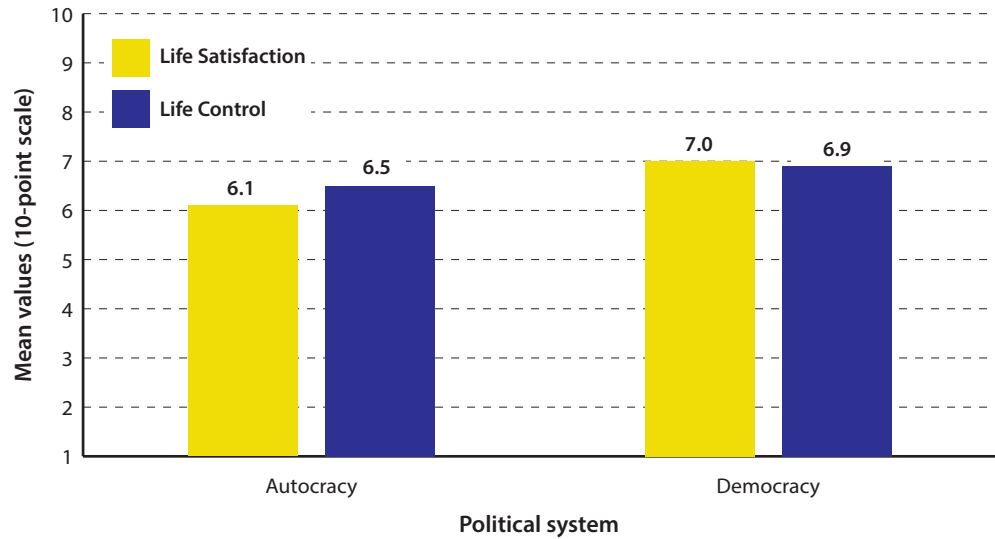
Figure 3.1: Life Control, Life Satisfaction, and income

Sources: Feenstra, Inklaar, and Timmer, 2015 (Penn World Table); World Values Survey, 2014.

highest life satisfaction score of 7.2. These differences are quite notable, especially if we consider that the standard deviation of both variables is about 0.9 for the whole sample. As already stated, the relationship of per-capita GDP to both variables is therefore considerable, even though it seems to be somewhat less important for average perceptions of life control than for average life satisfaction. This is highly interesting, as recent research also finds relative personal income to be the single most important element that determines individual life control, and not absolute per-capita income differences (Pitlik and Rode, 2014). This finding might also be reflected in our relatively simple graphic.

Just as impressive are the life-satisfaction and life-control asymmetries among different political regimes. The latter is illustrated in figure 3.2, where we divide the countries of our dataset into autocracies and democracies, according to the DD dataset by Cheibub, Gandhi, and Vreeland (2010). This dataset is based on a minimalist definition of democracy, which classifies countries as democratic when legislative and executive officials are selected by free and open elections. Even though such a reductionist concept of democracy is debatable, it serves our present purpose of cataloging countries according to their basic political institutions. Figure 3.2 shows that both the life control and life satisfaction of democratic nations is substantially above that of autocracies. The average life-control and life-satisfaction levels of autocratic countries were 6.5 and 6.1, respectively. In turn, the average life-control and life-satisfaction scores of democratic countries were 7.0 and 6.9, respectively. The division suggests that the utility derived from political democracy is important in terms of life control and life satisfaction for the average citizen. It also suggests though, that the potential life-satisfaction utility from free and fair elections is larger than for the perceptions of life control. So, on average, political democracy seems to matter more for life satisfaction than for the feeling of being in control of one's own life, which is comparatively higher under autocratic regimes.

Table 3.1 and table 3.2 present additional data on life satisfaction and life control. Table 3.1 lists the ten countries with the highest mean values for these two variables, while table 3.2 presents the ten with the lowest values. Both tables employ average values from the last three waves of the WVS, conducted between 1999 and 2013.

Figure 3.2: Life Control, Life Satisfaction, and political regime

Source: Marshall, Gurr, and Jaggers, 2014 (Polity IV Project); World Values Survey, 2014.

Table 3.1: The ten countries with the highest values for Life Satisfaction and Life Control

Life Satisfaction		Life Control	
Colombia	8.4	Mexico	8.3
Mexico	8.3	Trinidad & Tobago	8.2
Norway	8.0	Colombia	8.2
Qatar	8.0	Peru	8.0
Switzerland	8.0	United States	8.0
Ecuador	7.9	Kuwait	8.0
Brazil	7.8	Qatar	7.9
Argentina	7.8	Slovenia	7.9
Finland	7.8	Romania	7.9
Canada	7.8	Ecuador	7.9

Source: World Values Survey, 2014.

Table 3.2: The ten countries with the lowest values for Life Satisfaction and Life Control

Life Satisfaction		Life Control	
Bulgaria	5.2	Bulgaria	5.6
India	5.1	India	5.5
Ethiopia	5.0	Turkey	5.2
Rwanda	5.0	Rwanda	5.2
Georgia	5.0	Ghana	5.2
Pakistan	4.9	Pakistan	4.7
Egypt	4.9	Burkina Faso	4.6
Moldova	4.6	Mali	3.6
Tanzania	3.9	Morocco	2.9
Zimbabwe	3.9	Egypt	2.7

Source: World Values Survey, 2014.

As table 3.2 shows, Latin American countries are over-represented among the countries with the highest values for life satisfaction and life control. The high values for life satisfaction in Latin America have previously been documented in the happiness literature (Rode, Knoll, and Pitlik, 2013). But, a similar pattern is also present for life control. Mexico, Colombia, and Ecuador are all among the countries with the highest mean values for life satisfaction and perception of life control. In fact, Latin American countries make up half of the top ten for both. Other than Latin American countries, those with high incomes dominate the top ten for life satisfaction. The situation is somewhat different for life control. Here, three high-income countries, the United States, Qatar, and Kuwait are included in the top ten. However, two former centrally planned economies, Slovenia and Romania are also in the top group.

Conversely, table 3.2 also shows a high coincidence between the ten worst performers of life satisfaction and life control. Five of the bottom ten countries are present in both rankings, namely Bulgaria, India, Rwanda, Pakistan, and Egypt. Living in Southern Asia seems to be particularly detrimental for one's feeling of life satisfaction and the perception of being in control. This is a rather striking fact, considering that roughly about one-fifth of the world's population live in India and Pakistan. For the remaining countries, table 3.2 shows that life satisfaction and life control are particularly low in a number of African countries. Interestingly, while there is only one European country on the list for the worst performers for life control, namely Bulgaria, three European countries are among the worst life-satisfaction performers, namely Bulgaria, Georgia, and the Republic of Moldova. The latter finding mirrors the well-known fact that post-communist countries are usually found to have comparatively low levels of life satisfaction (Rode, Knoll, and Pitlik, 2013). Still, the minimal presence of former centrally planned economies among the ten lowest life-control performers, and the appearance of Romania and Slovenia among the ten best life-control performers (table 3.1) might indicate that an equivalent post-communist phenomenon is absent for the variable, life control. While living in post-communist countries results in lower levels of life satisfaction, this is not the case for life control.

The coincidence of countries with the highest and lowest levels of life satisfaction and life control indicate how strongly the concepts seem to be related to one another. In addition, per-capita income seems to be a fundamental determinant of both, with wealthier economies also presenting higher average levels of both life control and life satisfaction. Notwithstanding, it seems that per-capita income is, relatively speaking, a more important determinant of life satisfaction than life control, highlighting that the two concepts are certainly not equivalent and seem to capture different perceptions of life circumstances. Likewise, political democracy also seems to play a much less important role for average life control than average life satisfaction.

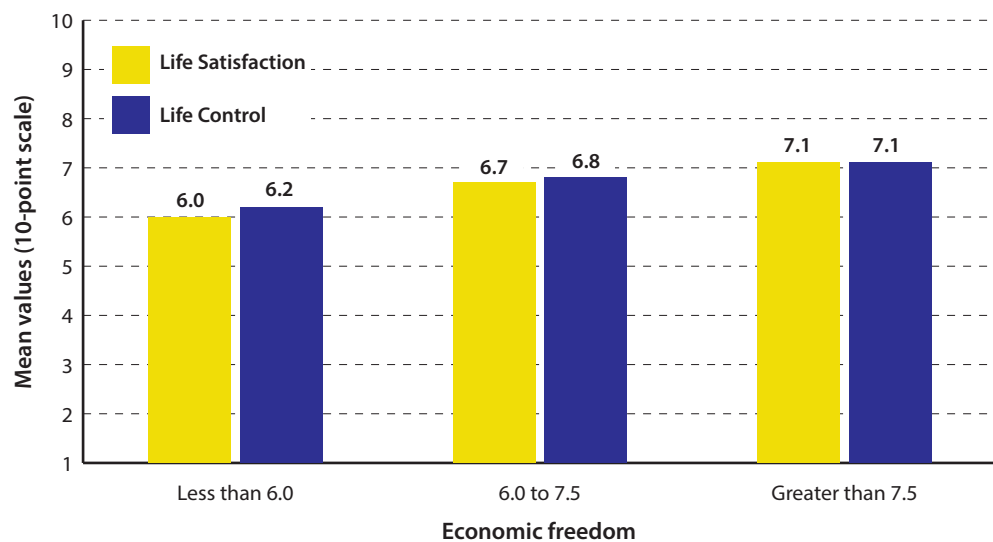
3 The association of life control and life satisfaction with economic freedom

In this section, the relationship between economic freedom on the one hand and life control and life satisfaction on the other is analyzed empirically. Economic freedom is measured by the index published in *Economic Freedom of the World: 2014 Annual Report* (EFW) (Gwartney, Lawson, and Hall, 2014). Prior research has shown that this measure is related to many other important economic variables. These include:

overall income levels and growth (Pitlik, 2002; De Haan, Lundström, and Sturm, 2006; Doucouliagos and Ulubasoglu, 2006; Rode and Coll, 2012), inequality (Berggren, 1999), political democracy (Rode and Gwartney, 2012), and subjective well-being (Rode, Knoll, and Pitlik, 2013). In recent works, Pitlik and Rode (2014) and Bennett and Nikolaev (2015) further find economic freedom to be a major driver of individual life-control perceptions, raising the issue of the extent to which economic freedoms' impact on life satisfaction operates through variations in personal life-control perceptions.

Before we examine this issue econometrically, consider figure 3.3, which gives a graphical overview, employing again average country data from the last three waves of the WVS. All 136 observations in the dataset are divided into three groups, according to their level of economic freedom. The first group consists of countries with an EFW score below 6.0; the second group of countries all have an EFW score between 6.0 and 7.5; and all countries in the third group have EFW scores above 7.5. Just as with the different income categories, we calculate the corresponding average life control and life satisfaction for each group. As one can observe in figure 3.3, countries with economic freedom below 6.0 also have the lowest average scores for life control and life satisfaction, 6.2 and 6.0, respectively. In the second group with EFW scores between 6.5 and 7.0, both variables show the substantially higher values of 6.8 for life control and 6.7 for life satisfaction. The group of countries with an economic freedom level above 7.5 is also the freest and happiest, recording an average score of 7.1 for both life control and life satisfaction. Again, these differences are notable and they suggest that living in an economically free society has an important impact on the average citizen. Of course, the observed effects might be driven by the high correlation between EFW scores and GDP per capita, which is not controlled for in these simple graphics. This issue will be examined in the following section.

Figure 3.3: Life Control, Life Satisfaction, and economic freedom



Sources: Gwartney, Lawson, and Hall, 2014 (*Economic Freedom of the World*); World Values Survey, 2014.

The empirical estimations employ individual data to measure life control and other personal characteristics of respondents. We use the integrated data file that includes longitudinal aggregates from all six waves of the WVS, covering the period

between 1981 and 2014. EFW variables are chosen to be from the year before the actual survey was conducted. If data for a particular year was not available, we used linear interpolation to arrive at a hypothetical score. Such a procedure is only relevant for the 1980s and 1990s, where EFW data is available only at five-year-intervals. To test our hypotheses, we perform pooled Ordinary Least Squares (OLS) regressions of personal life satisfaction on life control and the level of economic freedom, introducing individual-level controls, country-level controls, country fixed effects to account for unobserved heterogeneity, and time fixed effects to proxy for common external shocks. Formally, our baseline specification models life-satisfaction and life-control perceptions of individual i living in country j at time t , as follows:

- 1 life satisfaction $_{ijt} = \beta_0 + \beta_1$ life control $_{ijt} + \beta_2$ EFW $_{jt} + \beta_3$ individual controls $_{ijt} + \beta_4$ macro controls $_{jt} + cfe_j + tfe_t + \varepsilon_i$,
- 2 life control $_{ijt} = \beta_0 + \beta_1$ EFW $_{jt} + \beta_2$ individual controls $_{ijt} + \beta_3$ macro controls $_{jt} + cfe_j + tfe_t + \varepsilon_i$,
- 3 life satisfaction $_{ijt} = \beta_0 + \beta_1$ residual life control $_{ijt} + \beta_2$ EFW $_{jt} + \beta_3$ individual controls $_{ijt} + \beta_4$ macro controls $_{jt} + cfe_j + tfe_t + \varepsilon_i$.

Specification 1 employs life satisfaction as the dependent variable, introducing life-control perceptions and economic freedom as primary control variables. This model is designed to capture the direct impact of both variables on life satisfaction. Nonetheless, it seems very plausible from our analysis above that economic freedom also exerts an independent impact on life control, which is not captured in specification 1. For that reason, specification 2 employs life-control perception as a dependent variable, introducing economic freedom as a primary control variable. Finally, specification 3 tries to assess the complete impact of economic freedom on variations in life satisfaction, including the indirect effects through life control. Here, we employ a methodology used by Gwartney, Holcombe, and Lawson (2006) and Rode, Knoll, and Pitlik (2013) to deal with the present problem of estimating the full effect of economic freedom on life satisfaction. Using the residuals from specification 2, this model includes the values of life control that are not correlated with economic freedom, which allows us to capture the total outcome of economic freedom on life satisfaction.

In all three specifications we further include the following individual characteristics, which affect personal life-satisfaction and life-control perceptions:

Income Individual income rank is the individual's self-declared income decile ranking. It is a subjective measure of relative income, not an objective measure of absolute purchasing power. We expect it to be positively associated with life satisfaction and life control, meaning that individuals that declare themselves to be higher up on the income ladder also report higher life satisfaction and life control.

Social trust Trust in other people is expected to be associated positively with perceptions of life satisfaction and life control, as trusting other people has been shown to enhance individual happiness, capturing the quality of informal institutions in a society (Bjørnskov, 2003).

Religiosity While religiosity has been shown to have a positive impact on life satisfaction (e.g., Rode, Knoll, and Pitlik, 2013), its impact on life control is ambiguous. Individuals with a strong belief in God may at the same time believe they have less personal control over their life; however, one may also expect religious people to have greater confidence in their ability to influence the direction of their life if they trust in the backing of a higher authority.

Health A good health status is expected to be associated positively with the perception of control over one's own life and the satisfaction derived from it, as compared to a perceived bad health status. We control for this fact by introducing a dummy for persons that declare to be in a good or very good state of health.

Employment Being unemployed is expected to be associated with a reduced perception of life control and life satisfaction. In fact, the latter has been established in numerous studies on unemployment and happiness (Helliwell, 2003) and we expect it to be similar for the case of life control. With regard to self-employment this may be different, as it has been argued to enhance individual life satisfaction (Frey, 2008). Depending on the circumstances, self-employment may also give individuals the feeling that they have more control over their lives. Two dummy variables account for unemployment and self-employment, while regularly employed persons serve as the reference group.

Age A person's age has been shown to influence life satisfaction in a U-shaped manner. While younger and older people tend to report higher life satisfaction, middle-aged people—those “in the treadmills of everyday life”—report lower life satisfaction (Frey, 2008). We expect to find a similar effect for life control. In order to account for age, we include dummy variables for age groups 30 to 60, and over 60 years, while the younger 15-to-30 age group serves as the reference group.

Marriage People who live in a stable relationship have been shown to be happier, while being divorced or separated is a major factor that reduces individual life satisfaction (Frey, 2008). We thus include a dummy variable that accounts for both facts, making singles into the reference group. With respect to life control, the association with being married is again ambiguous, but a negative relationship is expected for those who are separated or divorced.

Children Having children is ambiguous in both cases, as it may enhance or reduce both life satisfaction and life control. In addition, the number of children may affect this association. We proxy for both facts by introducing two dummy variables, one if people have one or two children, and another if they have three or more. The group of people with no children is thus our reference group.

Education One would expect that individuals with a higher education would also report that they experience higher life satisfaction and higher life control. Our model includes two dummy variables for a person's maximum educational level, where having no formal education at all is the reference group.

Descriptive statistics of all variables in our sample can be found in table 3.3. Total sample size covers responses from 262,960 individuals in 76 countries. Because a

Table 3.3 Summary statistics

Variable	Obs	Mean	SD	Min	Max	Source
Individual						
life satisfaction	262,960	6.87	2.33	1	10	World Values Survey, 2014
life control	262,960	6.90	2.34	1	10	World Values Survey, 2014
income decile	262,960	4.84	2.44	1	10	World Values Survey, 2014
socialtrust	262,960	0.30	0.46	0	1	World Values Survey, 2014
religiosity	262,960	0.70	0.46	0	1	World Values Survey, 2014
female	262,960	0.52	0.50	0	1	World Values Survey, 2014
age31 60	262,960	0.53	0.50	0	1	World Values Survey, 2014
age60plus	262,960	0.17	0.38	0	1	World Values Survey, 2014
goodhealth	262,960	0.67	0.47	0	1	World Values Survey, 2014
selfemployed	262,960	0.11	0.31	0	1	World Values Survey, 2014
unemployed	262,960	0.08	0.26	0	1	World Values Survey, 2014
fulltime	262,960	0.38	0.49	0	1	World Values Survey, 2014
married	262,591	0.64	0.48	0	1	World Values Survey, 2014
separated	262,362	0.13	0.33	0	1	World Values Survey, 2014
children 1o2	262,362	0.37	0.48	0	1	World Values Survey, 2014
children 3more	262,362	0.38	0.49	0	1	World Values Survey, 2014
education mid.	258,396	0.45	0.50	0	1	World Values Survey, 2014
education high	258,396	0.24	0.43	0	1	World Values Survey, 2014
Macro						
EFW	183	6.76	1.06	3.39	8.59	Gwartney, Lawson, and Hall, 2014
logGDPPc	183	9.31	1.05	5.44	10.85	Penn World Tables (8.1) (Feenstra et al., 2015)
Democracy	183	7.08	4.57	-7	10	Marshall, Gurr, and Jagers, 2014
Gini	183	34.83	9.58	19.7	64.8	World Bank, 2014

number of countries were repeatedly surveyed in the World Values Survey, the actual number of country-level observations in our dataset is 183. The sample mean of the life-control variable is 6.9, with a standard deviation of 2.3; the sample mean of the EFW summary index is 6.75, with a standard deviation of 1.1.

In addition to the individual controls and the EFW Index, we introduce a number of country-wide covariates into our models: the log of real Gross Domestic Product per capita in PPP adjusted US-Dollars from the Penn World Tables (Feenstra, Inklaar, and Timmer, 2015), lagged by one year; and the country's Polity IV score by Marshall, Gurr, and Jagers (2014) to capture political democracy,

coinciding with the respective survey year. In addition, Gini coefficients from the World Bank (2015) to measure overall income inequality, based on household disposable income measures by Deininger and Squire (1996). Country fixed effects (cfe) capture unobserved heterogeneity and cultural differences that drive the subjective perception of one's own life control and life satisfaction, while time period dummies (tfe) account for unobserved common shocks that jointly affect individual values in all countries. Note, however, that tfe may substantially absorb effects of changes over time of EFW, per-capita income, and so on. All estimations are performed with pooled Ordinary Least Squares (OLS) regressions. To account for the bias that causes the standard errors of macro-covariates to be far too small, which is inherent in such a survey data setting (Moulton, 1990), we corrected by clustering standard errors on the country level.

Regarding the direction of causality, it is unclear at the aggregate country level whether economic freedom causes higher life control or whether higher average perception of life control leads to increased political support for economic freedom. However, identification of the cause-and-effect relationship is less of a problem in the case of the individual data. In the latter case, overall levels of economic freedom may surely have an effect on the personal perception of life control, but the impact of a single individual's perception of life control on country-wide economic freedom policies is marginal, at best. To be sure, this does not rule out the possibility of some positive feedback effects, but it does give us greater confidence that the channel we find actually exists and is not purely a product of reverse causality. Therefore, we opted to estimate the effects at the individual level, which enhances our ability to identify the direction of causality accurately. The results are presented in the next section.

4 Estimation results

The results of our OLS fixed-effects regressions are displayed in table 3.4, where we also present the full set of individual control variables. Columns (1) to (3) show estimates for specification 1 with life satisfaction as a dependent variable, where equation 1 uses the full set of control variables. Because the questions on educational attainment and health status were not asked in all countries and survey waves, we exclude these variables in equation 2 so as to increase our observations from about 140,000 to more than 220,000. Finally, equation 3 repeats this estimation, employing only data from the last three survey waves, which were conducted between 1999 and 2013. This provides us with a robustness check and also makes it possible to examine potential structural changes across time. Columns 4 to 6 estimated the same samples for specification 2, using life control as the dependent variable. Finally, columns 7 to 9 estimate specification 3 for the same samples, introducing the residuals from the corresponding equations 4 to 6. This procedure includes the values of life control in the model that are not correlated with economic freedom, permitting us to assess the total effect of economic freedom and other variables on life satisfaction.

As equations 1 to 3 indicate, life control and economic freedom are both highly significant determinants of individual life satisfaction, with both variables presenting quite similar coefficients. The latter indicates that a change of one standard deviation in perceived life control, which amounts to a little more than a two-point

Table 3.4: Life Satisfaction, Life Control, and Economic Freedom

Dependent variable	Life Satisfaction			Life Control			Life Satisfaction		
	(1)	(2)	(3)	(4)	(5)	(6)	(7)	(8)	(9)
life control	0.277*** (10.84)	0.307*** (13.04)	0.295*** (10.72)				0.277*** (10.84)	0.307*** (13.04)	0.295*** (10.72)
EFW	0.499*** (8.92)	0.291*** (4.13)	0.287** (1.99)	0.234* (1.69)	0.178** (2.41)	0.343** (2.12)	0.563*** (9.96)	0.345*** (4.93)	0.387*** (2.69)
log GDP pc	0.256 (0.95)	0.352 (1.52)	1.854*** (3.47)	-0.332 (-1.00)	0.249 (0.84)	0.878 (1.15)	0.163 (0.61)	0.429* (1.85)	2.112*** (3.69)
Demo	-0.000 (-0.02)	0.012 (0.89)	-0.004 (-0.17)	-0.008 (-0.25)	0.026 (1.18)	-0.059 (-0.90)	-0.003 (-0.15)	0.019 (1.50)	0.013 (0.59)
Gini	-0.028** (2.25)	-0.014 (1.52)	-0.023 (1.21)	-0.054 (1.52)	-0.012 (0.58)	-0.053** (2.09)	-0.043*** (3.48)	-0.018 (1.56)	-0.038** (-2.08)
incomedecile	0.113*** (9.34)	0.105*** (8.88)	0.128*** (12.02)	0.084*** (8.86)	0.102*** (10.70)	0.119*** (12.25)	0.137*** (11.25)	0.137*** (11.81)	0.162*** (16.49)
socialtrust	0.177*** (4.91)	0.239*** (7.93)	0.276*** (7.45)	0.178*** (5.17)	0.255*** (7.57)	0.271*** (6.18)	0.226*** (6.43)	0.317*** (10.91)	0.356*** (9.80)
religiosity	0.247*** (8.11)	0.245*** (9.05)	0.243*** (7.24)	0.086* (1.84)	0.077* (1.83)	0.056 (1.11)	0.271*** (9.20)	0.269*** (10.35)	0.259*** (7.95)
female	0.152*** (6.91)	0.112*** (5.58)	0.133*** (5.51)	-0.075*** (-2.99)	-0.121*** (-4.18)	-0.127*** (-3.92)	0.131*** (5.61)	0.075*** (3.42)	0.095*** (3.58)
age31 60	-0.179*** (-5.57)	-0.252*** (-8.69)	-0.306*** (-9.47)	-0.060 (-1.62)	-0.143*** (-4.25)	-0.171*** (-4.32)	-0.196*** (-6.28)	-0.296*** (-10.66)	-0.356*** (-11.29)
age60plus	0.150*** (2.60)	-0.037 (-0.68)	0.130** (2.40)	0.067 (1.03)	0.194*** (2.75)	0.223*** (2.73)	0.167*** (2.60)	-0.097* (-1.80)	-0.196*** (-3.63)
good health	0.847*** (19.25)			0.521*** (14.60)			0.991*** (26.36)		
self employed	-0.077*** (-2.55)	-0.059* (-1.88)	-0.075* (-1.86)	0.167*** (4.69)	0.162*** (4.73)	0.130*** (3.06)	-0.031 (-0.97)	-0.009 (-0.27)	-0.038 (-0.89)
unemployed	-0.513*** (-8.21)	-0.603*** (-9.88)	-0.577*** (-8.33)	-0.185*** (-3.69)	-0.255*** (-5.56)	-0.233*** (-4.04)	-0.565*** (-9.02)	-0.681*** (-11.32)	-0.646*** (-9.57)
married	0.294*** (10.35)	0.292*** (10.71)	0.262*** (9.31)	-0.002 (-0.70)	-0.036 (-1.57)	-0.021 (-0.84)	0.293*** (10.33)	0.281*** (10.36)	0.255*** (9.10)
separated	-0.168*** (-4.88)	-0.247*** (-7.73)	-0.256*** (-6.23)	-0.027 (-0.58)	-0.063 (-1.62)	-0.071** (-2.25)	-0.175*** (-5.10)	-0.267*** (-8.38)	-0.277*** (-6.78)
children 1o2	-0.057** (-2.10)	-0.022 (0.90)	-0.022 (-0.81)	-0.041 (-1.57)	-0.056*** (-2.67)	-0.026 (-0.95)	-0.069** (-2.50)	-0.039 (1.57)	-0.030 (-1.09)
children 3m	0.018 (0.46)	0.016 (0.48)	0.021 (0.55)	0.017 (0.38)	-0.105** (-2.47)	-0.075 (-1.47)	0.014 (0.35)	0.016 (0.46)	-0.001 (-0.03)
education mid	0.014 (0.33)			0.176*** (5.06)			0.063 (1.34)		
education high	0.021 (0.50)			0.294*** (7.57)			0.102** (2.18)		
Adj. R ²	0.30	0.28	0.27	0.12	0.11	0.11	0.30	0.28	0.27
N	142,795	221,269	136,809	143,452	222,195	137,470	142,795	221,269	136,809
Countries	62	63	61	62	63	61	62	63	61
Country FE	Yes	Yes	Yes	Yes	Yes	Yes	Yes	Yes	Yes
Time FE	Yes	Yes	Yes	Yes	Yes	Yes	Yes	Yes	Yes

Note: all regressions include a constant term; t-statistics in parenthesis; * significant at 10%; ** significant at 5%; *** significant at 1%

increase on the ten-point scale, is associated with a marginal increase in life satisfaction that is around 0.3 points. In turn, a one-point increase in EFW (roughly one standard deviation) is on average related to a marginal increase in individual life satisfaction that is roughly between 0.3 and 0.5 points. Interestingly, none of our other macro-controls have an effect comparable to that of economic freedom: GDP per capita and the Gini coefficient are only significant in one out of the three samples, while democracy is never significant at conventional levels.² To a degree, this result may be influenced by collinearity of EFW, GDP per capita, and democracy as described by Rode, Knoll, and Pitlik (2013).

In turn, all of the individual control variables behave as expected: good health status seems especially to be strongly and positively related to life satisfaction. Having a higher relative income, trusting other unknown people, religiousness, and being a woman are also associated positively with life satisfaction. We also find the expected U-shaped effect of age, while being unemployed significantly reduces individual life satisfaction. Interestingly, being self-employed is associated with a reduction in overall happiness, which contradicts some previous findings on this topic. Being married is again associated with higher overall life satisfaction, while being divorced or separated has exactly the opposite impact. Finally, our results indicate that neither having children nor completing higher levels of education exert a significant impact on life satisfaction.

In equations 4 to 6, life control is the dependent variable, and the control variables and data bases are the same as for equations 1 to 3. Again, economic freedom is a significant determinant of individual life control, even though the coefficients and significance levels are somewhat lower than for the case of life satisfaction. The coefficients indicate that a one-point increase in economic freedom is associated with a marginal increase in individual life satisfaction that is roughly between 0.2 and 0.3 points, on average. This might also be due to our time fixed effects, which are all highly significant in the life control models, showing that there is a common trend over time that might be reflecting the impact of economic freedom to some degree. All other macro-controls are insignificant in these three models, including real GDP per capita.

It is interesting that the cross-country variation in real per-capita income never presents a statistically significant relationship with life satisfaction or life control in our models, despite contrary evidence in the relevant literature (Dolan, Peasgood, and White, 2008; Frey, 2008; Rode, Knoll, and Pitlik, 2013). Apart from the fact that this effect might also be captured by the time fixed effects to some degree, there are other explanations. First, by controlling for the relative income of individuals, we might actually be capturing what is more relevant to most people, when they compare themselves socially with others in their vicinity (Haagerty and Veenhoven, 2003). Second, by including economic freedom in the estimations, we are in fact capturing the underlying institutional reason for varying GDP per-capita levels in our dataset (De Haan, Lundström, and Sturm, 2006; Rode and Coll, 2012). Third, similar to the effect of economic freedom, several of the individual control variables that are included in our model have also been shown to be important determinants of GDP per capita at an aggregated level, namely education and social trust (Bjørnskov, 2003).

2 The following result also holds when we employ the underlying elements of the polity indicator. These are never significant determinants of life satisfaction or life control in our models.

Returning to the results in equations 4 to 6, the individual control variables behave similarly to the life satisfaction models, with a number of notable exceptions. While women seem to be more satisfied with their lives than men, they also perceive themselves as having significantly less control over their lives than their male counterparts, which is shown by the negative and highly significant coefficients on our gender variable. While the life satisfaction of self-employed individuals was significantly lower than that of employed persons in equations 1 to 3, the life control perceptions of the self-employed are significantly higher than those of regular employees in equations 4 through 6. This is consistent with the view that, while self-employment provides individuals with greater control over their lives, it also generates personal conditions (e.g., greater stress, less security, and more anxiety) that affect life satisfaction adversely. While being married increases life satisfaction, it does not seem to enhance life control, as shown by the negative but insignificant coefficients on the corresponding dummy variable. Furthermore, we find some indications that having children significantly reduces life control, while there was no significant impact on life satisfaction in the foregoing models. Similarly, education seems to significantly enhance life control for the individual, even though there was no evidence that it increased the individual's happiness.

Regarding the relation of income and economic freedom, it is a widespread common belief that economic freedom benefits primarily people at the top of the income distribution. Theoretically, the effects are however not so clear cut, as high-income earners in general enjoy choice, whereas those at the bottom of the income distribution may be “double constrained” by low income and restricted opportunities. At the individual level, our results imply that a high personal income rank in society indeed has a substantial positive impact on the perceived control over one's own life.

Nonetheless, a more liberalized economy, which is characterized by increased freedom of choice and competition for all, does not automatically contribute to perceptions of increased life control on the part of the rich. On the contrary, increased choice and opportunities may comparatively strengthen life-control perceptions of relatively poor people more than those of relatively rich people. High-income earners are more constrained in a competitive setting than in an institutional environment with state-granted privileges, while people at the lower end of the income distribution may be constrained by their smaller incomes but not, at the same time, by restricted opportunities. In a recent paper, Pitlik and Rode (2014) find empirical evidence for this interpretation.

Finally, equations 7 to 9 introduce the residuals from the corresponding equations 4 to 6 to our basic model, thereby including the values of life control that are not correlated with economic freedom. As one can observe for the values on life control, these are now exactly equivalent to those of equations 1 to 3. In turn, the coefficients on the remaining control variables will now capture their full impact on life satisfaction, including the impact that passes through changes in life control.

Comparing equations 1 to 3 with equations 7 to 9, one sees that the signs, coefficients, and significance levels of our macro-control variables, including GDP per capita, democracy, and Gini coefficients are practically identical. Only the coefficients for economic freedom are substantially higher. In the case of economic freedom, the impact increases from 0.5 in equation 1 to 0.56 in equation 7. This indicates that a one-standard-deviation shock in economic freedom has the potential to raise individual happiness by almost six percentage points via direct and indirect

channels. This effect is comparable to an upward leap of roughly four income deciles in our model, which amounts to almost two standard deviations in this variable. So, while the estimated joint effects of economic freedom on life satisfaction across countries are not huge, they cannot be disregarded either, as the comparison to relative income shows. On an individual level, they demonstrate the welfare generated by living in an economically free society.

Furthermore, some of the individual controls change their impact on life satisfaction quite significantly, when one takes into account the effect via life control. For instance, a substantial part of the positive association of social trust on individual life satisfaction seems to pass through enhanced life control, as demonstrated by the substantially higher coefficients in equations 7 to 9. Women are still more satisfied with their lives in equations 7 to 9, but coefficients drop significantly when compared to equations 1 to 3, taking into account the reduced life control that we find for women, as compared to men. Similarly, coefficients on self-employment are still negative in the present model, but insignificant as opposed to specification 1. So, once we adjust the estimation for the positive effect of self-employment on life control, we cannot confirm a globally negative effect for life satisfaction anymore. Finally, equation 7 points to a possible positive impact of education on individual life satisfaction, once the effect that passes through enhanced life control is also accounted for.

It may take time for institutional factors like economic freedom and democratic institutions to exert an impact on the individual data. In order to check on this possibility, we re-run the equations of table 3.4 lagging the macro variables by an additional decade. This would provide for a sufficient time lag for individuals to adjust to macro changes. Moreover, the EFW for the earlier year could be thought of as an instrument for its current value. The results still show that EFW exerts a positive impact on life satisfaction, while democracy remains insignificant. These findings increase our confidence that living in a more economically free country enhances personal life satisfaction. While our findings indicate that institutions supportive of economic freedom exert a strong and persistent impact on the control of individual citizens over their life, and also their personal life satisfaction, this was not true for democracy. There was no tendency for individuals living in democratic countries to exhibit either more control over their life, or to achieve more personal happiness. Perhaps this reflects the fact that economic freedom exerts more impact than democracy on the daily lives of ordinary people. Put another way, restrictions on your ability to trade with others, choose your occupation, enter freely into business, and keep what you earn, tend to exert more impact on large parts of a society than whether the “rules of the game” are established democratically. From an individual perspective this makes some sense, since the whole point of democracy is to substitute collective control of people’s lives for individual life choice. This is a feature of democracy, not a “bug”, but it highlights how individual choice is inherent in economic freedom, as compared to democratic political institutions.

In prior research, Rode, Knoll, and Pitlik (2013), among others, have found that the mean country value of life satisfaction was higher under democracies than for authoritarian regimes when testing on a national or macro level. This paper reports tests on a micro or individual level. The problems accompanying both potential reverse causality and correlation of life satisfaction with left out variables are more severe in the case of analysis based on macro data. Thus, there is reason to have more confidence in the micro results, indicating that living in a democracy fails to

enhance life satisfaction and economic freedom does indeed exert a positive impact on life satisfaction. Further, as we employ country fixed effects in our individual estimates, the coefficients signal pure within-country variations over time, which says nothing about the influence of democracy on cross-country variations. Future research in this area is needed to determine in more detail why democracy appears to exert only a weak impact on the personal life control and life satisfaction of the residents of a country.

5 Conclusions

The individual and societal determinants of happiness have been heavily investigated in recent years and the findings indicate that one important correlate of life satisfaction is the degree to which people feel they are in control of their own lives. In a parallel manner, it has been shown that economic freedom exerts an independent impact on life satisfaction over and above its impact on per-capita income levels and other indicators of material well-being. Following Buchanan (2005), we examine the impact of economic institutions built on the principle of free choice upon individual perceptions of life control and consider the potential benefit that accrues to individuals in terms of their life satisfaction.

We find that living in a country with high overall economic freedom is a relevant determinant of feeling in control of one's own life. As one might expect, a substantial share of the impact of economic freedom on life satisfaction is actually channeled through life control. Therefore, economic freedom also influences individual happiness by giving people the feeling of being more in control of their own lives and having the freedom to choose between different options in the market.

References

Bavetta, S., and P. Navarra (2011). Economic Freedom and the Pursuit of Happiness. In T. Miller, and K. Holmes, eds., *2011 Index of Economic Freedom* (Heritage Foundation): 61–68.

Bennett, D., and B. Nikolaev (2015). Give Me Liberty and Give Me Control: Freedom and the Locus of Control. Presentation, Public Choice Society Annual Meeting, San Antonio, Texas (March 13).

Berggren, N. (1999). Economic Freedom and Equality: Friends or Foes? *Public Choice* 100: 203–223.

Bjørnskov, C. (2003). The Happy Few: Cross-Country Evidence on Social Capital and Life Satisfaction. *Kyklos* 56: 3–16.

Buchanan, J.M. (2005). Afraid to Be Free: Dependency as Desideratum. *Public Choice* 124: 19–31.

Cheibub, J.A., J. Gandhi, and J.R. Vreeland (2010). Democracy and Dictatorship Revisited. *Public Choice* 143: 67–101.

De Haan, J., S. Lundström, and J.-E. Sturm (2006). Market-Oriented Institutions and Policies and Economic Growth: A Critical Survey. *Journal of Economic Surveys* 20: 157–191.

Deininger, K., and L. Squire (1996). A New Data Set Measuring Income Inequality. *World Bank Economic Review* 10: 565–591.

Dolan, P., T. Peasgood, and M. White (2008). Do We Really Know What Makes Us Happy? A Review of the Economic Literature on the Factors Associated with Subjective Well-Being. *Journal of Economic Psychology* 29: 94–122.

Doucouliafos, C., and M. Ulubasoglu (2006). Economic Freedom and Economic Growth: What Difference Does Specification Make? *European Journal of Political Economy* 22: 60–81.

Feenstra, R.C., R. Inklaar, and M.P. Timmer (2015). The Next Generation of the Penn World Table. *American Economic Review*, forthcoming. <www.ggd.net/pwt>.

Frey, B.S. (2008). *Happiness: A Revolution in Economics*. MIT Press.

Gwartney, J.D., R. Holcombe, and R. Lawson (2006). Institutions and the Impact of Investment on Growth. *Kyklos* 59: 255–273.

Gwartney, J.D., R. Lawson, and J. Hall (2014). *Economic Freedom of the World: 2014 Annual Report*. Fraser Institute.

Haagerty, M.R., and R. Veenhoven (2003). Wealth and Happiness Revisited. Growing Wealth of Nations Does Go with Greater Happiness. *Social Indicators Research* 64: 1–27.

Helliwell, J.F. (2003). How's Life? Combining Individual and National Variables to Explain Subjective Well-Being. *Economic Modelling* 20: 331–360.

Inglehart, R., R. Foa, C. Peterson, and C. Welzel (2008). Development, Freedom, and Rising Happiness. A Global Perspective 1981–2007. *Perspectives on Psychological Science* 3: 246–285.

Marshall, M.G., T.R. Gurr, and K. Jagers (2014). *Polity IV Project: Political Regime Characteristics and Transitions, 1800–2013. Dataset Users' Manual*. Colorado State University. <<http://www.systemicpeace.org/inscr/p4manualv2013.pdf>>.

Moulton, B. (1990). An Illustration of a Pitfall in Estimating the Effects of Aggregate Variables in Micro Units. *Review of Economics and Statistics* 72: 334–338.

Pitlik, H. (2002). The Path of Liberalization and Economic Growth. *Kyklos* 55: 57–80.

Pitlik, H., and M. Rode (2014). *Free to Choose? Economic Freedom, Relative Income, and Life Control Perceptions*. Working Paper No. 482. WIFO Austrian Institute of Economic Research.

Rode, M., and S. Coll (2012). Economic Freedom and Growth. What Policies Matter the Most? *Constitutional Political Economy* 23: 95–133.

Rode, M., and J.D. Gwartney (2012). Does Democratization Facilitate Economic Liberalization? *European Journal of Political Economy* 28: 607–619.

Rode, M., B. Knoll, and H. Pitlik (2013). Economic Freedom, Democracy, and Life Satisfaction. In J.D. Gwartney, R. Lawson, and J. Hall, eds., *Economic Freedom of the World: 2013 Annual Report* (Fraser Institute): 215–233.

Rotter, J.B. (1966). Generalized Expectancies for Internal versus External Control of Reinforcement. *Psychological Monographs: General and Applied* 80, 1: 1–28.

Verme, P. (2009). Happiness, Freedom and Control. *Journal of Economic Behavior & Organization* 71: 146–161.

Welzel, C. (2013). *Freedom Rising: Human Empowerment and the Quest for Emancipation*. Cambridge University Press.

World Bank (2015). *World Development Indicators*. <<http://data.worldbank.org>>.

World Values Survey (2014). European and World Values Surveys six-wave Integrated Data File, 1981–2014. European Values Study Foundation and World Values Survey Association. <<http://www.worldvaluessurvey.org/WVSDocumentationWVL.jsp>>.

Appendix Explanatory Notes and Data Sources

Area 1 Size of Government

A Government consumption

This component is measured as general government consumption spending as a percentage of total consumption. The rating for this component, as with many of the following components, is designed to mirror the actual distribution of the raw data but on a zero-to-10 scale. The rating is equal to: $(V_{\max} - V_i) / (V_{\max} - V_{\min})$ multiplied by 10. The V_i is the country's actual government consumption as a proportion of total consumption, while the V_{\max} and V_{\min} were set at 40 and 6, respectively. The 1990 data were used to derive the maximum and minimum values for this component. Countries with a larger proportion of government expenditures received lower ratings. In contrast, as the ratio approaches the maximum value, the ratio moves toward zero.

Sources World Bank, *World Development Indicators*; International Monetary Fund, *International Financial Statistics*; United Nations National Accounts.

B Transfers and subsidies

This component is measured as general government transfers and subsidies as a share of GDP. The rating for this component is equal to: $(V_{\max} - V_i) / (V_{\max} - V_{\min})$ multiplied by 10. The V_i is the country's ratio of transfers and subsidies to GDP, while the V_{\max} and V_{\min} values are set at 37.2 and 0.5, respectively. The 1990 data were used to derive the maximum and minimum values for this component. The formula will generate lower ratings for countries with larger transfer sectors. When the size of a country's transfer sector approaches that of the country with the largest transfer sector during the 1990 benchmark year, the rating of the country will approach zero.

Sources International Monetary Fund, *Government Finance Statistics Yearbook*; World Bank, *World Development Indicators*; International Monetary Fund, *International Financial Statistics*; United Nations National Accounts.

C Government enterprises and investment

Data on government investment as a share of total investment were used to construct the zero-to-10 ratings. Countries with more government enterprises and government investment received lower ratings. When the government investment share was generally less than 15% of total investment, countries were given a rating of 10.

When government investment was between 15% and 20% of the total, countries received a rating of 8. When government investment was between 20% and 25% of the total, countries were rated at 7. When government investment was between 25% and 30% of the total, countries were assigned a rating of 6. When government investment was generally between 30% and 40% of the total, countries received a rating of 4. When government investment was between 40% and 50% of the total, countries were rated at 2. A rating of zero was assigned when government investment exceeded 50% of total investment. In cases where government investment data were unavailable, we used qualitative data on the scope of SOEs to assign ratings.

Sources International Monetary Fund, *Government Finance Statistics Yearbook*; World Bank, *World Development Indicators*; International Monetary Fund, *International Finance Statistics*; World Economic Forum, *Global Competitiveness Report*; United Nations National Accounts; European Bank for Reconstruction and Development, *Transition Indicators*.

D Top marginal tax rate

i Top marginal income tax rate

Countries with higher marginal tax rates that take effect at lower income thresholds received lower ratings based on the matrix below. The income threshold data were converted from local currency to 1982/1984 US dollars (using beginning-of-year exchange rates and the US Consumer Price Index). These figures include sub-national rates if applicable.

ii Top marginal income and payroll tax rates

Countries with higher marginal income and payroll (wage) tax rates that take effect at lower income thresholds received lower ratings based on the matrix below. The income threshold data were converted from local currency to 1982/1984 US dollars (using beginning-of-year exchange rates and the US Consumer Price Index). These figures include sub-national rates if applicable.

Source PricewaterhouseCoopers, *Worldwide Tax Summaries Online*; PricewaterhouseCoopers, *Individual Taxes: A Worldwide Summary* (various issues).

	Income Threshold at Which the Top Marginal Rate Applies (1982/1984 US\$)			
	< \$25,000	\$25,000 – \$50,000	\$50,000 – \$150,000	> \$150,000
< 20%	10	10	10	10
21% – 25%	9	9	10	10
26% – 30%	8	8	9	9
31% – 35%	7	7	8	9
36% – 40%	5	6	7	8
41% – 45%	4	5	6	7
46% – 50%	3	4	5	5
51% – 55%	2	3	4	4
56% – 60%	1	2	3	3
61% – 65%	0	1	2	2
66% – 70%	0	0	1	1
> 70%	0	0	0	0

Area 2 Legal System and Property Rights

Note The ratings for Area 2 from 1970 to 1995 are the same as the Area V ratings from *Economic Freedom of the World: 2001 Annual Report*. Please see that report for methodological details.

A Judicial independence

This component is from the *Global Competitiveness Report* question: “Is the judiciary in your country independent from political influences of members of government, citizens, or firms? No—heavily influenced (= 1) or Yes—entirely independent (= 7).” The question’s wording has varied slightly over the years. All variables from the *Global Competitiveness Report* were converted from the original 1-to-7 scale to a 0-to-10 scale using this formula: $EFW_i = ((GCR_i - 1) \div 6) \times 10$.

Source World Economic Forum, *Global Competitiveness Report*.

B Impartial courts

This component is from the *Global Competitiveness Report* question: “The legal framework in your country for private businesses to settle disputes and challenge the legality of government actions and/or regulations is inefficient and subject to manipulation (= 1) or is efficient and follows a clear, neutral process (= 7).” The question’s wording has varied slightly over the years. Note: The “Rule of Law” ratings from the World Bank’s *Governance Indicators* Project have been used to fill in data for countries omitted from the primary data source since 1995.

Source World Economic Forum, *Global Competitiveness Report*.

C Protection of property rights

This component is from the *Global Competitiveness Report* question: “Property rights, including over financial assets, are poorly defined and not protected by law (= 1) or are clearly defined and well protected by law (= 7).” Note: This replaces previous *Global Competitiveness Report* question on protection of intellectual property.

Source World Economic Forum, *Global Competitiveness Report*.

D Military interference in rule of law and politics

This component is based on the *International Country Risk Guide* Political Risk Component G. Military in Politics: “A measure of the military’s involvement in politics. Since the military is not elected, involvement, even at a peripheral level, diminishes democratic accountability. Military involvement might stem from an external or internal threat, be symptomatic of underlying difficulties, or be a full-scale military takeover. Over the long term, a system of military government will almost certainly diminish effective governmental functioning, become corrupt, and create an uneasy environment for foreign businesses.” Note: The “Political Stability and Absence of Violence” ratings from the World Bank’s *Governance Indicators* Project have been used to fill in data for countries omitted from the primary data source since 1995.

Sources PRS Group, *International Country Risk Guide*; World Bank, *Governance Indicators*.

E Integrity of the legal system

This component is based on the *International Country Risk Guide* Political Risk Component I for Law and Order: “Two measures comprising one risk component. Each sub-component equals half of the total. The ‘law’ sub-component assesses the strength and impartiality of the legal system, and the ‘order’ sub-component assesses popular observance of the law.”

Source PRS Group, *International Country Risk Guide*.

F Legal enforcement of contracts

This component is based on the World Bank’s *Doing Business* estimates for the time and money required to collect a debt. The debt is assumed to equal 200% of the country’s per-capita income where the plaintiff has complied with the contract and judicial judgment is rendered in his favor. Zero-to-10 ratings were constructed for (1) the time cost (measured in number of calendar days required from the moment the lawsuit is filed until payment) and (2) the monetary cost of the case (measured as a percentage of the debt). These two ratings were then averaged to arrive at the final rating for this sub-component. The formula used to calculate the zero-to-10 ratings was: $(V_{\max} - V_i) / (V_{\max} - V_{\min})$ multiplied by 10. V_i represents the time or money cost value. The values for V_{\max} and V_{\min} were set at 725 days and 82.3% (1.5 standard deviations above average in 2005) and 62 days (1.5 standard deviations below average in 2005) and 0%, respectively. Countries with values outside of the V_{\max} and V_{\min} range received ratings of either zero or 10 accordingly.

Source World Bank, *Doing Business*.

G Regulatory costs of the sale of real property

This sub-component is based on the World Bank’s *Doing Business* data on the time measured in days and monetary costs required to transfer ownership of property that includes land and a warehouse. Zero-to-10 ratings were constructed for (1) the time cost (measured in number of calendar days required to transfer ownership) and (2) the monetary cost of transferring ownership (measured as a percentage of the property value). These two ratings were then averaged to arrive at the final rating for this sub-component. The formula used to calculate the zero-to-10 ratings was: $(V_{\max} - V_i) / (V_{\max} - V_{\min})$ multiplied by 10. V_i represents the time or money cost value. The values for V_{\max} and V_{\min} were set at 265 days and 15% (1.5 standard deviations above average in 2005) and 0 days and 0%, respectively. Countries with values outside of the V_{\max} and V_{\min} range received ratings of either zero or ten accordingly.

Source World Bank, *Doing Business*.

H Reliability of police

This component is from the *Global Competitiveness Report* question: “To what extent can police services be relied upon to enforce law and order in your country? (1 = Cannot be relied upon at all; 7 = Can be completely relied upon).”

Source World Economic Forum, *Global Competitiveness Report*.

I Business costs of crime

This component is from the *Global Competitiveness Report* question: “To what extent does the incidence of crime and violence impose costs on businesses in your country? (1 = To a great extent; 7 = Not at all).”

Source World Economic Forum, *Global Competitiveness Report*.

Area 3 Access to Sound Money

A Money growth

The component measures the average annual growth of the money supply in the last five years minus average annual growth of real GDP in the last ten years. Countries where growth of the money supply greatly exceeds growth of real output receive lower ratings. The M1 money supply (basically defined as checkable deposits plus currency in circulation) figures were used to measure the growth rate of the money supply. The rating is equal to: $(V_{\max} - V_i) / (V_{\max} - V_{\min})$ multiplied by 10. V_i represents the average annual growth rate of the money supply during the last five years adjusted for the growth of real GDP during the previous ten years. The values for V_{\min} and V_{\max} were set at zero and 50%, respectively. Therefore, if the adjusted growth rate of the money supply during the last five years was zero, indicating that money growth was equal to the long-term growth of real output, the formula generates a rating of 10. Ratings decline as the adjusted money supply growth increases toward 50%. When the adjusted annual money growth is equal to (or greater than) 50%, a rating of zero results.

Sources World Bank, *World Development Indicators*; International Monetary Fund, *International Financial Statistics*; United Nations National Accounts.

B Standard deviation of inflation

The component measures the standard deviation of the inflation rate over the last five years. Generally, the GDP deflator was used as the measure of inflation for this component. When these data were unavailable, the Consumer Price Index was used. The following formula was used to determine the zero-to-10 scale rating for each country: $(V_{\max} - V_i) / (V_{\max} - V_{\min})$ multiplied by 10. V_i represents the country's standard deviation of the annual rate of inflation during the last five years. The values for V_{\min} and V_{\max} were set at zero and 25%, respectively. This procedure will allocate the highest ratings to the countries with least variation in the annual rate of inflation. A perfect 10 results when there is no variation in the rate of inflation over the five-year period. Ratings will decline toward zero as the standard deviation of the inflation rate approaches 25% annually.

Sources World Bank, *World Development Indicators*; International Monetary Fund, *International Financial Statistics*.

C Inflation: most recent year

Generally, the CPI was used as the measure of inflation for this component as it is often available before the GDP deflator is available. When these data were

unavailable, the GDP deflator inflation rate was used. The zero-to-10 country ratings were derived by the following formula: $(V_{\max} - V_i) / (V_{\max} - V_{\min})$ multiplied by 10. V_i represents the rate of inflation during the most recent year. The values for V_{\min} and V_{\max} were set at zero and 50%, respectively—the lower the rate of inflation, the higher the rating. Countries that achieve perfect price stability earn a rating of 10. As the inflation rate moves toward a 50% annual rate, the rating for this component moves toward zero. A zero rating is assigned to all countries with an inflation rate of 50% or more.

Sources World Bank, *World Development Indicators*; International Monetary Fund, *International Financial Statistics*.

D Freedom to own foreign currency bank accounts

When foreign currency bank accounts were permissible without any restrictions both domestically and abroad, the rating was 10; when these accounts were restricted, the rating was zero. If foreign currency bank accounts were permissible domestically but not abroad (or vice versa), the rating was 5.

Note This component was not updated for the 2014 Annual Report.

Sources International Monetary Fund, *Annual Report on Exchange Arrangements and Exchange Restrictions*.

Area 4 Freedom to Trade Internationally

A Tariffs

i. Revenues from trade taxes (% of trade sector)

This sub-component measures the amount of taxes on international trade as a share of exports and imports. The formula used to calculate the ratings for this sub-component was: $(V_{\max} - V_i) / (V_{\max} - V_{\min})$ multiplied by 10. V_i represents the revenue derived from taxes on international trade as a share of the trade sector. The values for V_{\min} and V_{\max} were set at zero and 15%, respectively. This formula leads to lower ratings as the average tax rate on international trade increases. Countries with no specific taxes on international trade earn a perfect 10. As the revenues from these taxes rise toward 15% of international trade, ratings decline toward zero.

Sources International Monetary Fund, *Government Finance Statistics Yearbook*; International Monetary Fund, *International Financial Statistics*.

ii. Mean tariff rate

This sub-component is based on the unweighted mean of tariff rates. The formula used to calculate the zero-to-10 rating for each country was: $(V_{\max} - V_i) / (V_{\max} - V_{\min})$ multiplied by 10. V_i represents the country's mean tariff rate. The values for V_{\min} and V_{\max} were set at 0% and 50%, respectively. This formula will allocate a rating

of 10 to countries that do not impose tariffs. As the mean tariff rate increases, countries are assigned lower ratings. The rating will decline toward zero as the mean tariff rate approaches 50%. (Note that, except for two or three extreme observations, all countries have mean tariff rates within this range from 0% to 50%.)

Sources World Trade Organization, *World Tariff Profiles*.

iii *Standard deviation of tariff rates*

Compared to a uniform tariff, wide variations in tariff rates indicate greater efforts towards central planning of the economy's production and consumption patterns. Thus, countries with a greater variation in their tariff rates are given lower ratings. The formula used to calculate the zero-to-10 ratings for this component was: $(V_{\max} - V_i) / (V_{\max} - V_{\min})$ multiplied by 10. V_i represents the standard deviation of the country's tariff rates. The values for V_{\min} and V_{\max} were set at 0% and 25%, respectively. This formula will allocate a rating of 10 to countries that impose a uniform tariff. As the standard deviation of tariff rates increases toward 25%, ratings decline toward zero. (Note that, except for a few very extreme observations, the standard deviations of the tariff rates for the countries in our study fall within this 0% to 25% range.)

Sources World Trade Organization, *World Tariff Profiles*.

B Regulatory trade barriers

i *Non-tariff trade barriers*

This sub-component is based on the *Global Competitiveness Report* survey question: "In your country, tariff and non-tariff barriers significantly reduce the ability of imported goods to compete in the domestic market. 1–7 (best)." The question's wording has varied slightly over the years. Note, notwithstanding the sub-component's title, this indicator captures both tariff and non-tariff barriers.

Source World Economic Forum, *Global Competitiveness Report*.

ii *Compliance cost of importing and exporting*

This sub-component is based on the World Bank's *Doing Business* data on the time (i.e., non-money) cost of procedures required to import a full 20-foot container of dry goods that contains no hazardous or military items. Countries where it takes longer to import/export are given lower ratings. Zero-to-10 ratings were constructed for (1) the time cost to export a good (measured in number of calendar days required) and (2) the time cost to import a good (measured in number of calendar days required). These two ratings were then averaged to arrive at the final rating for this sub-component. The formula used to calculate the zero-to-10 ratings was: $(V_{\max} - V_i) / (V_{\max} - V_{\min})$ multiplied by 10. V_i represents the time cost value. The values for V_{\max} and V_{\min} were set at 62 and 80 days (1.5 standard deviations above average in 2005) and 2 days (1.5 standard deviations below average in 2005) and 0 days, respectively. Countries with values outside of the V_{\max} and V_{\min} range received ratings of either zero or 10 accordingly.

Source World Bank, *Doing Business*.

C Black-market exchange rates

This component is based on the percentage difference between the official and the parallel (black) market exchange rate. The formula used to calculate the zero-to-10 ratings for this component was the following: $(V_{\max} - V_i) / (V_{\max} - V_{\min})$ multiplied by 10. V_i is the country's black-market exchange rate premium. The values for V_{\min} and V_{\max} were set at 0% and 50%, respectively. This formula will allocate a rating of 10 to countries without a black-market exchange rate; that is, those with a domestic currency that is fully convertible without restrictions. When exchange rate controls are present and a black market exists, the ratings will decline toward zero as the black-market premium increases toward 50%. A zero rating is given when the black market premium is equal to, or greater than, 50%.

Sources *MRI Bankers' Guide to Foreign Currency*.

D Controls of the movement of capital and people

i Foreign ownership/investment restrictions

This sub-component is based on the following two *Global Competitiveness Report* questions: [1] "How prevalent is foreign ownership of companies in your country? 1 = Very rare, 7 = Highly prevalent." [2] "How restrictive are regulations in your country relating to international capital flows? 1 = Highly restrictive, 7 = Not restrictive at all."

Source World Economic Forum, *Global Competitiveness Report*.

ii Capital controls

The International Monetary Fund reports on up to 13 types of international capital controls. The zero-to-10 rating is the percentage of capital controls not levied as a share of the total number of capital controls listed, multiplied by 10.

Source International Monetary Fund, *Annual Report on Exchange Arrangements and Exchange Restrictions*.

iii Freedom of foreigners to visit

This component measures the percentage of countries for which a country requires a visa from foreign visitors. It reflects the freedom of foreigners to travel to this country for tourist and short-term business purposes. The formula used to calculate the zero-to-10 ratings was: $(V_i - V_{\min}) / (V_{\max} - V_{\min})$ multiplied by 10. V_i represents the component value. The values for V_{\max} and V_{\min} were set at 47.2 (1 standard deviation above average) and 0. Countries with values outside of the V_{\max} and V_{\min} range received ratings of either zero or ten accordingly.

Source Robert Lawson and Jayme Lemke (2012). *Travel Visas*. *Public Choice* 154, 1-2: 17-36. Authors' calculations.

Area 5 Regulation

The rating for Area 5 is calculated as the average of Components 5A, 5B, and 5C. When there were not enough data to generate ratings in at least two of those components, which is common especially in earlier years, the rating for Area 5 was computed to be $2.5 + 0.50(X_i)$, where X_i is the average of all the sub-components in Area 5. This formula was created based on a regression analysis comparing countries with and without complete data.

A Credit market regulations

i. Ownership of banks

Data on the percentage of bank deposits held in privately owned banks were used to construct rating intervals. Countries with larger shares of privately held deposits received higher ratings. When privately held deposits totaled between 95% and 100%, countries were given a rating of 10. When private deposits constituted between 75% and 95% of the total, a rating of 8 was assigned. When private deposits were between 40% and 75% of the total, the rating was 5. When private deposits totaled between 10% and 40%, countries received a rating of 2. A zero rating was assigned when private deposits were 10% or less of the total.

Sources World Bank, *Bank Regulation and Supervision Survey*; James R. Barth, Gerard Caprio, and Ross Levine (2006). *Rethinking Bank Regulation: Till Angels Govern*. Cambridge University Press.

ii. Private-sector credit

This sub-component measures the extent of government borrowing relative to private-sector borrowing. Greater government borrowing indicates more central planning and results in lower ratings. If available, this sub-component is calculated as the government fiscal deficit as a share of gross saving. Since the deficit is expressed as a negative value, higher numerical values result in higher ratings. The formula used to derive the country ratings for this sub-component was $(-V_{\max} - V_i) / (V_{\max} + V_{\min})$ multiplied by 10. V_i is the ratio of deficit to gross investment, and the values for V_{\max} and V_{\min} are set at 0 and -100.0% , respectively. The formula allocates higher ratings as the deficit gets smaller (i.e., closer to zero) relative to gross saving.

If the deficit data are not available, the component is instead based on the share of private credit to total credit extended in the banking sector. Higher values are indicative of greater economic freedom. Thus, the formula used to derive the country ratings for this sub-component was $(V_i - V_{\min}) / (V_{\max} - V_{\min})$ multiplied by 10. V_i is the share of the country's total domestic credit allocated to the private sector and the values for V_{\max} and V_{\min} are set at 99.9% and 10.0%, respectively. The 1990 data were used to derive the maximum and minimum values for this component. The formula allocates higher ratings as the share of credit extended to the private sector increases.

Sources World Bank, *World Development Indicators*; World Economic Forum, *Global Competitiveness Report*; International Monetary Fund, *International Financial Statistics*.

iii Interest rate controls/negative real interest rates

Data on credit-market controls and regulations were used to construct rating intervals. Countries with interest rates determined by the market, stable monetary policy, and reasonable real-deposit and lending-rate spreads received higher ratings. When interest rates were determined primarily by market forces as evidenced by reasonable deposit and lending-rate spreads, and when real interest rates were positive, countries were given a rating of 10. When interest rates were primarily market-determined but the real rates were sometimes slightly negative (less than 5%) or the differential between the deposit and lending rates was large (8% or more), countries received a rating of 8. When the real deposit or lending rate was persistently negative by a single-digit amount or the differential between them was regulated by the government, countries were rated at 6. When the deposit and lending rates were fixed by the government and the real rates were often negative by single-digit amounts, countries were assigned a rating of 4. When the real deposit or lending rate was persistently negative by a double-digit amount, countries received a rating of 2. A zero rating was assigned when the deposit and lending rates were fixed by the government and real rates were persistently negative by double-digit amounts or hyperinflation had virtually eliminated the credit market.

Source World Bank, *World Development Indicators*; International Monetary Fund, *International Financial Statistics*.

B Labor market regulations

i Hiring market regulations

This sub-component is based on the World Bank's *Doing Business* "Difficulty of Hiring Index", which is described as follows: "The difficulty of hiring index measures (i) whether fixed-term contracts are prohibited for permanent tasks; (ii) the maximum cumulative duration of fixed term contracts; and (iii) the ratio of the minimum wage for a trainee or first-time employee to the average value added per worker. An economy is assigned a score of 1 if fixed-term contracts are prohibited for permanent tasks and a score of 0 if they can be used for any task. A score of 1 is assigned if the maximum cumulative duration of fixed-term contracts is less than 3 years; 0.5 if it is 3 years or more but less than 5 years; and 0 if fixed-term contracts can last 5 years or more. Finally, a score of 1 is assigned if the ratio of the minimum wage to the average value added per worker is 0.75 or more; 0.67 for a ratio of 0.50 or more but less than 0.75; 0.33 for a ratio of 0.25 or more but less than 0.50; and 0 for a ratio of less than 0.25." Countries with higher difficulty of hiring are given lower ratings.

Source World Bank, *Doing Business*.

ii Hiring and firing regulations

This sub-component is based on the *Global Competitiveness Report* question: "The hiring and firing of workers is impeded by regulations (= 1) or flexibly determined by employers (= 7)." The question's wording has varied over the years.

Source World Economic Forum, *Global Competitiveness Report*.

iii *Centralized collective bargaining*

This sub-component is based on the *Global Competitiveness Report* question: “Wages in your country are set by a centralized bargaining process (= 1) or up to each individual company (= 7).” The wording of the question has varied over the years.

Source World Economic Forum, *Global Competitiveness Report*.

iv *Hours regulations*

This sub-component is based on the World Bank’s *Doing Business* “Rigidity of Hours Index”, which is described as follows: “The rigidity of hours index has 5 components: (i) whether there are restrictions on night work; (ii) whether there are restrictions on weekly holiday work; (iii) whether the workweek can consist of 5.5 days; (iv) whether the workweek can extend to 50 hours or more (including overtime) for 2 months a year to respond to a seasonal increase in production; and (v) whether paid annual vacation is 21 working days or fewer. For questions (i) and (ii), when restrictions other than premiums apply, a score of 1 is given. If the only restriction is a premium for night work and weekly holiday work, a score of 0, 0.33, 0.66 or 1 is given according to the quartile in which the economy’s premium falls. If there are no restrictions, the economy receives a score of 0. For questions (iii), (iv) and (v), when the answer is no, a score of 1 is assigned; otherwise a score of 0 is assigned.” Countries with less-rigid work rules receive better scores in this component.

Source World Bank, *Doing Business*.

v *Mandated cost of worker dismissal*

This sub-component is based on the World Bank’s *Doing Business* data on the cost of the advance notice requirements, severance payments and penalties due when dismissing a redundant worker with 10 years tenure. The formula used to calculate the zero-to-10 ratings was: $(V_{\max} - V_i) / (V_{\max} - V_{\min})$ multiplied by 10. V_i represents the dismissal cost (measured in weeks of wages). The values for V_{\max} and V_{\min} were set at 58 weeks (1.5 standard deviations above average in 2005) and 0 weeks, respectively. Countries with values outside of the V_{\max} and V_{\min} range received ratings of either zero or 10 accordingly.

Source World Bank, *Doing Business*.

vi *Conscription*

Data on the use and duration of military conscription were used to construct rating intervals. Countries with longer conscription periods received lower ratings. A rating of 10 was assigned to countries without military conscription. When length of conscription was six months or less, countries were given a rating of 5. When length of conscription was more than six months but not more than 12 months, countries were rated at 3. When length of conscription was more than 12 months but not more than 18 months, countries were assigned a rating of 1. When conscription periods exceeded 18 months, countries were rated zero. If conscription was present, but apparently not strictly enforced or the length of service could not be determined, the country was given a rating of 3. In cases where it is clear conscription

is never used, even though it may be possible, a rating of 10 is given. If a country's mandated national service includes clear non-military options, the country was given a rating of 5.

Source International Institute for Strategic Studies, *The Military Balance*; War Resisters International, *World Survey of Conscription and Conscientious Objection to Military Service*; additional online sources used as necessary.

C Business regulations

i Administrative requirements

This sub-component is based on the *Global Competitiveness Report* question: "Complying with administrative requirements (permits, regulations, reporting) issued by the government in your country is (1 = burdensome, 7 = not burdensome)."

Source World Economic Forum, *Global Competitiveness Report*.

ii Bureaucracy costs

This sub-component is based on the *Global Competitiveness Report* question: "Standards on product/service quality, energy and other regulations (outside environmental regulations) in your country are: (1 = Lax or non-existent, 7 = among the world's most stringent)."

Source World Economic Forum, *Global Competitiveness Report*.

iii Starting a business

This sub-component is based on the World Bank's *Doing Business* data on the amount of time and money it takes to start a new limited liability business. Countries where it takes longer or is more costly to start a new business are given lower ratings. Zero-to-10 ratings were constructed for three different variables: (1) time (measured in days) necessary to comply with regulations when starting a limited liability company, (2) money costs of the fees paid to regulatory authorities (measured as a share of per-capita income) and (3) minimum capital requirements; that is, funds that must be deposited into a company bank account (measured as a share of per-capita income). These three ratings were then averaged to arrive at the final rating for this sub-component. The formula used to calculate the zero-to-10 ratings was: $(V_{\max} - V_i) / (V_{\max} - V_{\min})$ multiplied by 10. V_i represents the variable value. The values for V_{\max} and V_{\min} were set at 104 days, 317%, and 1,017% (1.5 standard deviations above average in 2005) and 0 days, 0%, and 0%, respectively. Countries with values outside of the V_{\max} and V_{\min} range received ratings of either zero or 10 accordingly.

Source World Bank, *Doing Business*.

iv Extra payments/bribes/favoritism

This sub-component is based on the *Global Competitiveness Report* questions: [1] "In your industry, how commonly would you estimate that firms make undocumented extra payments or bribes connected with the following: A—Import and export permits; B—Connection to public utilities (e.g., telephone or electricity);

C—Annual tax payments; D—Awarding of public contracts (investment projects); E—Getting favourable judicial decisions. Common (= 1) Never occur (= 7).” [2] “Do illegal payments aimed at influencing government policies, laws or regulations have an impact on companies in your country? 1 = Yes, significant negative impact, 7 = No, no impact at all.” [3] “To what extent do government officials in your country show favoritism to well-connected firms and individuals when deciding upon policies and contracts? 1 = Always show favouritism, 7 = Never show favouritism.”

Source World Economic Forum, *Global Competitiveness Report*.

v *Licensing restrictions*

This sub-component is based on the World Bank’s *Doing Business* data on the time in days and monetary costs required to obtain a license to construct a standard warehouse. Zero-to-10 ratings were constructed for (1) the time cost (measured in number of calendar days required to obtain a license) and (2) the monetary cost of obtaining the license (measured as a share of per-capita income). These two ratings were then averaged to arrive at the final rating for this sub-component. The formula used to calculate the zero-to-10 ratings was: $(V_{\max} - V_i) / (V_{\max} - V_{\min})$ multiplied by 10. V_i represents the time or money cost value. The values for V_{\max} and V_{\min} were set at 363 days and 2,763% (1.5 standard deviations above average in 2005) and 56 days (1.5 standard deviations below average in 2005) and 0%, respectively. Countries with values outside of the V_{\max} and V_{\min} range received ratings of either zero or ten accordingly.

Source World Bank, *Doing Business*.

vi *Cost of tax compliance*

This sub-component is based on the World Bank’s *Doing Business* data on the time required per year for a business to prepare, file, and pay taxes on corporate income, value added or sales taxes, and taxes on labor. The formula used to calculate the zero-to-10 ratings was: $(V_{\max} - V_i) / (V_{\max} - V_{\min})$ multiplied by 10. V_i represents the time cost (measured in hours) of tax compliance. The values for V_{\max} and V_{\min} were set at 892 hours (1.5 standard deviations above average in 2005) and 0 hours, respectively. Countries with values outside of the V_{\max} and V_{\min} range received ratings of either zero or ten accordingly.

Source World Bank, *Doing Business*.

About the Authors

James D. Gwartney

James Gwartney holds the Gus A. Stavros Eminent Scholar Chair at Florida State University, where he directs the Stavros Center for the Advancement of Free Enterprise and Economic Education. His Ph.D. in economics is from the University of Washington. He is the coauthor of *Economics: Private and Public Choice* (Cengage/South-Western Press, 2015), a widely used text on the principles of economics that is now in its 15th edition. He is also coauthor of an economics primer, *Common Sense Economics: What Everyone Should Know about Wealth and Prosperity* (St. Martin's Press, 2010). His publications have appeared in both professional journals and popular media such as the *Wall Street Journal* and the *New York Times*. He served as Chief Economist of the Joint Economic Committee of the US Congress from 1999 to 2000. In 2004, he was the recipient of the Adam Smith Award of the Association of Private Enterprise Education for his contribution to the advancement of free-market ideals. He is a past President of the Southern Economic Association and the Association for Private Enterprise Education.

Robert A. Lawson

Robert Lawson holds the Jerome M. Fullinwider Endowed Centennial Chair in Economic Freedom in the O'Neil Center for Global Markets and Freedom in the Cox School of Business at Southern Methodist University. He earned his B.S. in economics from the Honors Tutorial College at Ohio University and his M.S. and Ph.D. in economics from Florida State University. A Senior Fellow at the Fraser Institute, he has numerous professional publications in journals such as *Public Choice*, *Journal of Economic Behavior and Organization*, *Cato Journal*, *Kyklos*, *Journal of Labor Research*, *Journal of Institutional and Theoretical Economics*, and *European Journal of Political Economy*. Prof. Lawson has served as president of the Association of Private Enterprise Education and is a member of the Mont Pelerin Society.

Joshua C. Hall

Joshua Hall is an associate professor of economics and co-director of the Center for Free Enterprise in the College of Business and Economics at West Virginia University. He earned his bachelor and master degrees in economics from Ohio University and his Ph.D. from West Virginia University in 2007. Prior to returning to his alma mater, he was the Elbert H. Neese, Jr. Professor of Economics at Beloit College. He is currently serving as the Past President of the Association of Private Enterprise Education and is also a Senior Fellow of the Fraser Institute. He is the author of over 70 articles in journals such as *Contemporary Economic Policy*, *Journal of Economic Behavior and Organization*, *Journal of Labor Research*, *Southern Economic Journal*, *Public Finance Review*, and *Journal of Public Administration Research and Theory*.

About the Contributors

Ryan Murphy

Ryan Murphy is a research associate at the O’Neil Center for Global Markets and Freedom at SMU Cox School of Business. He is also an adjunct economist with the Beacon Hill Institute. He received his B.A. in Economics from Boston College and M.S. and Ph.D. in Economics from Suffolk University. His research has appeared in publications such as *American Journal of Agricultural Economics*, *The Independent Review*, *Journal of Private Enterprise*, *Regulation*, *Cato Journal*, and *Human Events*.

Hans Pitlik

Hans Pitlik is a Research Group Coordinator of the department of Macroeconomics and European Economic Policy and Senior Researcher in Public Economics at the Austrian Institute of Economic Research (WIFO), Vienna, Austria. He received a doctoral degree in Economics (1996) and a postdoctoral lecturer qualification (*habilitation*) in 2004 from the University of Stuttgart-Hohenheim (Germany) to which he is also still affiliated. He worked on constitutional economics, fiscal federalism, and on the political economy of market-oriented policy reforms. The focus of his recent research is on determinants of individual attitudes towards economic policies and economic freedom. He has published articles in *Public Choice*, *European Journal of Political Economy*, *Kyklos*, and *Public Finance Review*.

Dulce M. Redín

Dulce Redín is an Assistant Professor, Department of Economics, at the University of Navarra in Pamplona, Spain. She received her doctoral degree in Economics from the University of Navarra (Spain) in 2013. She has been visiting researcher at Columbia University and Georgetown University. Her research focuses on the relationship between formal and informal economic institutions and international finance. Her publications have appeared in the *Journal of Business Ethics*.

Martin Rode

Martin Rode is an Assistant Professor, Department of Economics, at the University of Navarra in Pamplona, Spain. He received a doctoral degree in Economics from a joint Ph.D. program by the Universities of Cantabria, the Basque Country, and Oviedo in 2012. He has been a visiting researcher at Florida State University (USA) and Aarhus University (Denmark). His research has broadly focused on the relationship between economic and political institutions and the performance of economies. Here, a central question is how politics and reform processes are conditioned by the underlying institutional environments in which they are conducted. His publications have appeared in *Constitutional Political Economy*, the *European Journal of Political Economy*, the *Journal of Happiness Studies*, and *Economics of Governance*.

Acknowledgments

As always, we are grateful for the intellectual and financial assistance of the Fraser Institute. Without the assistance and guidance of both Michael Walker, former Executive Director of the Fraser Institute, and the late Milton Friedman, this project would never have gotten off the ground.

The members of the Economic Freedom Network again provided valuable support for this report. Our thanks also go to Kathy Makinen of Florida State University and Ryan Murphy of Southern Methodist University who provided us with research assistance. We are grateful for the hard work of many at the Fraser Institute who help with the project including, especially, Fred McMahon. Lindsey Thomas Martin, the editor, as always did exceptional work. Also thanks to Ian Vasquez at the Cato Institute for his continued support.

Our thanks go also to the Charles Koch Foundation and Searle Freedom Trust for their support.

James Gwartney, Robert Lawson & Joshua Hall

The Economic Freedom Network

Co-publishers of *Economic Freedom of the World*

Afghanistan **Afghanistan Economic and Legal Studies Organization**

The Afghanistan Economic and Legal Studies Organization (AELSO) is a non-governmental think tank that aims to introduce and promote a free-market economy, the rule of law, and good governance to the people of Afghanistan.

e-mail: info@aelso.org • website: www.aelso.org

Albania **Albanian Center for Economic Research**

The Albanian Centre for Economic Research (ACER) is the Albania's first independent non-profit, non-governmental organization aiming at high-quality policy-oriented research in economics with specific emphasis on subjects concerning the Albanian economy. The ACER's philosophy is to build bridges between scholars, policy-makers, and public opinion and foster the dialogue in the interest of an accelerated reforming process, economic development, and prosperity. The research activities at the ACER are divided into five areas: (1) Public Sector, (2) Household Sector, (3) Corporate Sector, (4) Macroeconomic Analysis and Forecasting Sector (5) Other Research Projects. Among the objectives of the ACER is to study subjects of wider economic interest and publish articles in its quarterly academic journal entitled *Albanian Socio-Economic Review*.

e-mail: acer@abcom.al • website: www.acer.org.al

Argentina **Fundación Libertad**

Fundación Libertad is a private, non-profit institution working towards two main goals: the research and distribution of public-policy issues (specifically in socio-economic and business areas) and the promotion of the concept of a free-market society. Founded in Rosario, Argentina, in 1988 by a group of businessmen, professionals, and intellectuals, the Foundation has developed its activities with the support of more than 200 private companies. Its projects include courses, lectures, seminars, research, studies, and publications as well as a strong permanent presence in the media, through columns, and television and radio programs produced by the Foundation. These projects have focused on economic policies, education, regulations, and public spending. Outstanding guest speakers have delivered lectures and conferences for the Fundación Libertad; these include Peruvian writer Mario Vargas Llosa, Nobel prize-winning economists such as Gary Becker, Douglass North, Robert Lucas, and James Buchanan, historian Paul Johnson, Nobel Peace Prize Laureate Lech Walessa, and other intellectuals like Jean François Revel. Fundación Libertad has also led the creation of REFUNDAR, a network of Argentine foundations made up of ten organizations located in the country's major cities. This network has helped us spread our ideas all over the country and is affiliated with similar international organizations.

e-mail: fundacion@libertad.org.ar • website: www.libertad.org.ar

Armenia Centre of Political, Legal and Economic Researches and Forecasting

The Centre of Political, Legal and Economic Researches and Forecasting (PLERF) is a non-governmental organization created in 2002. Its mission is to assist the development of an effective socio-economic policy; to establish an economy based on the free market; and to contribute to the development of democracy in the Republic of Armenia. PLERF organizes seminars and conferences related to its goals and carries out research, independent estimations of social and economic reforms, government policy in certain spheres, and assessment of transition process and surveys among experts and policy makers.

e-mail: khachatryanvahagn@yahoo.com

Australia Institute of Public Affairs

Established in 1943, the Institute of Public Affairs (IPA) is Australia's oldest and largest private-sector think-tank. Its aim is to foster prosperity and full employment, the rule of law, democratic freedoms, security from crime and invasion, and high standards in education and family life for the Australian people. To identify and promote the best means of securing these values, the IPA undertakes research, organizes seminars, and publishes widely.

e-mail: ipa@ipa.org.au • website: ipa.org.au

Austria TIGRA®

TIGRA® is the premier Austrian think-tank on governance research. Headquartered in Salzburg, it was founded to study and advance effective and efficient economic policies. TIGRA® organizes workshops and publishes papers and reports. Their mission is “From analysis to action.” TIGRA® is a network of experts who provide effective market solutions to policy-makers. Special emphasis is put on knowledge management, monitoring the scope and quality of regulations (“cutting red tape”), and setting benchmarks.

e-mail: bendl@erwin.tc

Azerbaijan Center for Economic and Political Research

The Center for Economic and Political Research, Azerbaijan, is a non-profit, non-governmental, research institute founded in 1994. Its mission is to facilitate the country's democratization and economic liberalization and to increase the role of civil society. The main objectives of the Center's activities are analyzing the economic situation and progress of market reforms, political processes, foreign political relations, and regional economic and political tendencies. The Center also conducts sociological surveys and holds conferences, round-tables, and seminars on different aspects of economic and political reforms in the country.

e-mail: info@cesd.az • website: www.cesd.az

Bahamas The Nassau Institute

The Nassau Institute is an independent, non-political, non-profit institute that promotes economic growth, employment, and entrepreneurial activity. It believes that this can best be achieved with a free-market economy and a decent society—one that embraces the rule of law, the right of private property, the free exchange of property and services, and the individual virtues of self-control, commitment, and good will.

e-mail: joan@nassauinstitute.org • website: www.nassauinstitute.org

Bangladesh Making Our Economy Right

Making Our Economy Right (MOER) began in 1991. It is still the country's lone free-market body but never developed as a proper institute for lack of funds. The Bangladesh government's complex rules and regulations that supervise charities and NGOs are in practice mind-boggling government interference that keeps us miles away from any fund-raising agenda. Under the MOER banner, however, we continue to support free-market capitalism against all odds. In the Bangladesh socio-political and economic context, individual freedom and free markets increasingly seem the only way to peace and prosperity of the people. Keynes and Marx have lost ground here. In this scenario, the advent of *Facebook* has been a strong support and has made the global libertarian academia, commentators, and activists accessible to MOER. The online communication with free-market individuals, groups, or political parties as well as with those who are not libertarian in thought appears far more effective and result-oriented than years of newspaper op-eds and seminars.

e-mail: nizam.ahmad@gmail.com

Belarus Scientific Research Mises Center

Scientific Research Mises Center was founded in 2001. Its mission is to advance ideas and ideals of a free-market democratic society based on individual choice and personal responsibility and to create an open community of people who share those ideas. The Center promotes the original ideas of limited government, individual liberty, and private property through publications and discussion forums and conferences. The goal of the Center is to demonstrate the power of private institutions, both for-profit and non-profit, to create a good society, and to foster the understanding that free choice of a fully informed individual is the foundation for a just, prosperous, and open society.

e-mail: balance287@gmail.com • website: liberty-belarus.info

Belgium The Ludwig von Mises Institute-Europe

The Ludwig von Mises Institute-Europe was established on October 12, 2002 as a non-partisan think-tank fostering an open and free society. We aim to: promote a free and open economy with a particular focus on the economic ideas of the Austrian School; bridge the gap between "Brussels" and the European citizens and between Eurocrats and Eurosceptics; act as an interface between top academics, senior business leaders, respected media commentators, and leading politicians across the EU and Brussels; connect liberal-minded individuals and organizations at national and international levels; and teach young professionals and students to learn about the workings of the European institutions and Liberal ideas.

e-mail: Assistant@vonmisesinstitute-europe.org • website: www.vonmisesinstitute-europe.org

Bolivia Política Publicas para la Libertad

The mission of Política Publicas para la Libertad (POPULI) is to generate and promote public policies, in accordance with the country's social and economic realities, within the field of private enterprise, under the principle of state subsidiarity, preserving property rights and human rights, and strengthening the concept of liberty. Its vision is to generate and promote a benchmark of public policies while maintaining institutional independence and a strong commitment to the values of a free society.

e-mail: populi@populi-bo.org • website: www.populi.org.bo

Bosnia and Herzegovina Center for Advancement of Free Enterprise

The Center for Advancement of Free Enterprise (CAFE), through its activities, is raising awareness of free-market ideas, entrepreneurship, freedom and personal responsibility in Bosnia and Herzegovina. We offer Bosnian youth information on how to build their capacity and create a prosperous future. For the business sector, we promote policies and a mentality that encourages the creation of a market-friendly environment by reducing taxes, duties, regulations, and so on. CAFE is working to be a strong and honest partner to the entrepreneurial and business sector by working for open and free market to contribute jointly to a brighter future in Bosnia and Herzegovina.

e-mail: info@cpa-bih.org • website: www.cpa-bih.org

Brazil Instituto Liberal do Rio de Janeiro

Instituto Liberal was founded to persuade Brazilians of the advantages of a liberal order. It is a non-profit institution supported by donations and the sponsorship of private individuals and corporations. Its by-laws provide for a Board of Trustees and forbid any political or sectarian affiliations. The institute publishes books, organizes seminars, and elaborates policy papers on subjects related to public policy.

e-mail: ilrj@gbl.com.br • website: www.institutoliberal.org.br

Bulgaria Institute for Market Economics

Established in 1993, the Institute for Market Economics (IME) is the first independent economic think-tank in Bulgaria. It is a private, registered, non-profit corporation that receives international support and is widely respected for its expertise. IME designs and promotes solutions to the problems that Bulgaria is facing in its transition to a market economy, provides independent assessment and analysis of the government's economic policies, and supports an exchange of views on market economics and relevant policy issues.

e-mail: mail@ime.bg • website: www.ime.bg

Burkina Faso Le Centre des Affaires Humaines

Le Centre des Affaires Humaines (CEDAH) is a free-market educational and research public-policy think-tank founded in December 2007 in Burkina Faso. The CEDAH is an independent, non-profit organization with no affiliations to any political party. It is financed entirely from contributions from individuals, organizations, and foundations. In order to protect its research independence, it does not accept grants from the government of Burkina Faso or political parties. The mission of CEDAH is to propose original and innovative solutions for the crafting of efficient public policies, using successful reforms applied elsewhere as models. The CEDAH studies how markets function with the aim of identifying the mechanisms and institutions that foster the prosperity and long-term welfare of all the individuals that make up our society.

e-mail: info@cedah.org • website: www.cedah.org

Cambodia The Cambodia Institute of Development Study

The Cambodia Institute of Development Study (CIDS) is a non-profit, independent, local research institute founded in December 2004. The Institute's mission is to provide high-quality research on the local and provincial levels in the specialized areas of economics, natural resources and environment, agriculture and rural development, and public finance and governance, within the context of world

integration. Its objectives are to generate and disseminate research on the national and provincial economies, and to enhance the capacity and promote the professional development of local resources by providing training and practical research opportunities.

e-mail: info@cids.cambodia.org • website: www.cids-cambodia.org

Canada **Fraser Institute**

Our mission is to improve the quality of life for Canadians, their families and future generations by studying, measuring and broadly communicating the effects of government policies, entrepreneurship, and choice on their well-being. Founded in 1974, we are an independent research and educational organization with locations throughout North America and international partners in over 90 countries. Our work is financed by tax-deductible contributions from thousands of individuals, organizations, and foundations. In order to protect its independence, the Institute does not accept grants from government or contracts for research.

e-mail: info@fraserinstitute.org • website: www.fraserinstitute.org • twitter: [@fraserinstitute](https://twitter.com/fraserinstitute)

Chile **Instituto Libertad y Desarrollo**

The Instituto Libertad y Desarrollo is a private think-tank wholly independent of any religious, political, financial, or governmental groups. It is committed to the free market and to political and economic freedom. It publishes studies and analyses of public-policy issues.

e-mail: lyd@lyd.org • website: www.lyd.com

China **Center for China & Globalization**

The Center for China & Globalization (CCG) is a non-profit and independent think-tank. It has a pool of first-class scholars, business leaders, and experts in government addressing issues on the challenges and opportunities of positioning China in the process of globalization. CCG conducts timely strategic analysis and feasibility studies of policy-making options for China's economic development and social progress. The top-level experts, Chinese and foreign alike, help assess the regional and global implications of China's rise in the context of international political and economic reconfiguration. CCG aims to become the leading international think-tank for China's society and business community and seeks to remain independent, objective, and constructive in all its research activities.

e-mail: ccg@ccg.org.cn • website: en.ccg.org.cn

Colombia **Instituto de Ciencia Política**

Since 1987, the Instituto de Ciencia Política (ICP) has established itself as a center of democratic thought and as an association of free men and women united by a common affection for an intellectual identity with the principles, values, and feelings that constitute democracy as a political, economic, social, and cultural system, and united also by their desire to act constantly and efficiently towards overcoming the lack of stability and mistakes of our political sector, in order to achieve economic, political, social, and environmental development. ICP, as an influential think-tank in the nation, has been able, through its studies, recommendations, and debates, to mediate decisively in the new directions and measures taken on different occasions by public authorities, as well as in the formation of new national political thought favorable to the market economy, economic openness, necessary privatizations, and

the modernization of the State. The institution is not, nor aspires to be, a new political party or movement, and it is independent of parties, religions, and governments. Its mission is to establish as fundamental principles the free-market economy, competition, and individual initiative, as well as the reduction of State intervention and control to the minimum indispensable.

e-mail: info@icpcolombia.org • website: www.icpcolombia.org

Costa Rica Instituto para la Libertad y el Análisis de Políticas

The Instituto para la Libertad y el Análisis de Políticas (INLAP—the Institute for Liberty and Public Policy Analysis) is a non-profit, non-partisan organization created to defend and promote individual liberty through analysis of public policy and educational activities. Its specific objectives are to increase awareness of the moral foundations of liberty and to promote liberty as an individual right necessary to achieve the highest levels of economic and human development; and to foster changes in social organization and public policies by influencing the thinking of policy makers, community leaders, and citizens. INLAP produces timely analyses of proposed laws, decrees, and regulations, and its recommendations provide guidance for elected officials who seek to achieve greater individual liberty and creativity and a more productive economy. It also conducts detailed studies of well-meant public policies that may ultimately have unintended adverse effects. The Institute's studies and recommendations are published in books, journals, and newspapers, appear as position papers and bulletins, and are also available via our website.

e-mail: riggo@inlap.org

Côte d'Ivoire Audace Institut Afrique

Audace Institut Afrique (AIA) is an independent non-profit think tank that strongly believes that liberty remedies poverty. Through its publications, workshops, conferences, and research works, AIA stimulates the political arena by making proposals for reforms based on free-market policies and economic growth, ownership of private property, the rule of law, and individual freedom. AIA also endeavors to strengthen the civil society by holding debates where views are put forth and conducting major training programs for students.

e-mail: institut@audace-afrique.org • website: www.audace-afrique.com

Croatia The Institute of Economics

The Institute of Economics, Zagreb, established in 1939, is a major scientific and research institution for the study of economic processes and the application of contemporary theories in economics. The Institute's objective is the economic and social advance of Croatia. Research encompasses both macroeconomics and micro-economics, policy issues (including specialized areas such as business economics), current economic trends, methods of economic analysis, development of human resources, spatial and regional economics, international economics and technological development, and investment project planning. Researchers from inside and outside the Institute work together on research projects. The Institute employs 40 full-time researchers, the majority of whom have completed specialized training courses in foreign countries. Results of the Institute's research activities are published in books, reports, and studies as well as in scientific journals. The Institute maintains close contact with international organizations, professional associations, institutes, and universities.

Email: eizagreb@eizg.hr • website: www.eizg.hr

Czech Republic Liberální Institut

Liberální Institut is an independent, non-profit organization for the development and application of classical liberal ideas: individual rights, private property, rule of law, self-regulating markets, and delineated government functions. It is financed by its various activities and by donations from individuals and private corporations.

E-mail: ales.rod@eceta.cz • website: www.libinst.cz

Denmark Center for Politiske Studier

The Center for Politiske Studier (CEPOS—Center for Political Studies) was founded in 2004 as an independent, non-profit think tank based in Copenhagen. It seeks to promote a free and prosperous society by conducting research that will foster the policies, institutions, and culture that will best support a market economy, rule of law, and a civil society consisting of free and responsible individuals. It does so by producing academic studies and policy analyses aimed partly at general political debates and partly at the political process in areas such as welfare, taxation, regulation, education, entrepreneurship, health care, the environment, and the organization of the public sector.

e-mail: info@cepos.dk • website: www.cepos.dk

Dominican Republic Centro Regional de Estrategias Economicas Sostenibles

Centro Regional de Estrategias Economicas Sostenibles (CREES) is an independent think-tank that promotes free and prosperous societies in Central America and the Caribbean, founded on economic freedom and individual responsibility. Its mission is to expand the frontier of economic knowledge and propose public policies in support of free markets. CREES has also developed education programs targeted to different audiences to promote economic freedom and disseminate the ideas of liberty in the region. CREES is based in the Dominican Republic, where it has the most impact in terms of public policy and economic education.

e-mail: eselman@crees.org.do • website: www.crees.org.do

Ecuador Instituto Ecuatoriano de Economía Política

The Instituto Ecuatoriano de Economía Política (IEEP) is a private, independent, non-profit institution that defends and promotes the classical liberal ideals of individual liberty, free markets, limited government, property rights, and the rule of law. The IEEP achieves its mission through publications, seminars, and workshops that debate socioeconomic and political issues. The IEEP's funding comes from voluntary donations, membership subscriptions, and income from sales of its publications.

e-mail: info@ieep.org.ec • website: www.ieep.org.ec

Ethiopia Teachings of Entrepreneurship on Antipoverty Movement

Teachings of Entrepreneurship on Antipoverty Movement (TEAM) is a not-for-profit organization and think-tank dedicated to advancing entrepreneurship, promoting principles of economic prosperity, and propagating the foundations of a decent society as a basis for human interaction and as a means to end abject poverty in the country. We are committed to unleashing the entrepreneurial spirit of future generations. We believe that this is only possible through adherence to principled wealth building and respect for the morality of private initiatives, which foster greater economic choice, extended personal responsibilities, voluntarily engagement, and self-governed human efforts.

e-mail: kidusgmehalu@outlook.com • website: www.tmuw.wordpress.com

• facebook: www.facebook.com/teaminitiatives

Finland Libera Foundation

Libera Foundation is a private, independent, non-political think tank that advances and supports the principles and values of individual liberty, free enterprise, free markets, and a free society. Libera is supported solely by contributions from private individuals, foundations, and businesses, and it accepts no taxpayer money. Libera works by disseminating information, arranging seminars and events, publishing relevant literature, supporting and facilitating academic knowledge creation and ideas, conducting research, and raising public awareness of the current issues related to its mission.

e-mail: info@libera.fi • website: www.libera.fi/en

France Institut Economique Molinari

The Molinari Economic Institute (MEI) is a research and educational think-tank. It aims to initiate and stimulate an economic approach to the analysis of public policy. It was named after Gustave de Molinari, a Franco-Belgian economist and journalist who worked all his life to promote this approach. The MEI has set as its mission to propose alternative and innovative solutions favorable to the prosperity of all individuals in society. The MEI is a non-profit organization funded by the voluntary contributions of its members: individuals, corporations, or other foundations. Affirming its intellectual independence, it accepts no government funding or support from political parties.

e-mail: cecile@institutmolinari.org • website: www.institutmolinari.org

Georgia Society for Disseminating Economic Knowledge: New Economic School

The Society was founded in 2001. Its goal is to disseminate and promote free-market ideas and to create a resource center promoting free-market economics for students, young scientists, teachers, and other interested parties. Through publications, conferences, seminars, lectures, panel workshops, summer and winter schools, scientific Olympiads, and competitions, the Society seeks to disseminate classical liberal ideas.

Email: office@nesgeorgia.org • website: www.nesgeorgia.org

Germany Liberales Institut

The Liberales Institut (Liberty Institute), based in Potsdam, is the think tank of the Friedrich-Naumann-Foundation for Freedom. It spreads free-market ideas through the publication of classical liberal literature, the analysis of current political trends, and the promotion of research. The Institute organizes conferences and workshops to stimulate an intellectual exchange among liberals around the world.

e-mail: libinst@freiheit.org • www.freiheit.org

Ghana The Institute of Economic Affairs

The Institute of Economic Affairs (IEA), Ghana, was founded in October 1989 as an independent, non-governmental institution dedicated to the establishment and strengthening of a market economy and a democratic, free, and open society. It considers improvements in the legal, social, and political institutions as necessary conditions for sustained economic growth and human development. The IEA supports research and promotes and publishes studies on important economic, sociopolitical, and legal issues in order to enhance understanding of public policy.

e-mail: iea@ieagh.org • website: www.ieagh.org

Guatemala Centro de Investigaciones Económicas Nacionales

The Centro de Investigaciones Económicas Nacionales (CIEN—the Center for Research on the National Economy) was established in Guatemala in 1982. It is a private, non-partisan, not-for-profit, public-policy institute, funded by the sale of its books and periodical publications, income from conferences and seminars, and the support it receives from its members and the public. The Center's program is devoted to the technical study of economic and social problems that impede the stable development of the nation. Its members, staff, research associates, and supporters share the principles of a social order of free and responsible individuals interacting through a market economy functioning within the rule of law.

e-mail: cien@cien.org.gt • website: www.cien.org.gt

Haiti Institut de Recherche pour la Liberté Économique et la Prospérité

L'Institut de Recherche pour la Liberté Économique et la Prospérité (IRLEP), Haiti, was founded in 2004. It is a non-partisan, non-profit, research and educational organization devoted to improving the quality of life in Haiti through economic growth and development. Through publications and conferences, IRLEP promotes the principles and concepts of individual rights, limited government, competition, free trade, and physical and intellectual property rights. IRLEP does not accept funding and subsidies from public institutions and political parties.

e-mail: irlephaiti@yahoo.com

Honduras Fundación Eléutera

The Fundación Eléutera is a new think-tank that began operations in 2013, focused on properly defending and promoting classical liberal ideas, both social and economic, within Honduras. This organization seeks to reverse the trend from over-reaching and weak institutions to those that respond to the needs of Honduras' residents but, more importantly, that allow for individual growth and creativity, strengthen the social fabric through trust between individuals, and allow and promote successful entrepreneurship.

e-mail: gp@eleutera.org • website: www.eleutera.org

Hong Kong Hong Kong Centre for Economic Research

The Hong Kong Centre for Economic Research is an educational, charitable trust established in 1987 to promote the free market in Hong Kong by fostering public understanding of economic affairs and developing alternative policies for government. The Centre publishes authoritative research studies and is widely recognized as the leading free-market think tank in Asia. It has been influential in persuading public opinion and the government in Hong Kong to liberalize telecommunications, open up air-cargo-handling franchises, privatize public housing, adopt a fully funded provident scheme instead of a pay-as-you-go pension scheme, remove the legally sanctioned fixing of deposit interest rates by banks, and adopt market mechanisms for protecting the environment.

e-mail: hkcer@econ.hku.hk • website: www.hku.hk/hkcer

Hungary Szazadveg Foundation

The Szazadveg Foundation is a non-profit organization performing political and economic research, and advisory and training activities. This think-tank is independent of the government or any political parties and has been operating as a foundation

since its establishment in 1990. Szazadveg publishes the results of its research to the public at large and also provides professional services to economic institutions, political and civil organizations, political parties, and the government.

e-mail: varkonyi@szazadveg.hu • website: www.szazadveg.hu

Iceland **Centre for Social and Economic Research**

The Centre for Social and Economic Research (RSE) is an independent, non-partisan, non-profit organization in Reykjavik, Iceland, founded in 2004. Its mission is to promote an understanding of private property and free-market ideas for a progressive, democratic society. RSE achieves its mission through programs of publication and conferences. Its work is assisted by a council of academic advisors of the highest standard from various academic fields. RSE is funded entirely by voluntary contributions from its supporters.

e-mail: Birgir@laekjargata.is • website: www.rse.is

India **Centre for Civil Society**

The Centre for Civil Society (CCS) is a public-policy think-tank advancing personal, social, economic, and political freedoms. The Centre seeks to promote choice, competition, and community-based policy reforms. Through research, advocacy, and outreach, they are reinvigorating civil society and right-sizing political society. CCS advocates effective public-policy reform through evidence-based research, stakeholder engagement, and outreach to current and future leaders through seminars, conferences, and public-policy courses. Their main focus areas are increasing access to affordable quality education through the School Choice Campaign and ensuring livelihood freedom for the enterprising poor through the Jeevika: Law, Liberty and Livelihood Campaign.

e-mail: ccs@ccs.in • website: www.ccsindia.org

Indonesia **The Institute for Development of Economics and Finance**

Indonesian Development of Economics and Finance (INDEF) is an NGO founded in Jakarta in 1996. It is a source of information in economics for policy makers, press, students, and business.

e-mail: indef95@yahoo.co.id • website: www.indef.or.id

Iraq **Iraqi Institute for Economic Reform**

The Iraqi Institute for Economic Reform (IIER) is registered in Iraq as a Civil Society, non-profit organization, established in 2004. The Trustees are nationally and internationally renowned in their fields and have successfully delivered programs with significant impact in assisting the Government of Iraq, such as the Federal Budget Analysis, World Bank *Doing Business* Survey, private-sector development training programs, weekly TV programs, monthly seminars, and many other achievements. IIER's mission and strategic objectives are to support Iraq's socio-economic transformation, promote the rule of law, and build sound institutions, by stimulating vigorous public debate among citizens and institutions that have a stake in Iraq's future and to influence government policy through research, evidence-based policy development, and dissemination of information. IIER is widely recognized as the leading independent think tank on Iraq's economy. The Institute has developed a responsive work program; and engages with many national and international organizations, such as USAID, USIP, World Bank, the Fraser Institute, Transparency International,

UNDP, UNESCO, Revenue Watch Institute, CIPE, Friedrich Naumann Foundation, universities, and many others. We are regularly called upon to participate in, and contribute to, various economic debates on the future of Iraq. Our monthly seminars and workshops are often attended by international missions in Iraq.

e-mail: info@iier.org • website: www.iier.org

Ireland **Open Republic Institute**

The Open Republic Institute (ORI) is Ireland's only platform for public-policy discussion that is specifically interested in individual rights within the context of open-society and open-market ideas. The ORI works within a non-political framework to provide public-policy analysis and new policy ideas to government, public representatives, civil servants, academics, students, and citizens.

website: www.openrepublic.ie

Israel **Jerusalem Institute for Market Studies**

The Jerusalem Institute for Market Studies (JIMS) is an independent, non-profit economic policy think-tank whose mission is to promote social progress in Israel through economic freedom and individual liberty. JIMS was founded in 2003 by Robert Sauer and Corinne Parenti-Sauer and has become Israel's most influential free-market economic think-tank. JIMS regularly publishes economic policy papers and editorials on current issues, runs a number of innovative private educational projects, calculates Tax Freedom Day for Israel, and administers a unique public opinion survey called the Israel Panel Study of Opinion Dynamics (IPSOD).

e-mail: corinne.sauer@jims-israel.org • website: www.jims-israel.org

Italy **Centro Einaudi**

The Centro di Ricerca e Documentazione "Luigi Einaudi" is an independent non-profit research institute based in Turin. Its mission, inspired by Luigi Einaudi's work and his dictum "*conoscere per deliberare*" (knowledge must come before deliberation), is to conduct independent research, and, based on that research, to provide innovative recommendations in the fields of political economy, government and the markets, and public policies. The Centro Einaudi's research areas are liberal theory; global economy and finance; international relations; law, politics and culture; politics and comparative public policy; Italian policies and reform; and regional development. Since 1963, the Centro has been a beacon of liberalism and one of the most influential Italian think-tanks. Many of its members hold prominent positions in academia, government, business, and the media. The Centro trains young scholars and researchers, organizes seminars, conferences and lectures, and publishes monographs, books, and on-line newsletters, including: the quarterly journal, *Biblioteca della libertà*; *Rapporto sull'economia globale e l'Italia* (Annual Report on the Global Economy and Italy); *Indagine sul risparmio e sulle scelte finanziarie degli italiani* (Annual Survey on Savings and Savers in Italy); *Rapporto "Giorgio Rota" su Torino, Roma, Napoli* ("Giorgio Rota" Report on Italian Cities); *Agenda Liberale*, *Lettera Economica*, and *The Italian Job* (on-line).

e-mail: segreteria@centroeinaudi.it • website: www.centroeinaudi.it

Jordan **Young Entrepreneurs Association**

The Young Entrepreneurs Association (YEA) is a non-profit organization that aims to help small and medium-sized Jordanian companies become investor- and market-ready, and develop their ideas to facilitate the growth of their businesses. The YEA

aims to foster fellowship and the exchange of ideas between entrepreneurs; educate and train entrepreneurs; and be the voice for the entrepreneurial community as a whole. For entrepreneurial activities to succeed in Jordan, the YEA must act as an advocate for legislative change, thereby helping shape, through rules and regulation, a favorable business environment for startups and expanding businesses.

e-mail: director@yea.com.jo • website: www.yea.com.jo

Kazakhstan Institute for Development and Economic Affairs

The Institute for Development and Economic Affairs (IDEA) is a free-market think-tank established in 2011 and based in Almaty, Kazakhstan. It is dedicated to prosperity through free markets and entrepreneurship. We promote ideas of freedom through public-policy research, educational programs, and public participation for a free and prosperous Kazakhstan. To realize its mission, IDEA conducts research and generates alternative ideas on social, economic, and political agendas; lobbies for and monitors the implementation of basic social, political, and economic rights while promoting transparency, free markets and rule of law; and educates, trains, and empowers the public on ideas of free markets and entrepreneurship, and the role they can play in influencing policy decisions.

e-mail: koktyshev@gmail.com • website: www.idea.org.kz • www.freemarket.kz

Kenya Eastern Africa Policy Centre

The Eastern Africa Policy Centre (EAPC) is a new regional think-tank that seeks to promote and disseminate Free Market ideas and the philosophy of Liberty within the Eastern African region. The immediate goal of the Institute is to educate, promote, and spark debate on and around the importance of individual liberty and Free Market ideas, especially with regard to how these affect sustainable socio-economic development within the region. The EAPC seeks to become an important repository of information, especially in the areas of policy research and education and in linking public policy with policy outcomes.

e-mail: alex.njeru@eapcentre.org • website: www.eapcentre.org

Korea, South Center for Free Enterprise

The Center for Free Enterprise (CFE) is a foundation committed to promoting free enterprise, limited government, freedom and individual responsibility, the rule of law, and restraint of violence. Funded by the members of the Federation of Korean Industries (FKI), the CFE was founded as a non-profit, independent foundation on April 1, 1997, at a time of economic crisis in Korean society. The CFE has concentrated on championing a free economy through books and reports on public policies, statistics, and analyses. In workshops and policy forums, the CFE has put forward alternatives to policies proposed as solutions for issues facing Korean society.

e-mail: csn@cfef.org • website: eng.cfef.org

Kosovo Group for Legal and Political Studies

The Group for Legal and Political Studies is a non-profit organization, based in Kosovo. The Group's main aim is to provide a qualitative and highly competitive research environment with the intention to offer a new perspective for the reform, democratization, and development of the governing system of Kosovo.

e-mail: office@legalpoliticalstudies.org • website: legalpoliticalstudies.org

Kyrgyz Republic Central Asian Free Market Institute

The Central Asian Free Market Institute (CAFMI) promotes the principles of free markets, rule of law, and minimal government through education, research, and reforms in the Kyrgyz Republic. The Central Asian Free Market Institute is among the TOP 30 Best Advocacy Think-Tanks in the World in the University of Pennsylvania's *Global Go to Think-Tank* report.

e-mail: info@cafmi.kg • website: www.cafmi.kg

Lithuania Lithuanian Free Market Institute

The Lithuanian Free Market Institute (LFMI) is an independent, non-profit organization established in 1990 to advance the ideas of individual freedom and responsibility, free markets, and limited government. Since its inception, LFMI has been at the forefront of economic thought and reform in Lithuania. Not only has LFMI helped frame policy debates by conducting research and creating reform packages on key issues, it has also conducted extensive educational campaigns and played a key role “behind the scenes” in helping to craft and refine legislative proposals. LFMI promoted the idea of a currency board and provided decisive input to the Law on Litas Credibility; it led the creation of the legal and institutional framework for the securities market and contributed significantly to the country's privatization legislation; and it initiated and participated in the policy-making process on private, fully funded pension insurance. LFMI's recommendations were adopted in legislation on commercial banks, the Bank of Lithuania, credit unions, insurance, and foreign investment. LFMI significantly influenced the improvement of company, bankruptcy, and competition law.

e-mail: lfmi@freema.org • website: www.freema.org

Macedonia The Institute for Research and European Studies

The Institute for Research and European Studies (IRES) is a think-tank determined to achieve applied, policy-oriented research, to enable various models of informal education, and to promote discussion on the most pressing and contemporary political, legal, security, and economic issues within the European and international affairs. Its areas of multidisciplinary and interdisciplinary research include: EU institutions and policies: Enlargement, Neighborhood policies and CFSP/CSDP; European federalism and EU development perspectives; transatlantic relations; regional cooperation; global governance; international political, legal, security, and economic affairs, with a special emphasis on the European and the Balkan regions.

e-mail: nikolagpetrovski@yahoo.com • facebook: www.facebook.com/IRES.Bitola

Malaysia Institute for Democracy and Economic Affairs

The Institute for Democracy and Economic Affairs (IDEAS) is Malaysia's first think-tank dedicated to promoting market-based solutions to public policy challenges. We are an independent, not-for-profit organization. As a cross-partisan think-tank, we work across the political spectrum. Our purpose is to advance market-based principles, and we are not bound by party politics, race, or religion. Our office is in Bukit Tunku, Kuala Lumpur, just minutes away from Parliament. We achieve our aims by working with an extensive network of experts who share our ideals.

e-mail: admin@ideas.org.my • website: ideas.org.my

Mexico Caminos de la Libertad

Caminos de la Libertad seeks to promote the discussion and reflection about the different aspects of freedom. We strive to generate critical thinking and policies as well as creating awareness among those who have not yet realized the value of their own freedom. Caminos de la Libertad has become an international effort that includes competitions, symposiums, conferences, and round-table discussions emphasizing the importance of freedom. With our different activities, we try to introduce academics, politicians, youth, and the general society to the liberal perspective.

e-mail: caminosdelalibertad@tvazteca.com.mx • website: www.caminosdelalibertad.com

Mongolia Open Society Forum

The Open Society Forum is an independent, non-governmental, organization founded in 2004. The Forum's goals are to provide quality policy research and analysis and broad public access to information resources pertaining to governance, economic, and social policies. It focuses on economic freedom, land reform, rule of law, freedom of media, campaign financing, nomadic pastoralism, privatization, the shadow economy, and education policy. The Forum conducts research and holds conferences to encourage public participation in policy formulation.

e-mail: osf@forum.mn • website: www.forum.mn

Montenegro The Center for Entrepreneurship and Economic Development

The Center for Entrepreneurship and Economic Development (CEED) is the first non-governmental, non-partisan free-market center established in Montenegro. Its mission is to educate entrepreneurs about private ownership, democratic society, free markets, and the rule of law through a number of programs, initiatives, publications, and events. The Center was established to meet the demand for business knowledge by pioneering entrepreneurs who needed training to operate in a new environment after the break-up of the former Yugoslavia.

e-mail: ceed@t-com.me • website: www.visit-ceed.org.me

Nepal The Prosperity Foundation

Samriddhi, The Prosperity Foundation, envisions a free and prosperous Nepal where individuals can live a dignified life in a vibrant and democratic society with equal access to opportunities and respect for the rule of law. Its mission is to promote ideas of freedom—civil, political, and economic—through public-policy recommendations (based on independent research), educational programs, and public participation for a free and prosperous Nepal.

e-mail: info@samriddhi.org • website: www.samriddhi.org

New Zealand New Zealand Initiative

The New Zealand Initiative is a public-policy think-tank based in Wellington. It is supported by chief executives and chairmen of New Zealand companies. The Initiative is a non-partisan, evidence-based, and independent research institute committed to building a prosperous, free, and fair society with a competitive, open and dynamic economy.

e-mail: info@nzinitiative.org.nz • website: www.nzinitiative.org.nz

Nicaragua Nicaraguan Foundation for Economic and Social Development

The Nicaraguan Foundation for Economic and Social Development (FUNIDES) is an independent think tank specializing in research and analysis in the economic, social, and institutional fields. Our mission is to promote economic development and reduction of poverty in Nicaragua, through the promotion of public policies based on democratic values, free markets, absolute respect for the rule of law, and solid institutions. Our vision is to be regarded as the most influential and rigorous think tank in the country, an institution continuously proposing effective ideas for actions aimed at promoting Nicaragua's progress.

e-mail: info@funides.org • website: <http://funides.com>

Nigeria Initiative of Public Policy Analysis

The Initiative of Public Policy Analysis (IPPA) is a private, non-profit organization involved in research, education, and publication on matters affecting the freedom of individuals. Its objective is to provide market-oriented analysis of current and emerging policy issues, with a view to influencing the public debate and the political decision-making process.

e-mail: info@ippanigeria.org • website: www.ippanigeria.org

Norway Center for Business and Society Incorporated

The Center for Business and Society Incorporated (Civita), the first market-oriented think-tank in Norway, was established in 2004. It strives for increased consensus on important market economic principles and their implications for welfare, freedom, and democracy. Civita is also dedicated to promoting personal responsibility and civil society to achieve larger, more important roles in society's development. To communicate its ideas to the public, it conducts research, publishes reports, and holds seminars and conferences.

e-mail: civita@civita.no • website: www.civita.no

Oman International Research Foundation

The International Research Foundation (IRF), Sultanate of Oman, was established in 2005 as a non-governmental, independent, non-profit "Think-Tank" based in Oman to conduct research on domestic and international economic issues with emphasis on the Arab World. The IRF has set its research and public-affairs agenda on a collegial basis, relying on the input of its research staff, its editorial board, and its Senior Fellows. It maintains a working arrangement with governmental and non-governmental organizations in the region and other parts of the world. IRF is the regional member of the Fraser Institute's Economic Freedom Network.

The vision of International Research Foundation is to create wealth and jobs through the promotion of economic freedom. Its mission is to measure, research, and communicate to a global audience the impact of competitive markets on the welfare of individuals. The Board of Trustees of the IRF consists of high-profile private-sector members from different organizations. IRF has initiated the establishment of a network of academic researchers to facilitate research projects, which will help in its endeavor to research economic issues affecting the daily life of individuals.

e-mail: azzan@paiped.com • website: www.omanirf.org

Pakistan Alternate Solutions Institute

Alternate Solutions Institute, founded in 2003, is the first free-market think tank in Pakistan. Its mission is (1) to seek solutions to challenges pertaining to the economy, law, education, and health in accordance with the principles of classical liberalism and (2) to promote the implementation of these solutions. The Institute aims to promote the concept of a limited, responsible government in Pakistan under the rule of law protecting life, liberty, and property of all of its citizens without any discrimination. The Institute conducts research and holds seminars, workshops, and conferences to educate interested students, teachers, and journalists about the principles of classical liberalism.

e-mail: info@asinstitute.org • website: asinstitute.org

Palestine Pal-Think for Strategic Studies

Pal-Think for Strategic Studies is an independent, non-profit, institute in Gaza, Palestine. It was established in March 2007. Pal-Think's mission is to promote peace, freedom, and prosperity through debates on public issues, producing policy recommendations for the decision-makers in Palestine and the Middle East. The main objective of Pal-Think is to conduct research on thematic issues that serve as a basis for policy debates on matters that are important to the Palestinians, the region, and the international community. To achieve its vision of being a leading think tank in Palestine and the Middle East, Pal-Think also organizes conferences, workshops, round-table discussions, and other events on specific issues in Palestine and the region to deepen the understanding of the various constituencies and to provide appropriate policy solutions.

e-mail: info@palthink.org • website: www.palthink.org

Panama Fundación Libertad

The Fundación Libertad, Panama, is a non-profit foundation engaged in the promotion and development of liberty, individual choice, and voluntary cooperation, and in the reduction of the size of government. Fundación Libertad was founded in 2001 by members of professional and business organizations to promote free enterprise and democracy and to address issues affecting the freedom of the common citizen, including the increasing discretionary power of the state and the proliferation of legislation fostering discrimination and establishing privileges, all of which are contrary to the spirit of democratic capitalism.

e-mail: info@fundacionlibertad.org.pa • website: www.fundacionlibertad.org.pa

Peru Centro de Investigación y Estudios Legales

The Centro de Investigación y Estudios Legales (CITEL) was organized in 1989. Its principal field is the economic analysis of law. To that end, it conducts research on different legal institutions, publishes books, and organizes seminars and colloquia.

e-mail: info@citel.org • website: www.citel.org

Philippines Center for Research and Communication

The Center for Research and Communication (CRC) has, since 1967, conducted research and published works on domestic and international economic and political issues that affect the Asia-Pacific region. It provides forums for discussion and debate among academicians, businessmen, civil officials, and representatives of

other sectors that shape public opinion and chart the course of policies. The Center for Research and Communication is the main research arm of the University of Asia and the Pacific in Metro Manila.

e-mail: crc@uap.asia; crcfoundationinc@gmail.com • website: uap.asia/crc

Poland Centrum im. Adama Smitha

The Centrum im. Adama Smitha (the Adam Smith Research Centre—ASRC) is a private, non-partisan, non-profit, public-policy institute. It was founded in 1989 and was the first such institute in Poland and in Eastern Europe. The ASRC promotes a free and fair market economy, participatory democracy, and a virtuous society. Its activities in research and development, education, and publishing cover almost all important issues within the areas of economy and social life. The ASRC acts as a guardian of economic freedom in Poland. More than 50 experts are associated with the ASRC.

e-mail: 1989@smith.pl • website: www.smith.org.pl

Portugal Causa Liberal

Causa Liberal is an independent, non-partisan, non-profit organization of Portuguese individuals who share the principles of the classical liberal tradition and wish to further its application in modern-day Portugal. Its mission is to defend the principles of the free society and its building blocks: individual rights, the rule of law, free markets, and private property. Its primary goals are to establish and consolidate a network of individuals with an interest in the study, discussion, and promotion of the classical liberal tradition, and to advance free-market ideas and policies in Portugal.

e-mail: Geral@causaliberal.net • website: www.causaliberal.net

**Romania The Center for Institutional Analysis and Development—
Eleutheria Foundation (CADI)**

The Center for Institutional Analysis and Development—Eleutheria Foundation (CADI) is a research, advocacy, and consulting organization engaged in the defense and furtherance of economic and civil rights. Built as a platform of academic and entrepreneurial cooperation, CADI is now the nexus of a wide and vibrant network of researchers, public intellectuals, experts and students spanning the fields of social sciences.

e-mail: office@cadi.ro • website: www.cadi.ro

Russia Institute of Economic Analysis

The Institute of Economic Analysis is an institute for macroeconomic research that analyzes the current economic situation and policies, and provides expert analysis of acts, programs, and current economic policy. It offers advice to Russian government bodies, enterprises, and organizations; and prepares and publishes scientific, research, and methodological economic literature. It also conducts seminars, conferences, and symposia on economic topics. The Institute is an independent, non-governmental, non-political, non-profit research center that works closely with leading Russian and international research centers. Its research focuses on macroeconomic, budget, and social policies.

e-mail: iea@iea.ru • website: www.iea.ru

Slovak Republic F.A. Hayek Foundation

The F.A. Hayek Foundation is an independent and non-partisan, non-profit organization that provides a forum for the exchange of opinions among scholars, businessmen, and policy-makers on the causes of, and solutions to, economic, social, and political problems. It proposes practical reforms of the economy, education, social security, and legislation as the Slovak Republic is transformed into an open society. Education of high-school and university students is a large part of its activities. The F.A. Hayek Foundation promotes the ideas of classical liberalism, virtually absent until 1989: market economy, reduced role for the government, rule of law and individual choice, responsibilities, and rights to life, liberty, and property.

e-mail: hayek@hayek.sk • website: www.hayek.sk

Slovenia Visio Institute

The Visio Institute is an independent, non-partisan research organization based in Slovenia. Its aim is to develop and promote public policies leading to an open, free, developed, and just Slovenia. To that end, the Visio Institute is organizing events, releasing publications, and appearing in the media with its proposals for public policy and other areas.

e-mail: info@visio-institut.org • website: www.visio-institut.org

South Africa Free Market Foundation of Southern Africa

The Free Market Foundation of Southern Africa (FMF) is an independent, non-profit organization, created in 1975 to work for a non-racial, free, and prosperous South Africa. Our mission is to promote and advocate human rights and democracy based on classical liberal principles, including: access to media and a free press; the philosophy of the open society, the rule of law, and personal and economic freedom; an environment that will facilitate the achievement of high economic growth and the reduction of poverty and unemployment; the development and fostering of free enterprise and market economies on a national and international basis; and the education of the general public regarding sound economic principles. The Free Market Foundation of Southern Africa is financed by membership contributions, donations, and sponsorships from private individuals, companies, and institutions.

e-mail: fmf@mweb.co.za • website: www.freemarketfoundation.com

Spain Fundació Catalunya Oberta

Fundació Catalunya Oberta (Open Catalonia Foundation) was founded in 2001 with the objective of promoting, analyzing, and extending the values of the open society, freedom, democracy, and the market economy. The Foundation also defends the rights of Catalonia as a nation, especially in the cultural and economic fields. It is a private foundation, espousing liberal ideology, with no political connections, whose aim is to influence the public opinion of civil society. The Open Catalonia Foundation organizes a range of activities every year and publishes a number of reports. The Foundation also awards a yearly prize of €10,000 to prestigious journalists from all over the world to reward their endeavors on behalf of democracy and freedom.

e-mail: fund@fco.cat • website: www.catalunyaoberta.cat

Sri Lanka Pathfinder Foundation

The Pathfinder Foundation has replaced the Center for Policy Research. Through informed and well-researched information, it seeks to challenge old ideas and conventional wisdom, stimulate debate, change public attitudes, and seek new and innovative solutions to the economic and social problems of Sri Lanka.

e-mail: pm@pathfinderfoundation.org • website: www.pathfinderfoundation.org

Sudan Nile Institute of Economic Studies

The mission of the Nile Institute of Economic Studies is to serve as one of the leading promoters of economic and social freedom. We look to promote the public's understanding of free-market principles such as individual liberty, rights to private property, rule of law, limited government, and free enterprise in Khartoum. Our primary focus is to achieve a considerable level of influence as a catalyst in Khartoum within the policy community and to establish a reputation for intellectual honesty, providing reliable, non-biased policy research that will help drive understanding of Sudan's development.

e-mail: nileinstitute@gmail.com

Sweden Timbro

Timbro is a Swedish think-tank that encourages public opinion to favor free enterprise, a free economy, and a free society. Timbro publishes books, papers, reports, and the magazine, *Smedjan*. It also arranges seminars and establishes networks among people. Founded in 1978, Timbro is owned by the Swedish Free Enterprise Foundation, which has as its principals a large number of Swedish companies and organizations.

e-mail: info@timbro.se • website: www.timbro.se

Switzerland Liberales Institut

The Liberales Institut is a forum where the basic values and concepts of a free society can be discussed and questioned. The Institute's aim is the establishment of free markets as the best way towards the goals of openness, diversity, and autonomy. The Liberales Institut is not associated with any political party. Through publications, discussion forums, and seminars, it seeks to develop and disseminate classical liberal ideas.

e-mail: libinst@libinst.ch • website: www.libinst.ch

Tajikistan Tajikistan Free Market Centre

The long-term objectives of the Tajikistan Free Market Center are: advancement and protection of values of individualism and personal freedom; dissemination and advocacy of ideas about the priority of private property and the free market; advancement of the principle of a limited state (non-interference of the state in the personal and economic life of the individual); training and support of activists and the organizations that are supporters of ideas of individual and economic freedom.

e-mail: freemarket.tj@gmail.com • website: www.freemarket.tj

Tanzania Uhuru Initiative for Policy and Education

Our vision is peace, freedom and prosperity in Africa. Our mission is to influence public policies towards the promotion of free-market-based solutions to Tanzania's socio-economic problems and to educate the society on the right of the individual to contract, trade, and operate in the market free of constraint. Our principles

include individual rights, spontaneous order, the rule of law, limited government, free markets, the virtue of production, natural harmony of interests, and peace. Our projects and activities include the Annual Economic Freedom of Tanzania Conference, book translations and publications, Uhuru Leadership Academy, and the Uhuru students outreach.

e-mail: isackdanford@uipe.org • website: www.uipe.org

Trinidad and Tobago Arthur Lok Jack Graduate School of Business, University of the West Indies

The Arthur Lok Jack Graduate School of Business was created in 1989 as a channel partner for developing managerial talent for the business community in Trinidad and Tobago. Its mission is to empower people and organizations in developing nations to optimize their performance capabilities and international competitiveness through development and deployment of consulting; education, research, and training resources. One of the Institute's core services are business and academic research in areas of real concern to business managers, enabling them to improve their ability to manage successfully in the face of increasingly complex markets.

e-mail: r.balgobin@gsb.tt • website: www.lokjackgsb.org

Turkey Association for Liberal Thinking

The Association for Liberal Thinking is a non-profit, non-governmental organization seeking to introduce the liberal democratic tradition into Turkey. The Association promotes the understanding and acceptance of ideas like liberty, justice, peace, human rights, equality, and tolerance. It also encourages academic writing on liberal themes to help the Turkish people assess contemporary domestic and international changes and attempts to find effective solutions to Turkey's problems within liberal thought. The Association for Liberal Thinking is not involved in day-to-day politics and has no direct links to any political party or movement. Instead, as an independent intellectual group, it aims to set broader political agendas so as to contribute to the liberalization of economics and politics in Turkey.

e-mail: info@liberal-dt.org.tr • website: www.liberal.org.tr

Ukraine Ukrainian Center for Independent Political Research

The Ukrainian Center for Independent Political Research (UCIPR) was established in early 1991 as a non-profit, non-partisan, and non-governmental research institution that would increase awareness of democracy among the Ukrainian people and analyze domestic and international politics and security. The UCIPR is politically independent; it does not accept any funding from either the state or any political party. The UCIPR publishes books and research papers on Ukraine's domestic and foreign policy, the economy in transition, security, relations with neighboring states, the Crimean dilemma, interethnic relations, and the freedom of the news media. The Center has hosted a number of national and international conferences and workshops.

e-mail: ucipr@ucipr.kiev.ua • website: www.ucipr.kiev.ua

United Kingdom Institute of Economic Affairs

The mission of the Institute of Economic Affairs (IEA) is to improve public understanding of the foundations of a free and harmonious society by expounding and analyzing the role of markets in solving economic and social problems, and bringing the results of that work to the attention of those who influence thinking. The IEA

achieves its mission by a high-quality publishing program; conferences, seminars, and lectures on a range of subjects; outreach to school and college students; brokering media introductions and appearances; and other related activities. Incorporated in 1955 by the late Sir Antony Fisher, the IEA is an educational charity, limited by guarantee. It is independent of any political party or group, and is financed by sales of publications, conference fees, and voluntary donations.

e-mail: iea@iea.org.uk • website: www.iea.org.uk

United States of America **Cato Institute**

Founded in 1977, the Cato Institute is a research foundation dedicated to broadening debate about public policy to include more options consistent with the traditional American principles of limited government, individual liberty, free markets, and peace. To that end, the Institute strives to achieve greater involvement by the intelligent, concerned, lay public in questions of policy and the proper role of government through an extensive program of publications and seminars.

e-mail: ivasquez@cato.org • website: www.cato.org

Venezuela **Center for the Dissemination of Economic Knowledge**

The Center for the Dissemination of Economic Knowledge (CEDICE) is a non-partisan, non-profit, private association dedicated to the research and promotion of philosophical, economic, political, and social thinking that focuses on individual initiative and a better understanding of the free-market system and free and responsible societies. To this end, CEDICE operates a library and bookstore; publishes the series, *Venezuela Today*, and other studies of public policy with a special focus on property rights and individual liberty; provides economic training for journalists and young people; and conducts special events, workshops, and grass-roots programs.

e-mail: cedice@cedice.org.ve • website: www.cedice.org.ve • twitter: @cedice

Vietnam **Research Center for Entrepreneurship Development**

The Research Center for Entrepreneurship Development, founded in 2004, is a non-government research and educational organization devoted to the entrepreneurial development of the private sector in Vietnam. Its mission is to study the development of policies that create the most favorable institutional and policy environment for entrepreneurial development of the private sector in Vietnam. Through publications, discussion forums, and conferences, the Center seeks to disseminate and encourage appropriate policies and entrepreneurial development.

e-mail: rced@rced.com.vn • website: www.rced.com.vn

Zambia **Zambia Institute for Public Policy Analysis**

The mission of the Zambia Institute for Public Policy Analysis (ZIPPA) is to promote wider appreciation of the key role of free markets and competition in economic development. ZIPPA wants to play a constructive role by promoting realistic economic policies and by suggesting solutions that have been successfully applied in other countries to similar economic problems.

e-mail: zippamail@gmail.com • website: www.zippa.co.zm

Associate members

The Economic Freedom Network accepts only one member per jurisdiction as a full member of the network and co-publisher of the report but the network also has a number of associate members. Although they are not co-publishers of *Economic Freedom of the World*, they work with the network and the Fraser Institute on special projects to promote economic freedom.

Albania **The Foundation for Economic Freedom**

The Foundation for Economic Freedom is a non-profit organization supporting ideas, research projects, and public debates in Albania that are inspired by liberal ideas of economic freedom. Through several public initiatives we are attempting to enable and facilitate all those individuals or other NGOs to achieve their objectives of economic freedom and legitimizing economic reforms in the country. The foundation has so far published four books on liberal reforms in Albania, organized more than 20 conferences and workshops on the role of the state, institutional consolidation, informal economy, and so on. We have engaged with free-market political parties in Albania to assess the impact of tax changes on the economy as well as provided more than 100 students with professional training on conducting effective public debates. The Foundation also attracts free-market scholars, international speakers, and local political parties through its landmark annual event called “The Tirana Forum for Economic Freedom”.

Bolivia **NOTORIA, Agenda para una Sociedad Libre**

NOTORIA, Agenda para una Sociedad Libre was created with the main purpose of supporting civil society in the defense and promotion of liberty, human rights, individual endeavor, free markets, property rights, and democratic values. NOTORIA has no political affiliation and is not subordinated to any social, political, religious, or economic group. Our vision is to be the main referent in the promotion of liberty in Bolivia. Our mission is to be the link between academia, policy makers, and the private sector by promoting debate and presenting applied research and analysis useful for decision makers. The general objective is to promote debate, analysis, and research regarding public policies, as well as to present alternatives that can help to make better and more informed decisions.

e-mail: notoria@notoriasociedadlibre.org • website: www.notoriasociedadlibre.org

Brazil **Estudantes Pela Liberdade**

Estudantes Pela Liberdade (EPL) is a rapidly growing network of pro-liberty students from all over Brazil. Our mission is to provide a unified, student-driven forum of support for students and student organizations dedicated to liberty. We are the largest libertarian student organization in Brazil. We accomplish this through a strategy of empowerment, identifying the top student leaders, and training them to be agents of change in their communities. EPL embraces the diversity of justifications for liberty and encourages debate and discourse on the differing philosophies that underlie liberty. What EPL endorses are the principles that comprise liberty: a) economic freedom to choose how to provide for one’s life; b) social freedom to choose how to live one’s life; and c) intellectual and academic freedom.

e-mail: jtorres@epl.org.br • website: <http://epl.org.br>

Brazil Instituto Liberdade

The Instituto Liberdade is an independent Brazilian, private, non-profit, and free-market think tank, headquartered at *Tecnopuc* (Science and Technology Park from the Pontifical Catholic University of Rio Grande do Sul), in the city of Porto Alegre. It was created in 1986 and its major purpose is to foster the research, creation and dissemination of educational and cultural assets displaying the advantages to all individuals of an organized society based on the principles of individual rights, limited and representative government, and respect for private-property rights, rule of law, contracts, and free initiative.

e-mail: il-rs@il-rs.org.br • website: www.il-rs.org.br/ingles/homeing.php

Croatia Centre for Public Policy and Economic Analysis and Association for Individual Liberty “Iustitia”

The Centre for Public Policy and Economic Analysis (CEA) and Association for Individual Liberty “Iustitia”, founded in 2010, are Croatian free-market think-tanks that advocate ideas of Austrian School of Economics and classical liberal principles of individual liberty and free-market competition, rule of law, private property rights, deregulation, privatization, fiscal discipline, limited government, flat tax, and sound money. We advocate transatlantic security and European Single Market liberalization. Our vision is a liberal order with a minimal government framework for individual liberty and free markets. We are researching data and gathering information, providing policy analysis, advocating liberalization, and promoting individual liberty as the ultimate solution. Our key projects are focused on proposing fiscal spending cuts, flat tax reform, and deregulation of business environment in Croatia and the European Union, as well as other free-market solutions for increasing the economic freedom.

e mail: info@cea-policy.hr • websites: www.cea-policy.hr; www.iustitia.hr

Hong Kong The Lion Rock Institute

Founded in 2004, The Lion Rock Institute believes in the potential of the individual and free-market values to provide the strongest base for guiding successful government policy in Hong Kong. The Institute was created to ensure that freedom and prosperity would continue to thrive in Hong Kong. The Institute’s mission is to promote free-market ideas throughout Hong Kong to improve the lives of Hong Kongers. The Institute does this through having a direct and demonstrable impact on government policy by advancing concrete solutions to keep government small, taxes low, and restrictions on business and the individual minimal. It educates policy makers, active political participants, and the general public on the virtues of free enterprise in building a prosperous Hong Kong through various media outlets. The Institute globally promotes Hong Kong’s excellence in public policy that exemplifies free-market values.

e-mail: info@lionrockinstitute.org • website: www.lionrockinstitute.org

Mongolia Mongolian National Chamber of Commerce and Industry

The Mongolian National Chamber of Commerce and Industry (MNCCI) was established in 2004 when it designed the first-ever red-tape perception index as a “naming and shaming” tool for the government institutions. It is based on an annual survey among the business community. MNCCI has published a business

confidence index on an annual basis, as well as various publications, statements, opinions, and proposals on macroeconomic and sectorial policies, based on the views on business, environment, and legal frameworks of more than 40 councils and sub-councils. The MNCCI also sponsors meetings, conferences, and seminars on business development issues. The MNCCI is an independent and neutral institution and does not take financing from either government or international organizations apart from joint project activities.

e-mail: demberel@mongolchamber.mn • website: www.mongolchamber.mn

Pakistan Policy Research Institute of Market Economy

The Policy Research Institute of Market Economy (PRIME) is an independent think tank based in Islamabad, Pakistan with a vision of an open, free, and prosperous Pakistan. It improves political decision-making by advocating free-market policy reforms through high-quality research and intellectual training. The organization partners with the Friedrich Naumann Foundation for Freedom, Atlas Economic Research Foundation, and the Center for International Private Enterprise (CIPE) on various research and advocacy projects. The staff of PRIME has expertise in economics, trade, policy, and business and is governed by a three-member Board.

e-mail: ali@primeinstitute.org • website: www.primeinstitute.org

United States Atlas Network

Atlas Network (also known as the Atlas Economic Research Foundation) has the mission of strengthening the worldwide freedom movement. Atlas connects a network of more than 400 think tanks in 90 countries, and creates value for these partners via training programs, policy conferences, grant and prize programs, and collaborative projects. It also runs projects in a dozen languages to discover new allies for advancing its vision of a free, prosperous, and peaceful world where limited governments defend the rule of law, private property, and free markets.

website: AtlasNetwork.org

United States Independent Institute

The Independent Institute is the award-winning, non-partisan, research and educational organization that sponsors in-depth studies of critical social and economic issues. The mission of the Independent Institute is to boldly advance peaceful, prosperous, and free societies grounded in a commitment to human worth and dignity. In order to fully understand public issues and possible solutions, the Institute's program adheres to the highest standards of independent scholarly inquiry. The resulting studies are published and widely distributed as books, *The Independent Review*, and other publications; and form the basis for numerous conference and media programs. Through uncommon independence, depth, and clarity, the Independent Institute expands the frontiers of our knowledge and fosters new and effective directions for government reform.

e-mail: info@independent.org • website: www.independent.org

Publishing history

Preparatory studies

Walker, Michael A., ed. (1988). *Freedom, Democracy, and Economic Welfare: Proceedings of an International Symposium*. (Volume 1.) Fraser Institute.

Block, Walter E., ed. (1991). *Economic Freedom: Proceedings of an International Symposium*. (Volume 2.) Fraser Institute.

Easton, Stephen T., and Michael A. Walker, eds. (1992). *Rating Global Economic Freedom*. Fraser Institute.

Annual reports—*Economic Freedom of the World*

Gwartney, James, Robert Lawson, and Walter Block (1996). *Economic Freedom of the World: 1975–1995*. Fraser Institute.

Gwartney, James, and Robert Lawson (1997). *Economic Freedom of the World: 1997 Annual Report*. Fraser Institute.

Gwartney, James, and Robert Lawson (1998). *Economic Freedom of the World: 1998/1999 Interim Report*. Fraser Institute.

Gwartney, James, and Robert Lawson, with Dexter Samida (2000). *Economic Freedom of the World: 2000 Annual Report*. Fraser Institute.

Gwartney, James, and Robert Lawson, with Walter Park and Charles Skipton (2001). *Economic Freedom of the World: 2001 Annual Report*. Fraser Institute.

Gwartney, James, and Robert Lawson, with Chris Edwards, Walter Park, Veronique de Rugy, and Smita Wagh (2002). *Economic Freedom of the World: 2002 Annual Report*. Preface by Milton Friedman. Fraser Institute.

Gwartney, James, and Robert Lawson, with Neil Emerick (2003). *Economic Freedom of the World: 2003 Annual Report*. Fraser Institute.

Gwartney, James, and Robert Lawson (2004). *Economic Freedom of the World: 2004 Annual Report*. Fraser Institute.

Note Links to these publications can be found at <www.freetheworld.com>.

Gwartney, James, and Robert Lawson, with Erik Gartzke (2005). *Economic Freedom of the World: 2005 Annual Report*. Fraser Institute.

Gwartney, James, and Robert Lawson, with William Easterly (2006). *Economic Freedom of the World: 2006 Annual Report*. Fraser Institute.

Gwartney, James, and Robert Lawson, with Russell S. Sobel and Peter T. Leeson (2007). *Economic Freedom of the World: 2007 Annual Report*. Fraser Institute.

Gwartney, James, and Robert Lawson, with Seth Norton (2008). *Economic Freedom of the World: 2008 Annual Report*. Fraser Institute.

Gwartney, James, and Robert Lawson, with Herbert Grubel, Jakob de Haan, Jan-Egbert Sturm, and Eelco Zandberg (2009). *Economic Freedom of the World: 2009 Annual Report*. Fraser Institute.

Gwartney, James, Joshua Hall, and Robert Lawson, with Christopher J. Coyne, John W. Dawson, Horst Feldmann, John Leventis, Russell S. Sobel, and Edward Peter Stringham (2010). *Economic Freedom of the World: 2010 Annual Report*. Fraser Institute.

Gwartney, James, Robert Lawson, and Joshua Hall, with Jean-Pierre Chauffour and Michael D. Stroup (2011). *Economic Freedom of the World: 2011 Annual Report*. Fraser Institute.

Gwartney, James, Robert Lawson, and Joshua Hall, with Scott L. Baier, Christian Bjørnskov, Matthew Clance, Alice M. Crisp, Axel Dreher, Gerald P. Dwyer, Nicolai J. Foss, and Kai Gehring (2012). *Economic Freedom of the World: 2012 Annual Report*. Fraser Institute.

Gwartney, James, Robert Lawson, and Joshua Hall, with Alice M. Crisp, Bodo Knoll, Hans Pitlik, and Martin Rode (2013). *Economic Freedom of the World: 2013 Annual Report*. Fraser Institute.

Gwartney, James, Robert Lawson, and Joshua Hall, with Fred McMahon, Ryan Murphy, Indra de Soysa, and Krishna Chaitanya Vadlamannati (2014). *Economic Freedom of the World: 2014 Annual Report*. Fraser Institute.

Annual reports—*Economic Freedom of North America*

Karabegović, Amela, and Fred McMahon, with Glenn Mitchell (2005). *Economic Freedom of North America: 2005 Annual Report*. Fraser Institute; National Center for Policy Analysis.

Karabegović, Amela, and Fred McMahon, with Christy G. Black (2006). *Economic Freedom of North America: 2006 Annual Report*. Fraser Institute; National Center for Policy Analysis.

Karabegović, Amela, and Fred McMahon, with Nathan J. Ashby and Russell S. Sobel (2008). *Economic Freedom of North America: 2008 Annual Report*. Fraser Institute; National Center for Policy Analysis.

Ashby, Nathan J., Amela Karabegović, Fred McMahon, and Avilia Bueno, with Noel D. Campbell, Joab Corey, Alex Fayman, Deborah Martinez, and Tammy Rogers (2010). *Economic Freedom of North America 2010*. Fraser Institute.

Ashby, Nathan J., Avilia Bueno, and Fred McMahon, with Deborah Martinez (2011). *Economic Freedom of North America 2011*. Fraser Institute.

Bueno, Avilia, Ashby, Nathan J., and Fred McMahon, with Deborah Martinez (2012). *Economic Freedom of North America 2012*. Fraser Institute.

Stansel, Dean, and Fred McMahon (2013). *Economic Freedom of North America 2013*. Fraser Institute.

Stansel, Dean, José Torra, and Fred McMahon (2014). *Economic Freedom of North America 2014*. Fraser Institute.

Annual reports—*Economic Freedom of the Arab World*

Al Ismaily, Salem Ben Nasser, Amela Karabegović, and Fred McMahon (2007). *Economic Freedom of the Arab World: Report and Index – 2006–07*. Fraser Institute.

Al Ismaily, Salem Ben Nasser, Amela Karabegović, and Fred McMahon (2008). *Economic Freedom of the Arab World: 2008 Annual Report*. Friedrich Naumann Foundation for Liberty; International Research Foundation of Oman; Fraser Institute.

Al Ismaily, Salem Ben Nasser, Amela Karabegović, and Fred McMahon, with Marisha Warrington (2009). *Economic Freedom of the Arab World: 2009 Annual Report*. Friedrich Naumann Foundation for Liberty; International Research Foundation of Oman; Fraser Institute.

Al Ismaily, Salem Ben Nasser, Fred McMahon, Miguel Cervantes, and Amela Karabegović (2010). *Economic Freedom of the Arab World: 2010 Annual Report*. Friedrich Naumann Foundation for Liberty; International Research Foundation of Oman; Fraser Institute.

Al Ismaily, Salem Ben Nasser, Miguel Cervantes, and Fred McMahon, (2011). *Economic Freedom of the Arab World: 2011 Annual Report*. Friedrich Naumann Foundation for Liberty; International Research Foundation of Oman; Fraser Institute.

Al Ismaily, Salem Ben Nasser, Azzam Al-Busaidi, Miguel Cervantes, and Fred McMahon (2012). *Economic Freedom of the Arab World: 2012 Annual Report*. Friedrich Naumann Foundation for Liberty; International Research Foundation of Oman; Fraser Institute.

Al Ismaily, Salem Ben Nasser, Azzam Al-Busaidi, Miguel Cervantes, and Fred McMahon (2013). *Economic Freedom of the Arab World: 2013 Annual Report*. Friedrich Naumann Foundation for Liberty; International Research Foundation of Oman; Fraser Institute.

Al Ismaily, Salem Ben Nasser, Azzam Al-Busaidi, Miguel Cervantes, and Fred McMahon (2014). *Economic Freedom of the Arab World: 2014 Annual Report*. Friedrich Naumann Foundation for Liberty; International Research Foundation of Oman; Fraser Institute.

