

the
**HUMAN
FREEDOM
INDEX** 2020

A Global Measurement
of Personal, Civil, and
Economic Freedom

Ian Vásquez and Fred McMahon



CATO
INSTITUTE

FRASER
INSTITUTE

the
**HUMAN
FREEDOM
INDEX** 2020

A Global Measurement
of Personal, Civil, and
Economic Freedom

Ian Vásquez and Fred McMahon

CAIO
INSTITUTE

FRASER
INSTITUTE

Copyright © 2020 by the Cato Institute and the Fraser Institute
All rights reserved

Print ISBN: 978-1-952223-19-8
Digital ISBN: 978-1-952223-20-4

Printed in the United States of America
Cover design by Peng Wei

CATO INSTITUTE
1000 Massachusetts Ave. NW
Washington, DC 20001
United States of America
www.cato.org

FRASER INSTITUTE
4th Floor, 1770 Burrard Street
Vancouver BC
Canada V6J 3G7
www.fraserinstitute.org

TABLE OF CONTENTS

Acknowledgments.....	1
Executive Summary	3
The Sixth Annual Report	9
Defining and Measuring Freedom	9
What the Index Measures	14
Findings.....	21
Conclusion: Toward a Better Appreciation of Freedom.....	32
Countries by Region.....	35
Country Profiles	51
Methodology and Sources	377
Notes.....	411
About the Authors.....	413
About the Copublishers.....	415

ACKNOWLEDGMENTS

We would like to acknowledge a number of individuals and organizations for their past or current support of and contributions to the *Human Freedom Index*, copublished by the Fraser Institute and the Cato Institute.

We are grateful to Ryan Murphy for collecting and compiling the data for this year's edition, including updating the report with some new and more reliable data streams.

Our Cato colleagues Guillermina Sutter Schneider and Luis Ahumada deserve special thanks for greatly improving the process, design, and quality of the production.

Thanks also to Amberlea Schaab, former Fraser director of production and marketing, for overseeing the cover design; to Fraser's Peng Wei for designing the cover; and to Lindsay Donofrio, Cato's director of editorial production, for ably shepherding the index to publication.

Our index builds on the work of the Fraser Institute's economic freedom project; thus, we owe a debt of gratitude to Michael Walker, the Institute's former executive director and initiator of that research program, and to the long-time authors of the annual *Economic Freedom of the World*

report, James Gwartney, Robert Lawson, and Joshua Hall. All of them laid the groundwork for this report and generously contributed their time and advice to its creation.

We thank Tanja Porčnik for her contributions to previous editions of the index. We are grateful also to the Liberales Institut at the Friedrich Naumann Foundation for Freedom, a previous copublisher of this report, for its support, and to Detmar Doering, former director at the Institut and an early and active champion of this project.

Andrei Illarionov, a senior fellow at the Cato Institute, was an enthusiastic and active proponent of this project, and his insights helped shape the content and structure of the index. We thank him for helping to initiate this research and for being a valuable source of input and advice.

Finally, we would like to acknowledge the sponsors of—and numerous scholars who participated in—the seminars out of which this index arose: the first, in Atlanta, sponsored by Liberty Fund; three in Potsdam, sponsored by the Liberales Institut; and one in Washington, DC, sponsored by the Cato Institute.

—*Ian Vásquez and Fred McMahon*

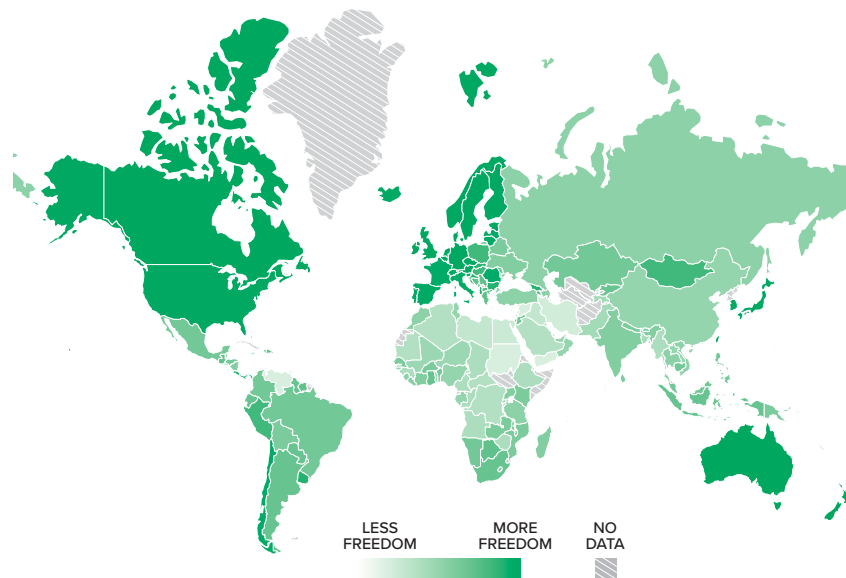
EXECUTIVE SUMMARY

The *Human Freedom Index* (HFI) presents a broad measure of human freedom, understood as the absence of coercive constraint. This sixth annual index uses 76 distinct indicators of personal and economic freedom in the following areas:

- Rule of Law
- Security and Safety
- Movement
- Religion
- Association, Assembly, and Civil Society
- Expression and Information
- Identity and Relationships
- Size of Government
- Legal System and Property Rights
- Access to Sound Money
- Freedom to Trade Internationally
- Regulation of Credit, Labor, and Business

The HFI is the most comprehensive freedom index so far created for a globally meaningful set of countries representing 94 percent of the world's population. The HFI covers 162 countries for 2018, the most recent year for which sufficient data are available. The index ranks countries beginning in 2008, the earliest year for which a robust enough index could be produced.

On a scale of 0 to 10, where 10 represents more freedom, the average human freedom rating for 162 countries in 2018 was 6.93. Among countries included in this report, the level of freedom has scarcely improved (0.01) compared with 2017, with 87 countries increasing their ratings and 70 decreasing. Comparing all the countries for which we have the same data available since 2008, the



level of global freedom has decreased slightly (-0.04), with 70 countries in the index increasing their ratings and 70 decreasing.

The data show that there is an unequal distribution of freedom in the world, with only 15 percent of the world's population living in the top quartile of countries in the HFI and 34 percent living in the bottom quartile. The gap in human freedom between the most free and the least free countries has widened since 2008, increasing by 6 percent when comparing the top and bottom 10 percent of nations in the HFI.

The jurisdictions that took the top 10 places, in order, were New Zealand, Switzerland, Hong Kong, Denmark, Australia, Canada, Ireland, Estonia, and Germany and Sweden (tied in 9th place). Selected countries rank as follows: Japan (11), the United Kingdom and the United States (tied in 17th place), Taiwan (19), South Korea (26), Chile (30), France (33), South Africa (68), Argentina (70), Mexico (86), Brazil (88), Kenya (93), India (111), Russia (115), Turkey (119), China (129), Saudi Arabia (151), Egypt (157), Iran (158), Venezuela (160), and Syria (162).

Out of 10 regions, the regions with the highest levels of freedom are North America (Canada and the United States), Western Europe, and East Asia. The lowest levels are in the Middle East

and North Africa, sub-Saharan Africa, and South Asia. Women-specific freedoms, as measured by five indicators in the index, are strongest in North America, Western Europe, and East Asia and are least protected in the Middle East and North Africa, sub-Saharan Africa, and South Asia.

Countries in the top quartile of freedom enjoy a significantly higher average per capita income (\$50,340) than those in other quartiles; the average per capita income in the least free quartile is \$7,720.

The HFI also finds a strong relationship between human freedom and democracy. Hong Kong is an outlier in this regard. Although Hong Kong's ratings and rankings have decreased since 2008, the impact of the Chinese Communist Party's unprecedented interventions in the territory in 2019 and 2020 are not reflected in this year's report (which, as noted, is based on 2018 data). Those recent events will likely decrease Hong Kong's score noticeably in the future.

The findings in the HFI suggest that freedom plays an important role in human well-being, and they offer opportunities for further research into the complex ways in which freedom influences, and can be influenced by, political regimes, economic development, and the whole range of indicators of human well-being.

The Human Freedom Index

Rank	Freedom Rank Change (2017–2018)	Country/Territory	Personal Freedom	Economic Freedom	Human Freedom	Freedom Score Change (2017–2018)
1	0	New Zealand	9.21	8.53	8.87	▲ 0.01
2	0	Switzerland	9.20	8.43	8.82	▲ 0.01
3	0	Hong Kong SAR, China	8.53	8.94	8.74	▼ 0.02
4	▲ 1	Denmark	9.35	8.10	8.73	▲ 0.05
5	▲ 1	Australia	9.12	8.23	8.68	▲ 0.02
6	▼ 2	Canada	9.10	8.17	8.64	▼ 0.05
7	0	Ireland	9.11	8.13	8.62	▼ 0.03
8	▲ 4	Estonia	9.12	7.96	8.54	▲ 0.04
9	▲ 1	Germany	9.19	7.85	8.52	▼ 0.01
9	▼ 1	Sweden	9.46	7.58	8.52	▼ 0.03
11	▲ 3	Finland	9.21	7.76	8.49	▲ 0.02
11	▲ 6	Japan	9.10	7.88	8.49	▲ 0.05
11	▲ 3	Luxembourg	9.22	7.75	8.49	▲ 0.02
14	▲ 2	Netherlands	9.14	7.82	8.48	▲ 0.03
15	▲ 2	Austria	9.09	7.80	8.45	▲ 0.01
15	▼ 4	Norway	9.29	7.60	8.45	▼ 0.06
17	▼ 5	United Kingdom	8.79	8.08	8.44	▼ 0.06
17	▼ 9	United States	8.66	8.22	8.44	▼ 0.11
19	▲ 2	Taiwan	8.90	7.94	8.42	▲ 0.04
20	▼ 1	Iceland	9.06	7.71	8.39	0.00
21	▲ 1	Lithuania	8.64	8.10	8.37	▲ 0.02
22	▼ 3	Latvia	8.78	7.89	8.34	▼ 0.05
23	▲ 2	Malta	8.72	7.94	8.33	▲ 0.03
24	▼ 1	Czech Republic	8.76	7.81	8.29	▼ 0.03
25	▲ 1	Belgium	8.99	7.56	8.28	▲ 0.01
26	▲ 1	Korea, Rep.	8.85	7.69	8.27	▲ 0.02
26	▼ 3	Portugal	8.94	7.60	8.27	▼ 0.05
28	0	Singapore	7.77	8.65	8.21	▼ 0.02
29	▲ 2	Spain	8.67	7.73	8.20	▲ 0.06
30	▼ 1	Chile	8.40	7.96	8.18	0.00
31	▼ 1	Italy	8.72	7.51	8.12	▼ 0.04
32	0	Romania	8.34	7.83	8.09	▼ 0.03
33	0	Cyprus	8.25	7.84	8.05	▼ 0.04
33	▲ 1	France	8.70	7.40	8.05	▼ 0.03
33	▲ 2	Slovenia	8.77	7.33	8.05	▲ 0.03
36	0	Slovak Republic	8.26	7.63	7.95	▼ 0.05
37	▲ 2	Bulgaria	8.11	7.74	7.93	▲ 0.04
38	0	Croatia	8.47	7.36	7.92	▼ 0.01
38	▼ 1	Uruguay	8.59	7.25	7.92	▼ 0.03
40	0	Georgia	7.56	8.18	7.87	▼ 0.01
40	▲ 3	Panama	7.93	7.80	7.87	▲ 0.05
42	▼ 1	Costa Rica	8.05	7.62	7.84	0.00

Rank	Freedom Rank Change (2017–2018)	Country/Territory	Personal Freedom	Economic Freedom	Human Freedom	Freedom Score Change (2017–2018)
43	▲ 1	Albania	7.81	7.80	7.81	▲ 0.03
44	▲ 4	Cabo Verde	8.09	7.41	7.75	▲ 0.11
45	▲ 4	Bahamas, The	7.82	7.62	7.72	▲ 0.11
45	▼ 4	Poland	8.39	7.04	7.72	▼ 0.12
47	▲ 3	Armenia	7.45	7.92	7.69	▲ 0.09
48	▼ 2	Peru	7.60	7.76	7.68	▲ 0.01
49	▼ 4	Hungary	7.78	7.44	7.61	▼ 0.07
49	▼ 2	Mongolia	7.79	7.43	7.61	▼ 0.05
51	▲ 1	Mauritius	6.89	8.21	7.55	▲ 0.06
52	▲ 2	Montenegro	7.97	6.94	7.46	▲ 0.07
53	▼ 2	Israel	7.26	7.62	7.44	▼ 0.14
53	▲ 3	Jamaica	7.19	7.69	7.44	▲ 0.07
55	▲ 1	North Macedonia	7.65	7.15	7.40	▲ 0.03
56	▼ 3	Greece	8.04	6.71	7.38	▼ 0.06
57	▲ 5	Dominican Republic	7.16	7.58	7.37	▲ 0.15
58	▲ 1	Botswana	7.10	7.60	7.35	▲ 0.06
59	▼ 4	Bosnia and Herzegovina	7.78	6.90	7.34	▼ 0.04
59	▼ 1	Serbia	7.62	7.05	7.34	▲ 0.02
59	▲ 2	Seychelles	7.18	7.49	7.34	▲ 0.09
62	▼ 3	Suriname	8.24	6.37	7.31	▲ 0.02
63	0	Guatemala	6.71	7.70	7.21	▲ 0.02
64	▲ 3	Paraguay	7.14	7.23	7.19	▲ 0.11
65	0	Moldova	7.37	6.99	7.18	▲ 0.04
66	▲ 6	Ecuador	7.82	6.46	7.14	▲ 0.12
67	▲ 6	Trinidad and Tobago	7.00	7.26	7.13	▲ 0.13
68	▲ 5	Indonesia	6.74	7.39	7.07	▲ 0.07
68	▲ 1	South Africa	7.41	6.73	7.07	▲ 0.02
70	▼ 6	Argentina	8.32	5.78	7.05	▼ 0.11
70	▲ 6	Kyrgyz Republic	7.10	6.99	7.05	▲ 0.09
72	▼ 6	Ghana	7.43	6.65	7.04	▼ 0.07
73	▼ 3	El Salvador	6.64	7.41	7.03	▼ 0.01
74	▲ 1	Guyana	7.31	6.68	7.00	▲ 0.01
75	▼ 8	Barbados	7.76	6.22	6.99	▼ 0.09
75	▲ 9	Kazakhstan	6.85	7.12	6.99	▲ 0.12
77	▼ 6	Fiji	7.46	6.50	6.98	▼ 0.05
78	▲ 1	Rwanda	6.54	7.39	6.97	▲ 0.07
79	▲ 9	Honduras	6.59	7.28	6.94	▲ 0.10
80	▲ 1	Belize	7.23	6.60	6.92	▲ 0.03
80	▼ 1	Jordan	6.21	7.62	6.92	▲ 0.02
80	▲ 9	Namibia	7.32	6.52	6.92	▲ 0.10
83	▲ 9	Malaysia	6.21	7.58	6.90	▲ 0.13
83	▲ 3	Philippines	6.37	7.43	6.90	▲ 0.04
85	▼ 7	Timor-Leste	7.48	6.29	6.89	▼ 0.02
86	▼ 9	Colombia	6.98	6.71	6.85	▼ 0.09

Rank	Freedom Rank Change (2017–2018)	Country/Territory	Personal Freedom	Economic Freedom	Human Freedom	Freedom Score Change (2017–2018)
86	▲ 3	Mexico	6.49	7.21	6.85	▲ 0.03
88	▼ 7	Brazil	7.10	6.56	6.83	▼ 0.06
88	▲ 3	Cambodia	6.38	7.28	6.83	▲ 0.02
90	▼ 6	Benin	7.41	6.20	6.81	▼ 0.06
91	▲ 1	Bolivia	7.26	6.30	6.78	▲ 0.01
92	▼ 5	Nepal	7.03	6.48	6.76	▼ 0.09
93	▼ 1	Kenya	6.66	6.84	6.75	▼ 0.02
94	▲ 6	Papua New Guinea	7.05	6.39	6.72	▲ 0.04
94	▲ 9	Sri Lanka	6.56	6.88	6.72	▲ 0.13
96	▲ 1	Zambia	6.23	7.19	6.71	▲ 0.01
97	▼ 1	Lebanon	6.52	6.88	6.70	▼ 0.03
98	▲ 4	Haiti	6.78	6.58	6.68	▲ 0.04
99	▼ 2	Belarus	6.99	6.35	6.67	▼ 0.03
100	▲ 11	Senegal	7.05	6.27	6.66	▲ 0.24
101	▲ 5	Mozambique	7.34	5.94	6.64	▲ 0.12
102	▼ 7	Burkina Faso	7.34	5.85	6.60	▼ 0.15
102	▼ 1	Lesotho	6.55	6.65	6.60	▼ 0.06
104	▲ 0	Uganda	5.60	7.55	6.58	▲ 0.01
105	▼ 6	Malawi	7.35	5.79	6.57	▼ 0.12
106	▲ 2	Madagascar	6.88	6.20	6.54	▲ 0.05
106	▼ 23	Nicaragua	6.02	7.05	6.54	▼ 0.34
108	▼ 3	Bhutan	6.41	6.63	6.52	▼ 0.02
109	▲ 1	Côte d'Ivoire	6.93	6.09	6.51	▲ 0.04
110	▲ 4	Ukraine	6.83	6.06	6.45	▲ 0.10
111	▼ 5	India	6.30	6.56	6.43	▼ 0.09
112	▼ 4	Liberia	6.51	6.28	6.40	▼ 0.09
113	▼ 1	Kuwait	6.18	6.60	6.39	▲ 0.03
114	▲ 1	Thailand	5.98	6.75	6.37	▲ 0.04
115	▲ 1	Russian Federation	5.88	6.74	6.31	▲ 0.01
116	▲ 5	Azerbaijan	6.21	6.37	6.29	▲ 0.05
117	▲ 6	Morocco	5.86	6.70	6.28	▲ 0.10
117	▼ 5	Tanzania	5.82	6.73	6.28	▼ 0.08
119	▲ 1	Gambia, The	5.40	7.14	6.27	▲ 0.02
119	0	Turkey	5.92	6.62	6.27	▲ 0.00
121	▼ 4	Vietnam	6.30	6.20	6.25	▼ 0.03
122	▲ 9	Sierra Leone	6.55	5.87	6.21	▲ 0.15
123	0	Bahrain	5.19	7.16	6.18	▲ 0.00
124	▼ 2	United Arab Emirates	5.28	7.05	6.17	▼ 0.03
125	▲ 4	Lao PDR	5.70	6.62	6.16	▲ 0.09
126	▲ 9	Guinea-Bissau	6.84	5.46	6.15	▲ 0.13
127	▼ 2	Gabon	6.42	5.86	6.14	▼ 0.02
128	▼ 2	Togo	6.01	6.25	6.13	▼ 0.02
129	▼ 2	China	5.92	6.21	6.07	▼ 0.07
129	▼ 1	Qatar	5.26	6.88	6.07	▼ 0.04

Rank	Freedom Rank Change (2017–2018)	Country/Territory	Personal Freedom	Economic Freedom	Human Freedom	Freedom Score Change (2017–2018)
131	▼ 14	Nigeria	5.16	6.93	6.05	▼ 0.23
132	▼ 3	Tunisia	6.00	6.07	6.04	▼ 0.03
133	▲ 3	Oman	5.26	6.79	6.03	▲ 0.03
134	▼ 3	Eswatini	5.76	6.27	6.02	▼ 0.04
135	▼ 4	Brunei Darussalam	5.41	6.60	6.01	▼ 0.05
136	▼ 2	Niger	6.09	5.85	5.97	▼ 0.06
137	0	Mali	5.90	5.93	5.92	▼ 0.03
138	▲ 1	Tajikistan	5.49	6.05	5.77	▲ 0.07
139	▼ 1	Bangladesh	5.30	6.04	5.67	▼ 0.04
140	0	Pakistan	5.21	6.07	5.64	▲ 0.04
141	▲ 6	Chad	5.47	5.71	5.59	▲ 0.17
141	▼ 1	Zimbabwe	6.06	5.12	5.59	▼ 0.01
143	0	Congo, Rep.	5.99	5.03	5.51	▼ 0.01
144	▲ 4	Angola	6.21	4.75	5.48	▲ 0.09
145	▼ 3	Cameroon	5.07	5.85	5.46	▼ 0.13
146	▲ 4	Guinea	5.32	5.57	5.45	▲ 0.12
146	0	Myanmar	5.08	5.81	5.45	▲ 0.02
148	▼ 4	Burundi	4.90	5.94	5.42	▼ 0.06
149	0	Ethiopia	5.18	5.61	5.40	▲ 0.06
150	▼ 5	Mauritania	4.56	6.22	5.39	▼ 0.07
151	▲ 2	Congo, Dem. Rep.	5.42	5.15	5.29	▲ 0.14
151	0	Saudi Arabia	4.26	6.31	5.29	▲ 0.01
153	▼ 2	Central African Republic	5.22	5.27	5.25	▼ 0.03
154	0	Algeria	5.42	4.97	5.20	▲ 0.17
155	▲ 2	Iraq	4.18	5.61	4.90	▲ 0.32
156	0	Libya	4.93	4.72	4.83	▼ 0.02
157	▲ 2	Egypt, Arab Rep.	3.95	5.38	4.67	▲ 0.24
158	▼ 3	Iran, Islamic Rep.	4.26	4.80	4.53	▼ 0.44
159	▼ 1	Yemen, Rep.	2.83	5.51	4.17	▼ 0.36
160	▲ 1	Venezuela, RB	4.81	3.34	4.08	▲ 0.23
161	▼ 1	Sudan	3.81	4.21	4.01	▼ 0.16
162	0	Syrian Arab Republic	2.49	5.45	3.97	▲ 0.26

THE HUMAN FREEDOM INDEX 2020

THE SIXTH ANNUAL REPORT

This sixth annual report presents a broad measure of human freedom around the world. It builds on a multiyear program of research and discussions held in Europe and North America involving scholars from many disciplines and countries. It uses, adapts, and evolves the methodologies that emerged from the decades-long work of the Fraser Institute to define and measure economic freedom with the *Economic Freedom of the World* index.¹ The economic freedom project has demonstrated the power of such measurement to increase understanding about the concept of freedom and its contribution to human well-being.

A central purpose of this report is to paint a broad but reasonably accurate picture of the extent of overall freedom in the world. A larger purpose is to more carefully explore what we mean by freedom and to better understand its relationship to any number of other social and economic phenomena. This research could also help us more objectively observe the ways in which various freedoms—be they economic or civil, for example—interact with one another. We hope that this index will become a resource for scholars, policymakers, and interested laypeople alike and that its value will increase as it is annually updated, thus allowing us to observe numerous relationships through time.

The *Human Freedom Index* casts a wide net in an attempt to capture as broad a set of freedoms as could be clearly identified and measured. Some freedoms that could be clearly identified, such as the freedom to use drugs, could not be included because internationally comparable data could not be found. In other cases, data and clarity could be achieved for too few countries to satisfy the goal of making a global index.

That said, we and the authors of the other preliminary papers and indexes that have contributed to the creation of this index recognize that the global characterization of the state of human freedom published here is a work in progress.² It is published with satisfaction but also with humility. We believe that we have constructed an index that provides a solid foundation for the ensuing work of refinement and recalibration in the face of new data sources or improved understanding as time passes. In that spirit, we welcome feedback, which may be appropriate in further consideration of the data found in the index and published in this volume.

DEFINING AND MEASURING FREEDOM

The contest between liberty and power has been ongoing for millennia. For just as long, it has inspired competing conceptions of freedom. Plato and Hobbes, for example, thought that extensive or absolutist rule over society was compatible with

The contest between **liberty and power** has been ongoing for millennia.

their definition of freedom because in their view it would prevent society from descending into violence or chaos, which they considered more detrimental to freedom than a powerful state.

Others, such as the 6th-century BCE Chinese philosopher Lao-tzu and the 16th-century Spanish scholastics, expressed and developed ideas consistent with the view of the father of modern political philosophy, John Locke, that freedom implies that an individual not “be subject to the arbitrary Will of another, but freely follow his own.”³

This index follows that latter tradition, which in the past several hundred years has shaped the modern liberal world. Freedom in our usage is a social concept that recognizes the dignity of individuals and is defined by the absence of coercive constraint.⁴ (That contrasts with a mechanistic concept whereby anything that limits a person’s ability to do what they want—be it a natural, physical barrier or another person who happens to be standing in their way—is considered an infringement on their freedom.) Freedom thus implies that individuals have the right to lead their lives as they wish as long as they respect the equal rights of others.

Isaiah Berlin best elucidated this notion of freedom, commonly known as negative liberty.⁵ In the simplest terms, negative liberty means noninterference by others. Berlin contrasts that type of liberty with positive liberty, which requires the removal of constraints that impede one’s personal improvement or the fulfillment of his or her potential as the individual understands it. When positive liberty, however, is imposed by others, it undermines negative liberty because individuals naturally have conflicting views on whether and how to achieve self-improvement. As in the case of the totalitarian systems of the 20th century, this discrepancy allows rulers to ignore the wishes of people and commit torture and other atrocities in the name of some higher form of freedom. Berlin further warned, as did F. A. Hayek, against the common tendency to call other good things—think of income or housing, for example—“freedom,” because this merely causes confusion.⁶

Negative liberty “comes in only one flavor—the lack of constraint imposed on the individual”⁷—whereas positive freedom is far more likely to mean different things to different people and thus cannot be measured independent of the goals that conflicting ideologies or groups might identify with freedom.

This index is thus an attempt to measure the extent to which the negative rights of individuals are respected in the countries observed. By negative rights, we mean freedom from interference—predominantly by government—

in people’s right to choose to do, say, or think anything they want, provided that it does not infringe on the rights of others to do likewise. These rights protect freedoms such as freedom of religion, freedom of speech, freedom of assembly, sexual freedom, economic freedom, and so on. Some of the rights that individuals legitimately claim depend partially or wholly on action by government to be realized. The right to personal security is the most important, but security in one’s property rights and the rule of law also require government action.

While aspects of liberty associated with democracy and political freedom—freedom of speech, assembly, and public demonstration—are included in this index, democracy or political freedom is not. Political freedom is important, but it does not mean democracy alone or unrestrained democracy. It is ideally some combination of the division of power, limited government, decentralization, and structural characteristics designed to control the powers of the majority. For example, countries such as Canada and the United States have democratic elections and constitutional constraint as well as separation of powers and decentralization. The United Kingdom has checks and balances and other limits on power, but it has no written constitution. The issue of how political freedom can best be determined and which of its forms is most consistent with personal, economic, and civil freedom is a major area of ongoing research. This report does not address that topic directly.

However, it is hoped that the data provided here will assist researchers as they seek to determine the political structure most consistent with political freedom and the sustainability of personal, economic, and civil freedom. In that spirit, we look at the relationship between human freedom and democracy in the final section of this report.⁸

We use the following criteria to select data for the index: the data come from credible external sources and, for the sake of objectivity, are not generated by us; the index is transparent on methodology and sources; and the report covers as large a number of countries over as long a time period as is possible given the data available. As previously noted, we generally measure official restrictions on freedom, although some measures capture social or nonofficial violations of liberty (e.g., violence or conflict measures).

This index fills a gap in the literature by examining overall freedom, including economic and other human freedoms. Existing economic freedom indexes examine only the former, of course. Similarly, other surveys of freedom focus on subsets of freedom that exclude economic freedom. Yet all these freedoms are crucial.

Freedom in our usage
is a social concept
that recognizes the
freedom of individuals.

In fact, early systemic writings on freedom in the Enlightenment often focused on economic liberalism, or what we would identify with economic freedom, as an intrinsic part of overall freedom. This index thus for the first time develops a broad measure of human freedom rather than select aspects of it. We combine economic freedom measures from the *Economic Freedom of the World* index with measures of what we call personal freedoms. Our definition of economic freedom is that of James Gwartney, Robert Lawson, and Walter Block: “Individuals have economic freedom when property they acquire without the use of force, fraud, or theft is protected from physical invasions by others and they are free to use, exchange, or give their property as long as their actions do not violate the identical rights of others.”⁹ Economic freedom thus exists when there is voluntary exchange, competition, personal choice, and protection of persons and their property.

One of the biggest challenges in constructing any index is the organization and weighting of the variables. Our guiding principle is that the structure should be simple and transparent. All

Economic freedom
is not just inherently
valuable; it **empowers**
individuals to exercise
other freedoms.

the data that we use in the index are available and their organization clearly presented. This means that other researchers may restructure the index to their own preferences. After long discussions with our advisory group, we believe the structure and weighting we have chosen, if not perfect for everyone, makes sense and is consistent with the literature on freedom.¹⁰

The economic freedom subindex receives half the weight in the overall index, while safety and security and other personal freedoms that make up the personal freedom subindex receive the remaining weight. We weigh economic and all personal freedoms in our index equally for two reasons. First, economic activities arguably predominate in the everyday lives of most people as they seek, at a minimum, to survive and to otherwise improve their welfare. Thus, the strong weighting for economic freedom reflects this consideration about how we live our lives.

Second, economic freedom decreases the dependence of individuals on government or other potential forces in society that would restrict liberty or attempt to centralize power. As such, economic freedom is not just inherently valuable; it empowers individuals to exercise other freedoms. Thus, the weighting reflects how economic freedom interacts with other freedoms. This point is illustrated by a remark of F. A. Hayek’s: “A complete monopoly of employment . . . would possess unlimited powers of coercion. As Leon Trotsky discovered: ‘In a country where the sole employer is the state, opposition means

death by slow starvation. The old principle, who does not work shall not eat, has been replaced by a new one: who does not obey shall not eat.”¹¹

That is an extreme case, but it illustrates the broader point that where economic freedom is limited, the government or powerful cliques possess great control over where you work, how much you are paid, whether you are able to find employment in the formal economy (with many attendant benefits), whether you get a promotion, where you live (and whether you are subsidized), what kind of job you have, whether you are able to adequately feed and clothe your family, and so on. In the absence of economic freedom, the powers that be have many tools of coercion to block other freedoms. These tools of coercion fade as people gain the power to make their own economic decisions.

We therefore equally weigh economic freedom because of its central importance in daily life and because it enables other freedoms. This weighting, like any weighting in any index, will not be perfect, but we believe it is a good approximation of how people live their lives and of the relation between economic and other freedoms.

We use 2018 as the latest year in our index because it is the most recent year for which sufficient data are available. For the personal freedom subindex, we use 33 variables covering 141 countries for the year 2008. The index covers an increasing number of countries for subsequent

Without security or
the rule of law,
liberty is degraded
or even meaningless.

years. For the year 2018, we use 34 personal freedom variables covering 162 countries that represent 94 percent of the world’s population. In selecting the countries, we limit ourselves to those that are presented in the *Economic Freedom of the World* report. In selecting time periods, we use 2008 as the earliest year for which we are able to produce a robust enough index (many indexes of civil or other liberties are relatively new for a large number of countries).

In the personal freedom index, we have two equally weighted parts. The first is legal protection and security, made up of Rule of Law and Security and Safety. The other half of the personal freedom index is made up of specific personal freedoms: Movement; Religion; Association, Assembly, and Civil Society; Expression and Information; and Identity and Relationships.

This too, we believe, provides an advance over other freedom indexes, which fail to account for the interaction between the rule of law and security on the one hand and specific freedoms on the other. Without the rule of law and security, specific freedoms cannot, in a practical sense, be lived out. The rule of law and security are

essential to provide reasonable assurance that life is protected. Security and safety are fundamental for survival and for the exercise of a vast array of freedoms. The rule of law, by providing predictable order and reducing arbitrary conduct by the authorities, further facilitates an environment in which freedoms are safeguarded. Without security or the rule of law, liberty is degraded or even meaningless. The most famous expression of this is perhaps found in Locke, who conceptualized the rule of law and security as a unified bundle, just as we do:

The end of law is not to abolish or restrain, but to preserve and enlarge freedom: for in all the states of created beings capable of laws, “where there is no law, there is no freedom;” for liberty is to be free from restraint and violence from others; which cannot be where there is not law: but freedom is not, as we are told, “a liberty for every man to do what he lists:” (for who could be free, when every other man’s humour might domineer over him?) but a liberty to dispose, and order as he lists, his person, actions, possessions, and his whole property, within the allowance of those laws under which he is, and therein not to be subject to the arbitrary will of another, but freely follow his own.¹²

A security state may increase or appear to increase some aspects of safety, but it would curtail freedoms by empowering the state to violate rights. Thus, legal security and specific personal freedoms are both necessary conditions

for high levels of personal freedom. We believe the equal weighting provides a reasonable approximation of this interaction.

The index is derived from a total of 76 distinct indicators (34 from the personal freedom subindex and 42 from the economic freedom subindex) covering 162 countries. (Table 1 outlines the categories and the components in each category of the personal freedom and economic freedom subindexes.) Each indicator is rated on a 0–10 scale, with 10 representing the most freedom. We average the main components in each category to produce a rating for each of the categories. To produce a final rating on the personal freedom subindex, we average the Rule of Law and the Security and Safety categories and average that rating with the average of the remaining categories in the subindex. In the economic freedom subindex, we have five equally weighted parts: Size of Government, Legal System and Property Rights, Sound Money, Freedom to Trade Internationally, and Regulation. To produce the *Human Freedom Index*, we average the final country ratings of the economic and personal freedom subindexes.

WHAT THE INDEX MEASURES

The HFI measures economic freedoms such as the freedom to trade or to use sound money, and it captures the degree to which people are free to enjoy the major freedoms often referred to as civil liberties—freedom of speech, religion, association, and assembly—in the countries in

Table 1

Structure of the Human Freedom Index**Personal Freedom****1. LEGAL PROTECTION AND SECURITY**

- A. Rule of Law
 - i. Procedural Justice
 - ii. Civil Justice
 - iii. Criminal Justice
- B. Security and Safety
 - i. Homicide
 - ii. Disappearances, Conflicts, and Terrorism
 - a. Disappearances
 - b. Violent Conflicts
 - c. Organized Conflicts
 - d. Terrorism Fatalities
 - e. Terrorism Injuries
 - iii. Women's Security and Safety
 - a. Female Genital Mutilation
 - b. Inheritance Rights

2. SPECIFIC PERSONAL FREEDOMS

- A. Movement
 - i. Domestic Movement
 - ii. Foreign Movement
 - iii. Women's Movement
- B. Religion
 - i. Freedom of Religion
 - ii. Religious Organization Repression
 - iii. Harassment and Physical Hostilities
 - iv. Legal and Regulatory Restrictions
- C. Association, Assembly, and Civil Society
 - i. Civil Society Entry and Exit
 - ii. Assembly
 - iii. Freedom to Form Political Parties
 - a. Barriers to Parties
 - b. Party Bans
 - iv. Opposition Parties Autonomy
 - v. Civil Society Repression
- D. Expression and Information
 - i. Press Killed
 - ii. Press Jailed
 - iii. Media Freedom
 - iv. Access to Cable/Satellite
 - v. Access to Foreign Newspapers
 - vi. State Control over Internet Access
- E. Identity and Relationships
 - i. Legal Gender
 - ii. Same-Sex Relationships
 - a. Male-to-Male Relationships
 - b. Female-to-Female Relationships
 - iii. Divorce

Economic Freedom

- A. Size of Government
 - i. Government Consumption
 - ii. Transfers and Subsidies
 - iii. Government Enterprises and Investments
 - iv. Top Marginal Tax Rate
 - a. Top Marginal Income Tax Rate
 - b. Top Marginal Income and Payroll Tax Rates
 - v. State Ownership of Assets
- B. Legal System and Property Rights
 - i. Judicial Independence
 - ii. Impartial Courts
 - iii. Protection of Property Rights
 - iv. Military Interference in Rule of Law and Politics
 - v. Integrity of the Legal System
 - vi. Legal Enforcement of Contracts
 - vii. Regulatory Costs of the Sale of Real Property
 - viii. Reliability of Police
- C. Sound Money
 - i. Money Growth
 - ii. Standard Deviation of Inflation
 - iii. Inflation: Most Recent Year
 - iv. Freedom to Own Foreign Currency Bank Accounts
- D. Freedom to Trade Internationally
 - i. Tariffs
 - a. Revenue from Trade Taxes (% of Trade Sector)
 - b. Mean Tariff Rate
 - c. Standard Deviation of Tariff Rates
 - ii. Regulatory Trade Barriers
 - a. Nontariff Trade Barriers
 - b. Compliance Costs of Importing and Exporting
 - iii. Black-Market Exchange Rates
 - iv. Controls of the Movement of Capital and People
 - a. Financial Openness
 - b. Capital Controls
 - c. Freedom of Foreigners to Visit
- E. Regulation
 - i. Credit Market Regulations
 - a. Ownership of Banks
 - b. Private-Sector Credit
 - c. Interest Rate Controls/Negative Real Interest Rates
 - ii. Labor Market Regulations
 - a. Hiring Regulations and Minimum Wage
 - b. Hiring and Firing Regulations
 - c. Centralized Collective Bargaining
 - d. Hours Regulations
 - e. Mandated Cost of Worker Dismissal
 - f. Conscription
 - iii. Business Regulations
 - a. Administrative Requirements
 - b. Bureaucracy Costs
 - c. Starting a Business
 - d. Impartial Public Administration
 - e. Licensing Restrictions
 - f. Cost of Tax Compliance

the survey. In addition, it includes indicators on rule of law, crime and violence, freedom of movement, and legal discrimination against same-sex relationships. We also include five variables pertaining to women-specific freedoms that are found in various categories of the index.

We would have liked to have included other important indicators, such as those quantifying drug and alcohol prohibition, but we found no reliable data sources that conformed to our methodological principles. What follows is a brief description and justification of the data we use in the personal freedom subindex, as well as a summary of the economic freedom indicators that make up the rest of the *Human Freedom Index*.

Rule of Law

The rule of law is an essential condition of freedom that protects the individual from coercion by others. John Locke's emphasis on the importance of law in securing and enlarging freedom, cited previously, is an early formulation of that concept. A society ruled "by law, not men" implies that laws apply to everybody, including the authorities; that they be publicly known and understood; and that they limit the arbitrary decisions of rulers. To further increase the scope of individual freedom and reduce potential rule by personal will, Hayek proposed that laws be general and abstract—that is, that they be ignorant of particular cases and "not single out any particular persons or group of persons."¹³ The stated attributes also provide a social order

that allows people to more easily pursue their individual ends. Individual freedom is therefore dependent on the rule of law, a broad concept that encompasses due process, equal treatment under the law, accountability of government officials, and notions of fairness, predictability, and justice.

We use indicators from the World Justice Project's (WJP) *Rule of Law Index* that are consistent with our definition of freedom.¹⁴ For the countries not included in the WJP index, we derive the Rule of Law ratings by regressing the WJP measures we constructed with the rule of law measures from the World Bank's Worldwide Governance Indicators.¹⁵

It should be noted that the *Economic Freedom of the World* index includes nine components in the area of "Legal System and Property Rights" that seek to measure "how effectively the protective functions of government are performed." Thus, the rule of law measures included in the personal freedom subindex add to those in the economic freedom subindex.

The first component rates what we have termed procedural justice. It is composed of the average of three indicators measuring "the right to life and security" of a person; "due process of law and rights of the accused"; and "freedom from arbitrary interference with privacy." The first of those indicators refers to violations by the police or government when conducting an arrest or a search, for example. The second indicator refers

to such issues as the extent to which police or the authorities respect the presumption of innocence, arrest people on genuine and formally declared charges, treat suspects humanely in custody, provide the accused full access to evidence, and the like. The third indicator refers to such violations as governments wiretapping private communications without judicial authorization.

The second component rates civil justice on such issues as whether it is free of discrimination, corruption, and improper government influence. It also measures the extent to which alternative dispute resolution mechanisms are accessible, impartial, and effective. The third component measures the criminal justice system on such issues as its impartiality, its level of corruption, and the degree to which improper government influence is present.

By including the Rule of Law category, the index more fully captures the extent to which people are exposed to abuse by the authorities, and therefore it provides a measure of whether and by how much one is “subject to another man’s will,”¹⁶ to use Hayek’s expression. The indicators we use not only rate the degree to which the rule of law may be undermined; they also measure negative rights. Like security and safety, explained next, the rule of law concept included here significantly expands the scope of freedom by limiting coercion from a diversity of potential sources, including the most powerful entities or individuals in society, thus encouraging other freedoms to flourish.

Security and Safety

The rights to life and to safety from physical aggression have long been recognized as fundamental to liberty. Violence of any kind, except in self-defense or in the administration of justice, reduces personal freedom or, in the case of violence that results in death, eliminates it altogether. In societies with low levels of personal safety and physical security from harm, it is difficult to exercise other freedoms, or even to survive. Like the rule of law, security and safety are thus important in safeguarding overall freedom. (Indeed, the provision of domestic and national security is a service that most classical liberals consider a proper function of government.) Unlike the Rule of Law category, which concerns rules that seek to reduce coercion, the Security and Safety category measures actual crimes committed. It attempts to measure the degree to which people who have not violated the equal rights of others are physically assaulted, kidnapped, or killed, or their physical integrity or safety is otherwise violated. Because security is necessary to fully exercise the whole array of freedoms, we give this category equal weight to the Rule of Law category, and both together are weighed equally with the rest of the personal freedom index.

Whether perpetrated by ordinary criminals, governments, organized gangs, political groups, or individuals following tradition, crime and physical transgressions reduce personal freedom in any society. The first component measures

the homicide rate. Here we ignore optimal-level-of-crime considerations or, as with the Rule of Law category, any account of the use of public resources to provide a public good intended to enhance freedom but that by its nature (taxation) represents a reduction in freedom.¹⁷

The second component measures disappearances, conflicts, and terrorism. It is made up of a number of variables. The first measures politically motivated disappearances. The following two indicators—violent conflicts and internally organized conflicts—measure the extent to which war or armed conflict with internal or external aggressors impinges on personal freedom in observed countries. The violent conflicts variable reflects battle-related deaths per capita. For the level of internally organized conflict, we use a “qualitative assessment of the intensity of conflicts within” each country used by the Institute for Economics and Peace’s Global Peace Index but derived by the Economist Intelligence Unit (EIU). The next two indicators rate the level of fatalities and injuries that result from terrorism. Those figures, from the University of Maryland’s Global Terrorism Database, include deaths and injuries of both perpetrators and victims.

The next component rates women’s security. It is made up of two variables. The first measures the prevalence of female genital mutilation among the population of women aged 15–49 years in a given country. The second indicator measures whether either the legal system or religious and traditional laws and practices favor males over

Governments that restrict people’s movement greatly limit the scope of overall liberty.

widows and daughters in inheritance matters. Favoring males is an infringement on the liberty of widows and of parents and the daughters to whom they might otherwise choose to bequeath their assets; in many countries women are subordinate to the power of men, often putting them in economically precarious or physically vulnerable situations.

Movement

The freedom to travel is a basic human right and essential to a free society. Governments that restrict people’s movement greatly limit the scope of overall liberty because those limits severely reduce the ability of people to engage in a wide range of peaceful activities of their choosing. The first two indicators in this category rate the freedom of domestic movement and the freedom to leave the country, respectively. The third component, women’s movement, measures the extent to which women can “move freely outside of the house.”

Religion

Free societies respect the right to practice a religion of one’s choosing. The exercise of religion can be both a supremely private matter

involving a person’s strongest beliefs and a social affair practiced in an organized way among larger groups. Restrictions on that fundamental freedom have been the source of some of the bloodiest and most drawn-out conflicts throughout history, and they continue to animate discord in numerous countries today.

We use four components that produce a robust measure of religious freedom. The first broadly rates the extent of freedom of religion in society, including the right to practice and choose one’s religion and to proselytize peacefully. The next component gauges the repression of religious organizations by government. The third component relates to infringements on religious freedom characterized by harassment and physical hostility. Not only governments, but also individuals, members of opposing religions, and other groups in society might perpetrate those violations. Last, we measure restrictions on religion that are of a legal or regulatory nature.

Association, Assembly, and Civil Society

The freedom to associate and assemble with peaceful individuals or organizations of one’s choice and to form or join organizations for political, commercial, or other ends is an essential part of individual freedom and a basis of civil society. This category is made up of the following components: the freedom of civil society organizations to enter and exit public life; freedom of assembly; freedom to form political parties, including the extent to which parties are

banned or face barriers; autonomy of opposition parties; and government repression of civil society.

Expression and Information

This category measures a broad range of freedom, including that affecting personal expression, the press, and use of the internet.

Press killed refers to murders of journalists “in retribution for, or to prevent, news coverage or commentary” and journalists killed on dangerous assignments as documented by the Committee to Protect Journalists. Press jailed refers to the number of journalists imprisoned, as documented by the same source. The media freedom indicator is an assessment by Freedom House of a range of issues, including the extent of censorship and self-censorship among journalists and the press, the use of security or other laws to punish journalists, and other laws and regulations that influence media content. It also captures the degree to which political pressure comes to bear on media coverage and takes into account state and nonstate harassment of, and violence toward, journalists.

The freedom to associate and assemble is an **essential part of individual freedom** and a basis of civil society.

The next two indicators are freedom of access to cable/satellite, which often includes foreign television, and access to foreign newspapers. We believe that access to foreign media sources can vastly increase the level of freedom in a country not only by providing individuals with much more information than is locally available but also by increasing media competition and strengthening the role the media often play as a watchdog and exponent of transparency in government. The last component in this category gauges state control over internet access; this is an increasingly important measure of freedom of expression as use of the internet spreads and government efforts to control it become more sophisticated and frequent.

Identity and Relationships

We measure what we broadly categorize as freedoms to establish one's own identity and to have intimate and familial relationships with others.

One of the most personal decisions individuals can make regards their sexual and gender identity. Legal gender measures the degree to which people are free to legally change their sex and gender. The next component rates the freedom of individuals to establish same-sex relationships. It is composed of two variables from the International Lesbian and Gay Association: a male-to-male relationship indicator that gauges the extent to which sexual relationships between men are legal and a female-to-female indicator

that gauges the same for relationships between women. The last component measures "whether women and men have the same legal rights to initiate divorce and have the same requirements for divorce or annulment."

Economic Freedom Measures

The 42 indicators that make up the economic freedom subindex fall into five broad categories. A complete description of the economic freedom structure and index methodology can be found in the Fraser Institute's *Economic Freedom of the World* annual reports. The first category is size of government. It measures taxation, government spending, and government investment in and control of enterprises. An increase in those indicators reduces economic freedom because it crowds out individual choice. The second category regards the legal system and property rights; it gauges the level of protection of people and their property rights through indicators of the impartiality of courts, judicial independence, and the enforcement of contracts, among others.

Sound money constitutes the third category. To the extent that a country's money is not a reliable store of value, it undermines exchange, hinders economic planning, distorts prices, and, through inflation, serves as a tax. The inflation rate and its volatility are among the indicators measured here. The fourth category is freedom to trade internationally; it measures tariff rates, nontariff trade barriers, and controls on capital movement, among other indicators. The fifth category

regards the regulation of business, labor, and credit. To the extent that government restricts competition in business, voluntary arrangements among employers and employees, and freedom of exchange in credit markets, economic freedom is reduced. Areas measured include interest rate controls, hiring and firing regulations, and licensing restrictions, among others.

FINDINGS

Table 2 presents the ratings and rankings of countries on the overall *Human Freedom Index* for 2018. It also presents the ratings of the countries on the personal and economic freedom subindexes.

Table 2
Human Freedom Index and Subindexes, 2018

Country/Territory	Personal Freedom	PF Rank	Economic Freedom	EF Rank	Human Freedom	HF Rank
Albania	7.81	49	7.80	26	7.81	43
Algeria	5.42	136	4.97	157	5.20	154
Angola	6.21	113	4.75	159	5.48	144
Argentina	8.32	37	5.78	144	7.05	70
Armenia	7.45	61	7.92	18	7.69	47
Australia	9.12	10	8.23	5	8.68	5
Austria	9.09	15	7.80	26	8.45	15
Azerbaijan	6.21	113	6.37	112	6.29	116
Bahamas, The	7.82	47	7.62	39	7.72	45
Bahrain	5.19	147	7.16	70	6.18	123
Bangladesh	5.30	141	6.04	133	5.67	139
Barbados	7.76	54	6.22	122	6.99	75
Belarus	6.99	85	6.35	114	6.67	99
Belgium	8.99	17	7.56	49	8.28	25
Belize	7.23	73	6.60	101	6.92	80
Benin	7.41	63	6.20	125	6.81	90
Bhutan	6.41	107	6.63	98	6.52	108
Bolivia	7.26	71	6.30	116	6.78	91
Bosnia and Herzegovina	7.78	51	6.90	82	7.34	59
Botswana	7.10	78	7.60	43	7.35	58
Brazil	7.10	78	6.56	105	6.83	88
Brunei Darussalam	5.41	138	6.60	101	6.01	135
Bulgaria	8.11	41	7.74	32	7.93	37
Burkina Faso	7.34	67	5.85	139	6.60	102
Burundi	4.90	153	5.94	134	5.42	148
Cabo Verde	8.09	42	7.41	56	7.75	44
Cambodia	6.38	108	7.28	63	6.83	88
Cameroon	5.07	151	5.85	139	5.46	145

Country/Territory	Personal Freedom	PF Rank	Economic Freedom	EF Rank	Human Freedom	HF Rank
Canada	9.10	13	8.17	9	8.64	6
Central African Republic	5.22	145	5.27	153	5.25	153
Chad	5.47	135	5.71	145	5.59	141
Chile	8.40	34	7.96	14	8.18	30
China	5.92	125	6.21	124	6.07	129
Colombia	6.98	86	6.71	92	6.85	86
Congo, Dem. Rep.	5.42	136	5.15	154	5.29	151
Congo, Rep.	5.99	123	5.03	156	5.51	143
Costa Rica	8.05	43	7.62	39	7.84	42
Côte d'Ivoire	6.93	87	6.09	128	6.51	109
Croatia	8.47	33	7.36	61	7.92	38
Cyprus	8.25	39	7.84	22	8.05	33
Czech Republic	8.76	24	7.81	25	8.29	24
Denmark	9.35	2	8.10	11	8.73	4
Dominican Republic	7.16	76	7.58	46	7.37	57
Ecuador	7.82	47	6.46	110	7.14	66
Egypt, Arab Rep.	3.95	159	5.38	152	4.67	157
El Salvador	6.64	97	7.41	56	7.03	73
Estonia	9.12	10	7.96	14	8.54	8
Eswatini	5.76	131	6.27	119	6.02	134
Ethiopia	5.18	148	5.61	146	5.40	149
Fiji	7.46	60	6.50	108	6.98	77
Finland	9.21	5	7.76	29	8.49	11
France	8.70	27	7.40	58	8.05	33
Gabon	6.42	106	5.86	138	6.14	127
Gambia, The	5.40	139	7.14	72	6.27	119
Georgia	7.56	58	8.18	8	7.87	40
Germany	9.19	8	7.85	21	8.52	9
Ghana	7.43	62	6.65	96	7.04	72
Greece	8.04	44	6.71	92	7.38	56
Guatemala	6.71	95	7.70	35	7.21	63
Guinea	5.32	140	5.57	148	5.45	146
Guinea-Bissau	6.84	91	5.46	150	6.15	126
Guyana	7.31	70	6.68	95	7.00	74
Haiti	6.78	93	6.58	104	6.68	98
Honduras	6.59	98	7.28	63	6.94	79
Hong Kong SAR, China	8.53	32	8.94	1	8.74	3
Hungary	7.78	51	7.44	53	7.61	49
Iceland	9.06	16	7.71	34	8.39	20
India	6.30	110	6.56	105	6.43	111
Indonesia	6.74	94	7.39	59	7.07	68
Iran, Islamic Rep.	4.26	156	4.80	158	4.53	158
Iraq	4.18	158	5.61	146	4.90	155
Ireland	9.11	12	8.13	10	8.62	7
Israel	7.26	71	7.62	39	7.44	53

Country/Territory	Personal Freedom	PF Rank	Economic Freedom	EF Rank	Human Freedom	HF Rank
Italy	8.72	25	7.51	51	8.12	31
Jamaica	7.19	74	7.69	36	7.44	53
Japan	9.10	13	7.88	20	8.49	11
Jordan	6.21	113	7.62	39	6.92	80
Kazakhstan	6.85	90	7.12	73	6.99	75
Kenya	6.66	96	6.84	86	6.75	93
Korea, Rep.	8.85	20	7.69	36	8.27	26
Kuwait	6.18	117	6.60	101	6.39	113
Kyrgyz Republic	7.10	78	6.99	78	7.05	70
Lao PDR	5.70	132	6.62	99	6.16	125
Latvia	8.78	22	7.89	19	8.34	22
Lebanon	6.52	103	6.88	83	6.70	97
Lesotho	6.55	100	6.65	96	6.60	102
Liberia	6.51	104	6.28	118	6.40	112
Libya	4.93	152	4.72	160	4.83	156
Lithuania	8.64	30	8.10	11	8.37	21
Luxembourg	9.22	4	7.75	31	8.49	11
Madagascar	6.88	89	6.20	125	6.54	106
Malawi	7.35	66	5.79	143	6.57	105
Malaysia	6.21	113	7.58	46	6.90	83
Mali	5.90	127	5.93	136	5.92	137
Malta	8.72	25	7.94	16	8.33	23
Mauritania	4.56	155	6.22	122	5.39	150
Mauritius	6.89	88	8.21	7	7.55	51
Mexico	6.49	105	7.21	68	6.85	86
Moldova	7.37	65	6.99	78	7.18	65
Mongolia	7.79	50	7.43	54	7.61	49
Montenegro	7.97	45	6.94	80	7.46	52
Morocco	5.86	129	6.70	94	6.28	117
Mozambique	7.34	67	5.94	134	6.64	101
Myanmar	5.08	150	5.81	142	5.45	146
Namibia	7.32	69	6.52	107	6.92	80
Nepal	7.03	83	6.48	109	6.76	92
Netherlands	9.14	9	7.82	24	8.48	14
New Zealand	9.21	5	8.53	3	8.87	1
Nicaragua	6.02	120	7.05	74	6.54	106
Niger	6.09	118	5.85	139	5.97	136
Nigeria	5.16	149	6.93	81	6.05	131
North Macedonia	7.65	55	7.15	71	7.40	55
Norway	9.29	3	7.60	43	8.45	15
Oman	5.26	143	6.79	87	6.03	133
Pakistan	5.21	146	6.07	129	5.64	140
Panama	7.93	46	7.80	26	7.87	40
Papua New Guinea	7.05	81	6.39	111	6.72	94

Country/Territory	Personal Freedom	PF Rank	Economic Freedom	EF Rank	Human Freedom	HF Rank
Paraguay	7.14	77	7.23	67	7.19	64
Peru	7.60	57	7.76	29	7.68	48
Philippines	6.37	109	7.43	54	6.90	83
Poland	8.39	35	7.04	77	7.72	45
Portugal	8.94	18	7.60	43	8.27	26
Qatar	5.26	143	6.88	83	6.07	129
Romania	8.34	36	7.83	23	8.09	32
Russian Federation	5.88	128	6.74	89	6.31	115
Rwanda	6.54	102	7.39	59	6.97	78
Saudi Arabia	4.26	156	6.31	115	5.29	151
Senegal	7.05	81	6.27	119	6.66	100
Serbia	7.62	56	7.05	74	7.34	59
Seychelles	7.18	75	7.49	52	7.34	59
Sierra Leone	6.55	100	5.87	137	6.21	122
Singapore	7.77	53	8.65	2	8.21	28
Slovak Republic	8.26	38	7.63	38	7.95	36
Slovenia	8.77	23	7.33	62	8.05	33
South Africa	7.41	63	6.73	90	7.07	68
Spain	8.67	28	7.73	33	8.20	29
Sri Lanka	6.56	99	6.88	83	6.72	94
Sudan	3.81	160	4.21	161	4.01	161
Suriname	8.24	40	6.37	112	7.31	62
Sweden	9.46	1	7.58	46	8.52	9
Switzerland	9.20	7	8.43	4	8.82	2
Syrian Arab Republic	2.49	162	5.45	151	3.97	162
Taiwan	8.90	19	7.94	16	8.42	19
Tajikistan	5.49	134	6.05	132	5.77	138
Tanzania	5.82	130	6.73	90	6.28	117
Thailand	5.98	124	6.75	88	6.37	114
Timor-Leste	7.48	59	6.29	117	6.89	85
Togo	6.01	121	6.25	121	6.13	128
Trinidad and Tobago	7.00	84	7.26	65	7.13	67
Tunisia	6.00	122	6.07	129	6.04	132
Turkey	5.92	125	6.62	99	6.27	119
Uganda	5.60	133	7.55	50	6.58	104
Ukraine	6.83	92	6.06	131	6.45	110
United Arab Emirates	5.28	142	7.05	74	6.17	124
United Kingdom	8.79	21	8.08	13	8.44	17
United States	8.66	29	8.22	6	8.44	17
Uruguay	8.59	31	7.25	66	7.92	38
Venezuela, RB	4.81	154	3.34	162	4.08	160
Vietnam	6.30	110	6.20	125	6.25	121
Yemen, Rep.	2.83	161	5.51	149	4.17	159
Zambia	6.23	112	7.19	69	6.71	96
Zimbabwe	6.06	119	5.12	155	5.59	141

The top five jurisdictions in the *Human Freedom Index* for 2018 are New Zealand, Switzerland, Hong Kong, Denmark, and Australia. The bottom five are, in descending order, Iran, Yemen, Venezuela, Sudan, and Syria. (See Table 3.) Other selected countries rank as follows: Canada (6), Germany and Sweden (tied in 9th place), the United Kingdom and the United States (tied in 17th place), South Korea (26), Chile (30), France (33), South Africa and Indonesia (tied in 68th place), Ghana (72), Malaysia (83) Mexico and Colombia (tied in 86th place), India (111), Russia (115), Turkey (119), China (129), Nigeria (131), Pakistan (140), Saudi Arabia (151), Egypt (157), and Iran (158).

The average human freedom rating for 162 countries in 2018 was 6.93 on a scale of 0 to 10, where 10 represents more freedom. The level of freedom improved scarcely (0.01) in 2018 compared with 2017, with 87 countries increasing

Table 3

**Top Five and Bottom Five Countries/
Territories on the Human Freedom Index**

1.	New Zealand	8.87
2.	Switzerland	8.82
3.	Hong Kong SAR, China	8.74
4.	Denmark	8.73
5.	Australia	8.68
<hr/>		
158.	Iran, Islamic Rep.	4.53
159.	Yemen, Rep.	4.17
160.	Venezuela, RB	4.08
161.	Sudan	4.01
162.	Syrian Arab Republic	3.97

Figure 1

Change in Freedom Score, 2008–2018



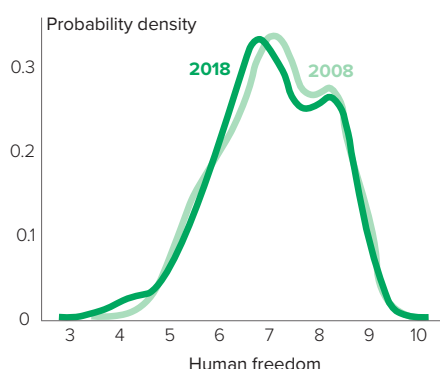
Sources: Authors' calculations; James Gwartney et al., *Economic Freedom of the World: 2020 Annual Report* (Vancouver: Fraser Institute, 2020).

Note: Based on a comparison of the same 141 countries for which we have the same data in 2008 and 2018.

their ratings and 70 decreasing. A comparison of only the 141 jurisdictions for which the same data are available from 2008 to 2018 (the HFI surveys 21 more countries in 2018 than in 2008) shows that the average human freedom rating decreased by 0.04, with personal freedom falling from 7.42 to 7.21 and economic freedom increasing from 6.81 to 6.94 (see Figure 1). Some 70 countries increased their overall freedom ratings from 2008 to 2018, while 70 countries decreased their freedom ratings.

The data show that there is an unequal distribution of freedom in the world. Fifteen percent of the world's population lives in the top quartile of nations in the index, while 34 percent of the world's population lives in the bottom quartile of countries that have the lowest levels of freedom.¹⁸ China plays a large role in that disparity because it finds itself in the lowest freedom quartile of the index. Moreover, the gap between the most free and the least free countries has widened. Since 2008, it has increased by

Figure 2
Density Plot of Human Freedom, 2008 and 2018



Note: Based on a comparison of the same 141 countries for which we have the same data in 2008 and 2018.

6 percent when comparing the top and bottom 10 percent of nations in the *Human Freedom Index*. The gap between the top and bottom quartile has also grown by a similar degree (5 percent) during the same time period. These trends can be seen in Figure 2, which shows both the decrease in overall global freedom and the growing inequality in global freedom over the past decade.

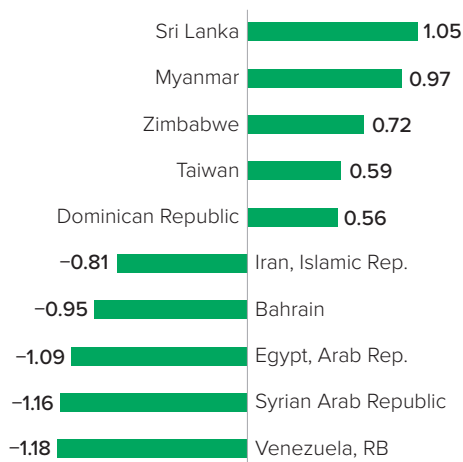
Since 2008, the countries that improved their level of human freedom most are Sri Lanka, Myanmar, Zimbabwe, Taiwan, and the Dominican Republic. The largest deteriorations in freedom occurred in Iran, Bahrain, Egypt, Syria, and Venezuela (see Figure 3).

Other countries saw notable deteriorations during this time. The rating for Turkey fell from 7.04 in 2008 to 6.30 in 2018; Hungary’s rating decreased from 8.14 to 7.61; Greece’s score

dropped from 7.79 to 7.34; and Poland’s rating fell from 8.10 to 7.77.¹⁹

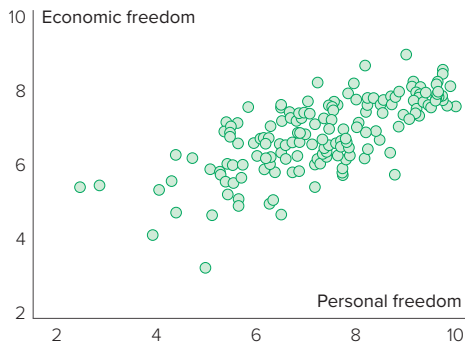
The correlation between the personal and economic freedom ratings was 0.71 for 2018 (see Figure 4). Some countries ranked consistently high in the human freedom subindexes, including Switzerland, New Zealand, and Australia, each of which ranked in the top 10 in both personal and economic freedom. By contrast, some countries that ranked high on personal freedom ranked significantly lower in economic freedom. For example, Sweden ranked 1st in personal freedom but 46th in economic freedom; Norway ranked 3rd in personal freedom but 43rd in economic freedom; and Argentina ranked 37th in personal freedom but 144th in economic freedom.

Figure 3
Countries with Most Improved and Deteriorated Freedom Scores, 2008–2018



Note: Based on a comparison of the same 141 countries for which we have the same data in 2008 and 2018.

Figure 4
Personal Freedom and Economic Freedom, 2018



Sources: Authors' calculations; James Gwartney et al., *Economic Freedom of the World: 2020 Annual Report* (Vancouver: Fraser Institute, 2020).

Similarly, some countries that ranked high in economic freedom found themselves significantly lower in personal freedom. For example, Singapore ranked 2nd in economic freedom while ranking 53rd in personal freedom; Jordan ranked 39th in economic freedom but 113th in personal freedom; and Malaysia ranked 46th in economic freedom but tied Jordan in personal freedom by ranking 113th.

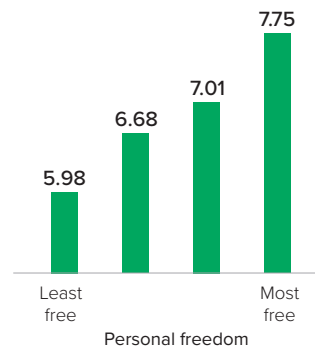
Figure 5 shows that nations in the top quartile of personal freedom saw a high economic freedom score of 7.75, compared with an economic freedom score of 5.98 for bottom-quartile nations.

Of the 12 major categories that make up the index, all except 5 saw some deterioration since 2008 (comparing the same 141 countries for which we have the same data for both 2008 and 2018). Religion, Identity and Relationships, and

Rule of Law saw the largest decreases in freedom since 2008, while Sound Money saw the largest improvement (see Figure 6).

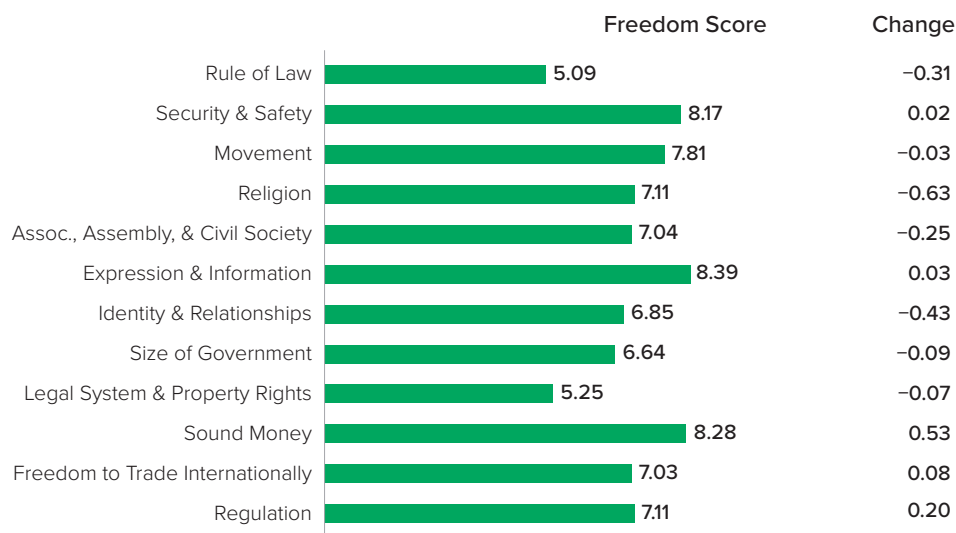
Regional levels of freedom vary widely. The average ratings on the *Human Freedom Index* by region were highest for North America (Canada and the United States), Western Europe, and East Asia; they were lowest for South Asia, sub-Saharan Africa, and the Middle East and North Africa. The largest improvement in freedom since 2017 occurred in the Caucasus and Central Asia (0.07), while the largest deterioration occurred in North America (-0.08). In comparing the same 141 countries for which we have the same data in 2008 and in 2018, we find that the largest improvement in freedom since 2008 occurred in the Caucasus and Central Asia (0.28) and East Asia (0.14), while the largest deterioration in freedom occurred in the least free region, the

Figure 5
Economic Freedom by Personal Freedom Quartiles, 2018



Sources: Authors' calculations; James Gwartney et al., *Economic Freedom of the World: 2020 Annual Report* (Vancouver: Fraser Institute, 2020).

Figure 6

Human Freedom Score by Category (2018) and Changes (2008–2018)

Sources: Authors' calculations; James Gwartney et al., *Economic Freedom of the World: 2020 Annual Report* (Vancouver: Fraser Institute, 2020).

Note: The changes in the categories' scores over time are based on a comparison of the same 141 countries for which we have the same data in 2008 and 2018. We have omitted the Legal Gender indicator from the calculations used in this figure because it is the only indicator in the HFI that does not appear in every year.

Middle East and North Africa (-0.38), followed by Oceania (-0.16) (see Figure 7). The regions that had greater overall levels of freedom also tended to exhibit higher ratings in personal freedom relative to economic freedom than did the less free. That is consistent with the findings in Figure 5, that the countries with high levels of personal freedom also have high levels of economic freedom.

The personal freedom subindex includes five indicators that relate to women-specific freedoms: female genital mutilation, equal inheritance rights, women's freedom of movement, female-to-

female relationships, and divorce. Although they surely fall short of capturing a complete measure of women's freedoms, the indicators cover a large range of important information and are likely correlated with other women-specific indicators of liberty not represented in cross-country data. Here we have averaged the five components to get average ratings by region of women-specific personal freedom. Following that calculation, Figure 8 shows high levels of women-specific freedom in most regions of the world, with lesser freedom in South Asia (7.12), sub-Saharan Africa (6.29), and the Middle East and North Africa (4.11). No regions have seen a decline since 2017,

while two regions have seen slight improvements: Latin America and the Caribbean (0.06) and sub-Saharan Africa (0.04). In comparison, the largest deteriorations in women-specific freedom since 2008 (based on the same 141 countries for which we have data in both 2008 and 2018) occurred in the least free region, the Middle East and North Africa (-1.83), followed by Oceania (-0.90) and Latin America and the Caribbean (-0.36).

The fall in personal freedom in the past decade has driven the decline in human freedom in the world, with some indicators and some regions seeing especially marked deterioration. The weakening of the global rule of law ratings, for example, is led by its worsening performance in South Asia, sub-Saharan Africa, the Middle East and North Africa, and Latin America and the

Caribbean. Freedom of association, assembly, and civil society has suffered particularly in Eastern Europe and sub-Saharan Africa. The majority of regions, by contrast, saw decreases in freedom of religion, with the most notable drops occurring in South Asia, the Middle East and North Africa, and North America, where harassment and hostilities toward particular religious groups have risen in recent years (see Figure 9).

Does human freedom matter for development? There is a strong relationship between the level of freedom and income. Figure 10 shows that countries in the freest quartile enjoy significantly greater average per capita income (\$50,340) than those in the other quartiles. On average, the freest countries in the world have a much higher per capita income than those that are less free.

Figure 7

Human Freedom Score by Region (2018) and Changes (2008–2018)

	Freedom Score	Change
North America	8.57	-0.02
Western Europe	8.45	0.02
East Asia	7.97	0.14
Oceania	7.84	-0.16
Eastern Europe	7.72	-0.05
Caucasus & Central Asia	7.23	0.28
Latin America & the Caribbean	7.15	-0.10
South Asia	6.50	0.11
Sub-Saharan Africa	6.26	0.00
Middle East & North Africa	5.85	-0.38

Note: Countries that make up each region are listed in the section on regions in this report. The changes in the regions' scores over time are based on a comparison of the same 141 countries for which we have the same data in 2008 and 2018.

Figure 8
Average Women-Specific Personal Freedom Score by Region, 2018

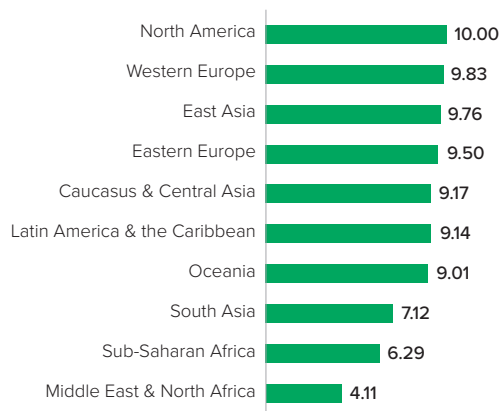
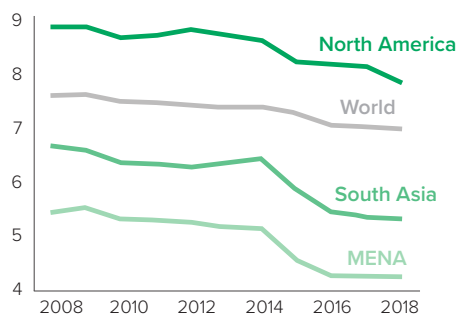


Figure 11 shows this relationship by region. The data, of course, do not establish a means of causation or even the direction of causation and provide only a snapshot in time. But the data suggest the need to explore the links between freedom and development further and to test the contribution of freedom to prosperity and other indicators of human well-being, as has been done

Figure 9
Freedom of Religion, 2008–2018



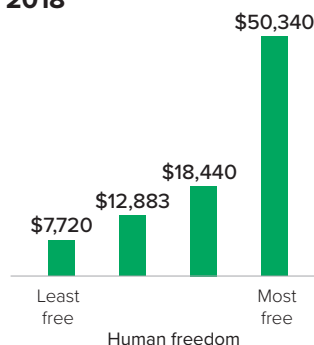
Note: Based on a comparison of the same 141 countries for which we have the same data in 2008 and 2018. MENA = Middle East and North Africa.

in the case of policies and institutions supportive of economic freedom.

It is worth noting that in Figure 11, the Middle East and North Africa is an outlier, with a level of income beyond what might be expected given its level of freedom. However, the picture is distorted by the presence of the Gulf oil states. For illustration purposes, we also show the relationship with Gulf states removed.

What is the relationship between freedom and democracy? We use our index and the Democracy Index developed by the Economist Intelligence Unit (EIU) to see how political freedom and human freedom relate. The EIU constructs an index that produces a “wide” measure of democracy rather than a more limited measure of the existence of free and fair

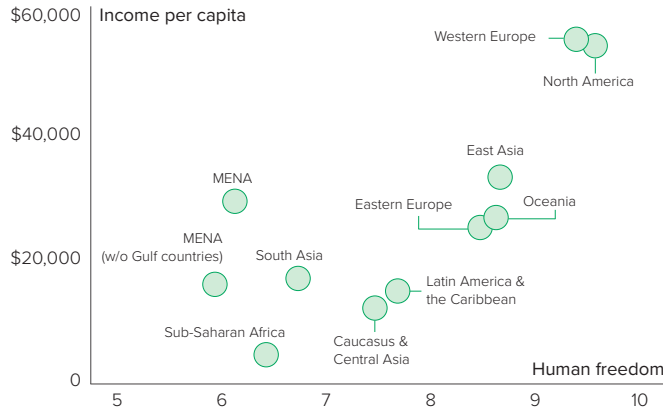
Figure 10
Income per Capita by Freedom Quartiles, US\$, 2018



Sources: Authors’ calculations; World Bank, World Development Indicators.

Note: Gross domestic product (GDP) per capita, purchasing power parity (constant 2017 US\$). Countries with no GDP per capita data were omitted from the calculations. Average human freedom score, 2008–2018. Based on a comparison of the same 141 countries for which we have the same data in 2008 and 2018.

Figure 11
Human Freedom and Income by Region, 2018



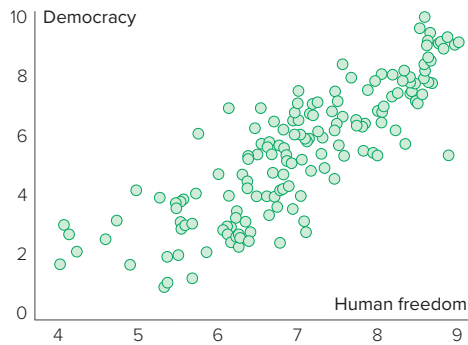
Sources: Authors' calculations; World Bank, World Development Indicators.
 Note: Gross domestic product (GDP) per capita, purchasing power parity (constant 2017 US\$). Countries with no GDP per capita data were omitted from the calculations. Average human freedom score, 2008–2018. Based on a comparison of the same 141 countries for which we have the same data in 2008 and 2018. MENA = Middle East & North Africa.

elections. The EIU's Democracy Index covers five areas, of which we use the following four: electoral process and pluralism, functioning of government, political participation, and political culture. That index also measures civil liberties,

but we set those elements aside because that area is included in our freedom index.

There is a strong correlation of 0.84 between freedom and democracy (see Figure 12). The findings are not surprising, but they offer rich opportunities to empirically examine a complex relationship in which the direction of causation or support between the two variables, if any, may strengthen or weaken over time and may be influenced by numerous other factors, including the level of development.

Figure 12
Human Freedom and Democracy



Sources: Authors' calculations; Economist Intelligence Unit, Democracy Index 2018.

Given the relationship between freedom and democracy, Hong Kong's high ranking in our index may be somewhat unexpected. The territory, first administered by the United Kingdom as a colony and since 1997 governed by the Chinese Communist Party under the

“one country, two systems” model, has never experienced full democracy. Hong Kong’s maintenance of a high degree of freedom for a long period of time indeed makes it an outlier in our survey. The pro-democracy protests that erupted in Hong Kong in 2014 and that reemerged with greater force in 2019 may in part be a late manifestation of a pattern we have seen in other nondemocracies that liberalized their economies and subsequently liberalized their political systems as wealth and demands for political freedoms rose. Hong Kong is unique in that it long enjoyed high levels not only of economic freedom but also of personal freedom and income without transitioning to democracy. The strong popular support for Hong Kong’s institutions,²⁰ including the rule of law and personal freedom, may explain the stability its system until recent years enjoyed. Attacks on those institutions, particularly the rule of law, sparked massive demonstrations, with pro-freedom forces dominating elected constituencies.

However, the Chinese Communist Party’s increasing interference in Hong Kong, including its infringements on freedom of the press and the independence of the legal system, helps explain the decline in the territory’s HFI ratings and rankings since 2008, particularly in personal freedom. Hong Kong in 2018 ranked 32nd with a score of 8.53, down from a score of 9.00 and a rank of 21st in 2008. Because this year’s report is based on data through 2018, however, it does not reflect the impact of Beijing’s more

egregious interventions in 2019 and 2020, such as its imposition of a draconian security law that undermines Hong Kong’s traditional freedoms. The data in future reports will speak for themselves, but we will be surprised if Hong Kong’s freedoms are not noticeably degraded, especially in the areas of freedom of expression, the rule of law, and freedom of association, assembly, and civil society.

CONCLUSION: TOWARD A BETTER APPRECIATION OF FREEDOM

The Human Freedom Index provides a comprehensive measure of freedom for a large number of countries around the world. Devising an index of this kind is a complex task, both conceptually and methodologically, because the literature does not provide clear guidance, much less consensus, as to the relative importance of the many different elements that make up freedom or as to proper ways of measuring them. Reasonable people can disagree about the difficult but considered decisions we have made in terms of the structure and relative importance of the measures we have chosen. We invite them to use the data presented here to propose alternative weighting or structural approaches that seem more sensible to them. Because of the challenges in putting together a broad measure of human freedom, this work in progress is certainly not the last word on the extent of freedom in countries around the world. But we do think this index is quite reasonable and hope it will be useful in exploring and demonstrating the value

of individual liberty and the ways in which it correlates with other aspects of various societies.

Even if this study confirms some of what we expected to observe, it is worth echoing Milton Friedman when he referred to the creation of the economic freedom index: “What we have done is to acquire a set of data that can be used to explore just how the relation works, and what are the essential connections, and that will enable skeptics to test their views objectively.”²¹

Indeed, the *Economic Freedom of the World* index has served just that purpose and more, producing an abundant literature on the link between economic freedom and phenomena as diverse as foreign aid, armed conflict, and happiness. The *Human Freedom Index* has the potential to do as much and looks increasingly important at a time when the world’s leading market democracies struggle with economic problems and when

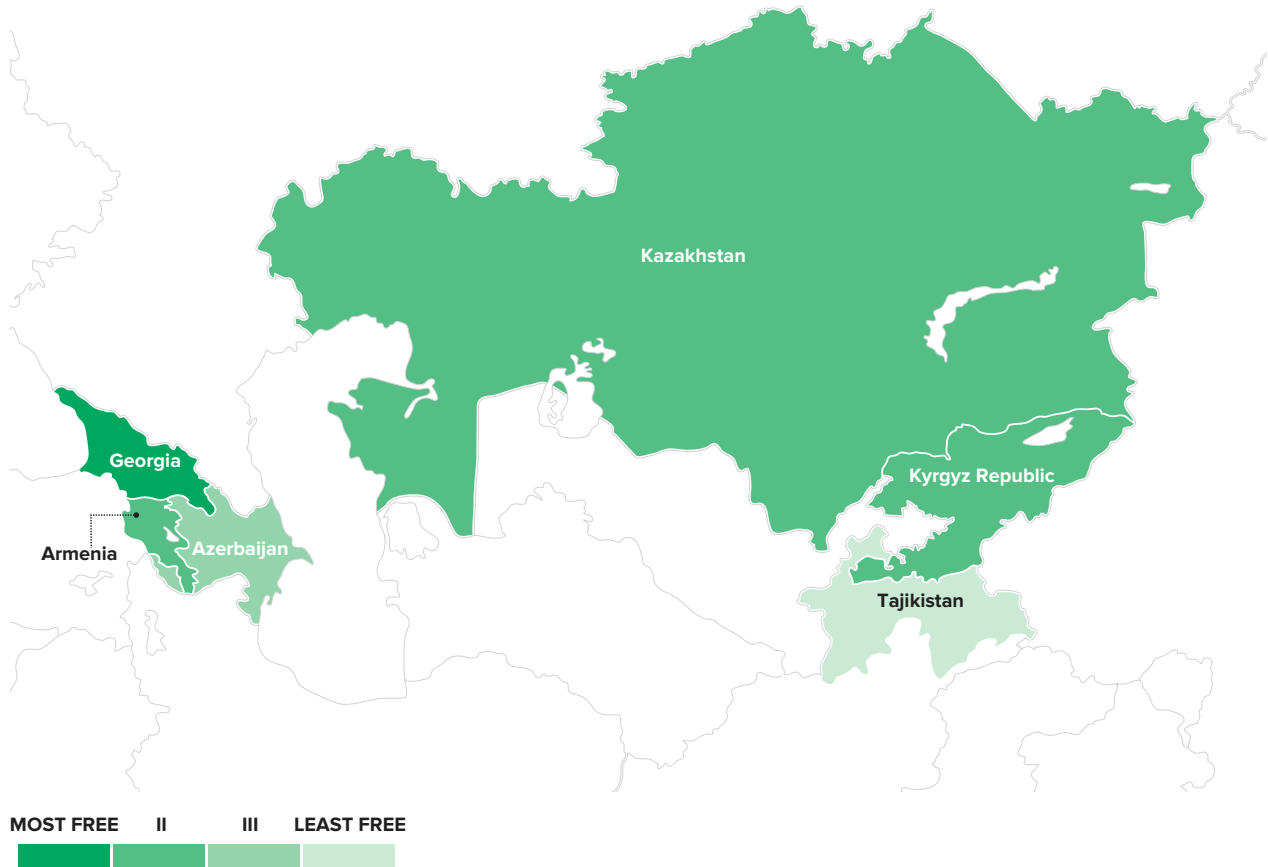
hybrid forms of authoritarianism are being sold as viable alternatives to liberalism. Over time, this index could not only track specific gains and losses of freedom, it could also help to identify and explain what links may exist among the assortment of freedoms and other variables. What are the relationships among personal freedom, economic freedom, and democracy at different levels of development? Are some types of freedom, economic or personal, more conducive to the spread and sustenance of other freedoms? What is the relationship between various measures of human well-being (including income) and changes in personal freedom? Under what conditions are increases or decreases in freedom likely to come about? Delving into those and innumerable other questions that the data may help us answer will surely lead to a better understanding of the role of freedom in human progress.

COUNTRIES BY REGION

CAUCASUS & CENTRAL ASIA

FREEDOM SCORE BY REGIONAL RANKING

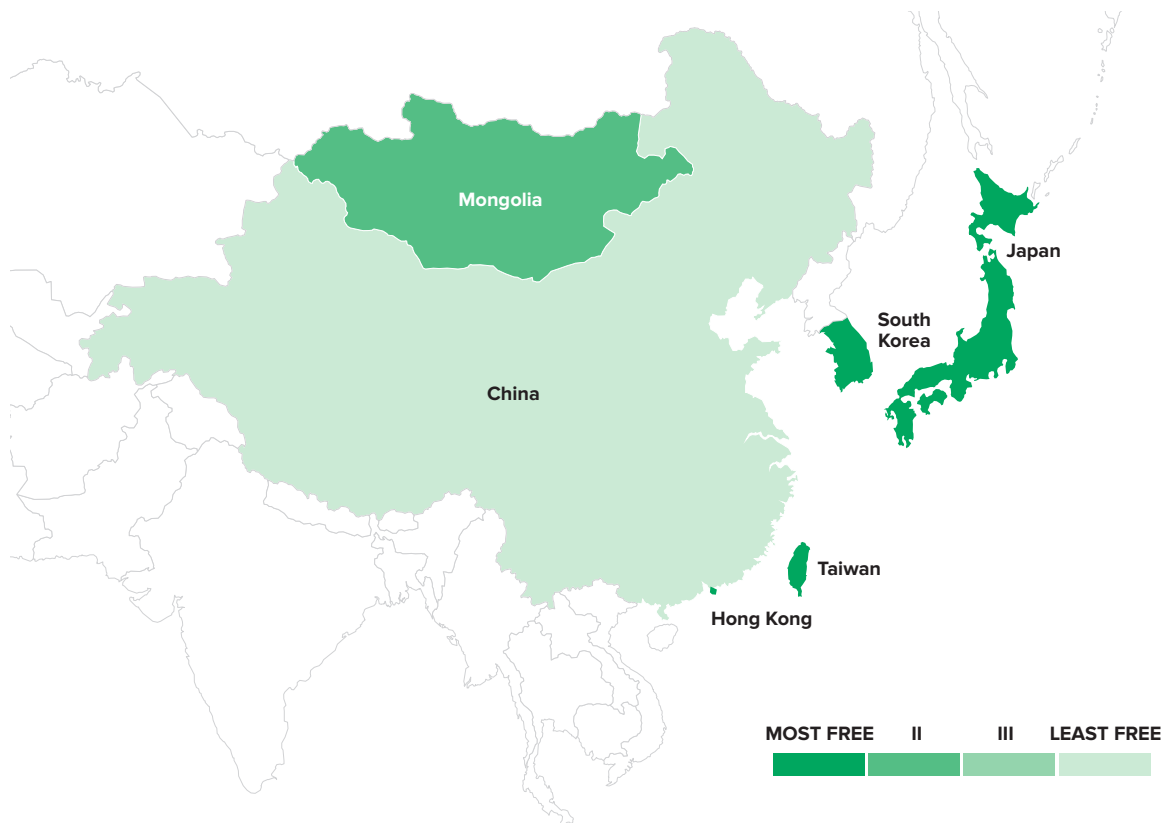
Country/Territory	Freedom Rank	Personal Freedom	Economic Freedom	Human Freedom
1. Georgia	40	7.56	8.18	7.87
2. Armenia	47	7.45	7.92	7.69
3. Kyrgyz Republic	70	7.10	6.99	7.05
4. Kazakhstan	75	6.85	7.12	6.99
5. Azerbaijan	116	6.21	6.37	6.29
6. Tajikistan	138	5.49	6.05	5.77



EAST ASIA

FREEDOM SCORE BY REGIONAL RANKING

Country/Territory	Freedom Rank	Personal Freedom	Economic Freedom	Human Freedom
1. Hong Kong SAR, China	3	8.53	8.94	8.74
2. Japan	11	9.10	7.88	8.49
3. Taiwan	19	8.90	7.94	8.42
4. Korea, Rep.	26	8.85	7.69	8.27
5. Mongolia	49	7.79	7.43	7.61
6. China	129	5.92	6.21	6.07



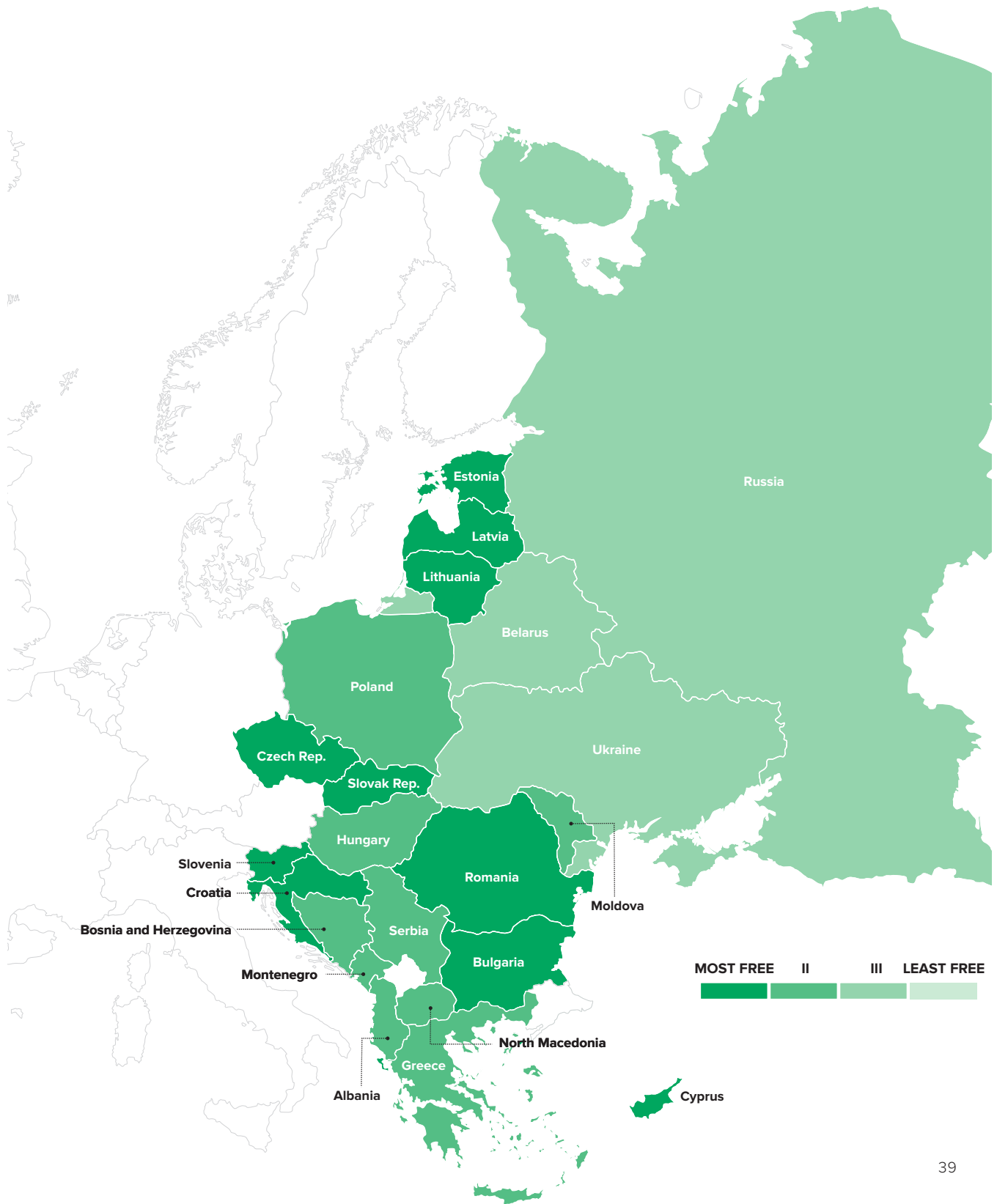
EASTERN EUROPE

FREEDOM SCORE BY REGIONAL RANKING

Country/Territory	Freedom Rank	Personal Freedom	Economic Freedom	Human Freedom
1. Estonia	8	9.12	7.96	8.54
2. Lithuania	21	8.64	8.10	8.37
3. Latvia	22	8.78	7.89	8.34
4. Czech Republic	24	8.76	7.81	8.29
5. Romania	32	8.34	7.83	8.09
6. Cyprus	33	8.25	7.84	8.05
6. Slovenia	33	8.77	7.33	8.05
8. Slovak Republic	36	8.26	7.63	7.95
9. Bulgaria	37	8.11	7.74	7.93
10. Croatia	38	8.47	7.36	7.92
11. Albania	43	7.81	7.80	7.81
12. Poland	45	8.39	7.04	7.72
13. Hungary	49	7.78	7.44	7.61
14. Montenegro	52	7.97	6.94	7.46
15. North Macedonia	55	7.65	7.15	7.40
16. Greece	56	8.04	6.71	7.38
17. Bosnia and Herzegovina	59	7.78	6.90	7.34
17. Serbia	59	7.62	7.05	7.34
19. Moldova	65	7.37	6.99	7.18
20. Belarus	99	6.99	6.35	6.67
21. Ukraine	110	6.83	6.06	6.45
22. Russian Federation	115	5.88	6.74	6.31

EASTERN EUROPE

FREEDOM SCORE BY REGIONAL RANKING



LATIN AMERICA & THE CARIBBEAN

FREEDOM SCORE BY REGIONAL RANKING

Country/Territory	Freedom Rank	Personal Freedom	Economic Freedom	Human Freedom
1. Chile	30	8.40	7.96	8.18
2. Uruguay	38	8.59	7.25	7.92
3. Panama	40	7.93	7.80	7.87
4. Costa Rica	42	8.05	7.62	7.84
5. Bahamas, The	45	7.82	7.62	7.72
6. Peru	48	7.60	7.76	7.68
7. Jamaica	53	7.19	7.69	7.44
8. Dominican Republic	57	7.16	7.58	7.37
9. Suriname	62	8.24	6.37	7.31
10. Guatemala	63	6.71	7.70	7.21
11. Paraguay	64	7.14	7.23	7.19
12. Ecuador	66	7.82	6.46	7.14
13. Trinidad and Tobago	67	7.00	7.26	7.13
14. Argentina	70	8.32	5.78	7.05
15. El Salvador	73	6.64	7.41	7.03
16. Guyana	74	7.31	6.68	7.00
17. Barbados	75	7.76	6.22	6.99
18. Honduras	79	6.59	7.28	6.94
19. Belize	80	7.23	6.60	6.92
20. Colombia	86	6.98	6.71	6.85
20. Mexico	86	6.49	7.21	6.85
22. Brazil	88	7.10	6.56	6.83
23. Bolivia	91	7.26	6.30	6.78
24. Haiti	98	6.78	6.58	6.68
25. Nicaragua	106	6.02	7.05	6.54
26. Venezuela, RB	160	4.81	3.34	4.08

LATIN AMERICA & THE CARIBBEAN

FREEDOM SCORE BY REGIONAL RANKING



MIDDLE EAST & NORTH AFRICA

FREEDOM SCORE BY REGIONAL RANKING

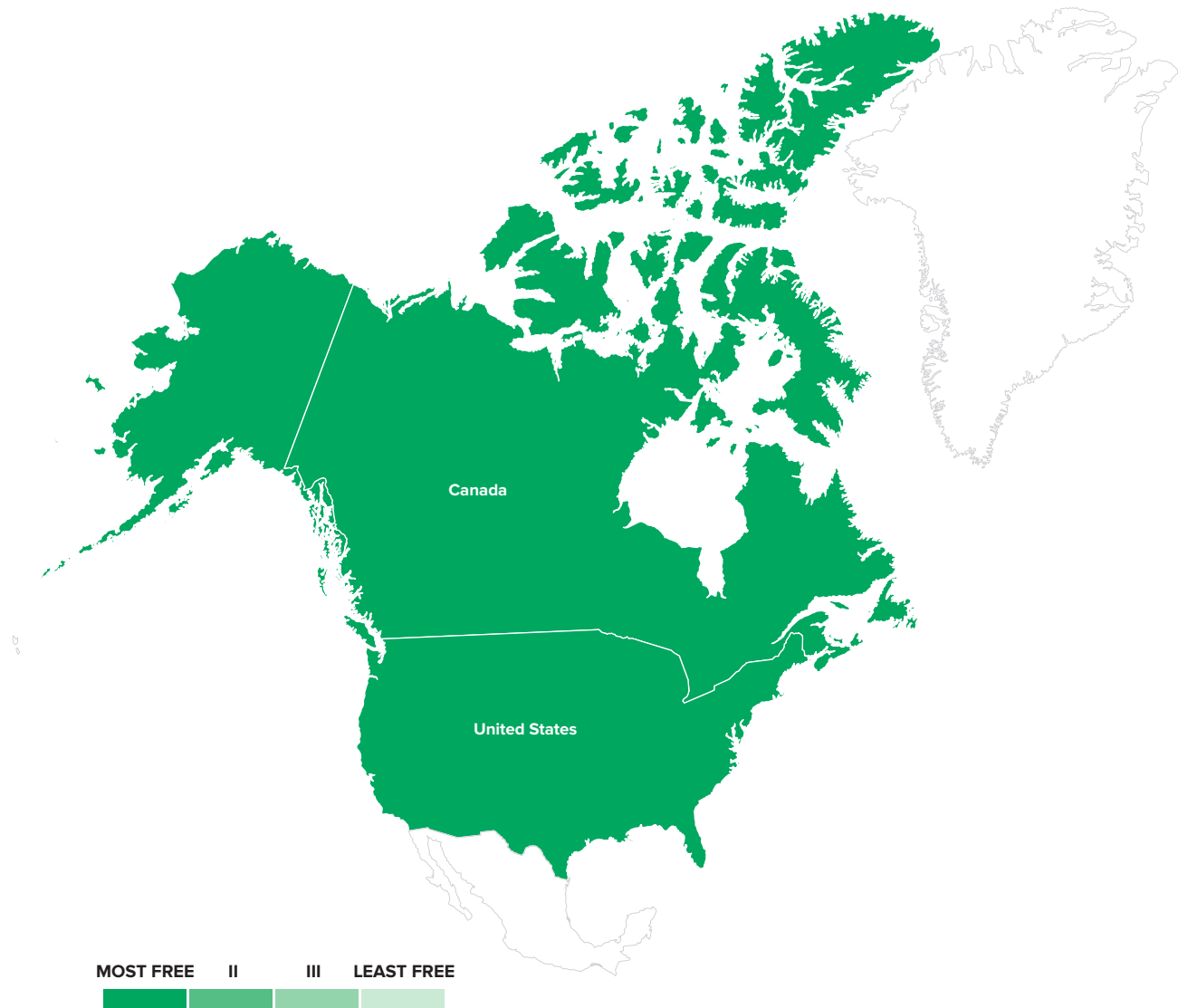
Country/Territory	Freedom Rank	Personal Freedom	Economic Freedom	Human Freedom
1. Israel	53	7.26	7.62	7.44
2. Jordan	80	6.21	7.62	6.92
3. Lebanon	97	6.52	6.88	6.70
4. Kuwait	113	6.18	6.60	6.39
5. Morocco	117	5.86	6.70	6.28
6. Turkey	119	5.92	6.62	6.27
7. Bahrain	123	5.19	7.16	6.18
8. United Arab Emirates	124	5.28	7.05	6.17
9. Qatar	129	5.26	6.88	6.07
10. Tunisia	132	6.00	6.07	6.04
11. Oman	133	5.26	6.79	6.03
12. Saudi Arabia	151	4.26	6.31	5.29
13. Algeria	154	5.42	4.97	5.20
14. Iraq	155	4.18	5.61	4.90
15. Libya	156	4.93	4.72	4.83
16. Egypt, Arab Rep.	157	3.95	5.38	4.67
17. Iran, Islamic Rep.	158	4.26	4.80	4.53
18. Yemen, Rep.	159	2.83	5.51	4.17
19. Syrian Arab Republic	162	2.49	5.45	3.97



NORTH AMERICA

FREEDOM SCORE BY REGIONAL RANKING

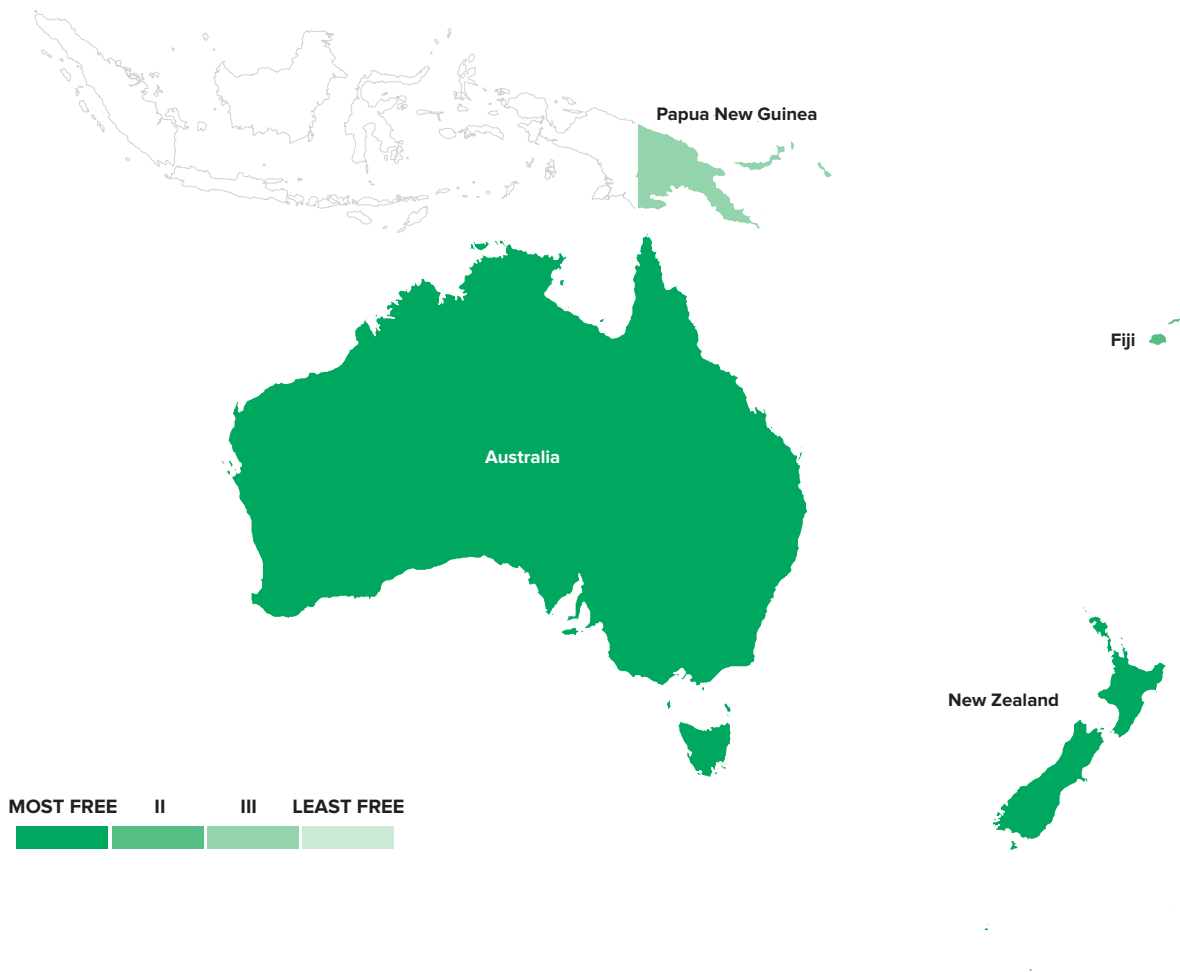
Country/Territory	Freedom Rank	Personal Freedom	Economic Freedom	Human Freedom
1. Canada	6	9.10	8.17	8.64
2. United States	17	8.66	8.22	8.44



OCEANIA

FREEDOM SCORE BY REGIONAL RANKING

Country/Territory	Freedom Rank	Personal Freedom	Economic Freedom	Human Freedom
1. New Zealand	1	9.21	8.53	8.87
2. Australia	5	9.12	8.23	8.68
3. Fiji	77	7.46	6.50	6.98
4. Papua New Guinea	94	7.05	6.39	6.72



SOUTH ASIA

FREEDOM SCORE BY REGIONAL RANKING

Country/Territory	Freedom Rank	Personal Freedom	Economic Freedom	Human Freedom
1. Singapore	28	7.77	8.65	8.21
2. Indonesia	68	6.74	7.39	7.07
3. Malaysia	83	6.21	7.58	6.90
3. Philippines	83	6.37	7.43	6.90
5. Timor-Leste	85	7.48	6.29	6.89
6. Cambodia	88	6.38	7.28	6.83
7. Nepal	92	7.03	6.48	6.76
8. Sri Lanka	94	6.56	6.88	6.72
9. Bhutan	108	6.41	6.63	6.52
10. India	111	6.30	6.56	6.43
11. Thailand	114	5.98	6.75	6.37
12. Vietnam	121	6.30	6.20	6.25
13. Lao PDR	125	5.70	6.62	6.16
14. Brunei Darussalam	135	5.41	6.60	6.01
15. Bangladesh	139	5.30	6.04	5.67
16. Pakistan	140	5.21	6.07	5.64
17. Myanmar	146	5.08	5.81	5.45



SUB-SAHARAN AFRICA

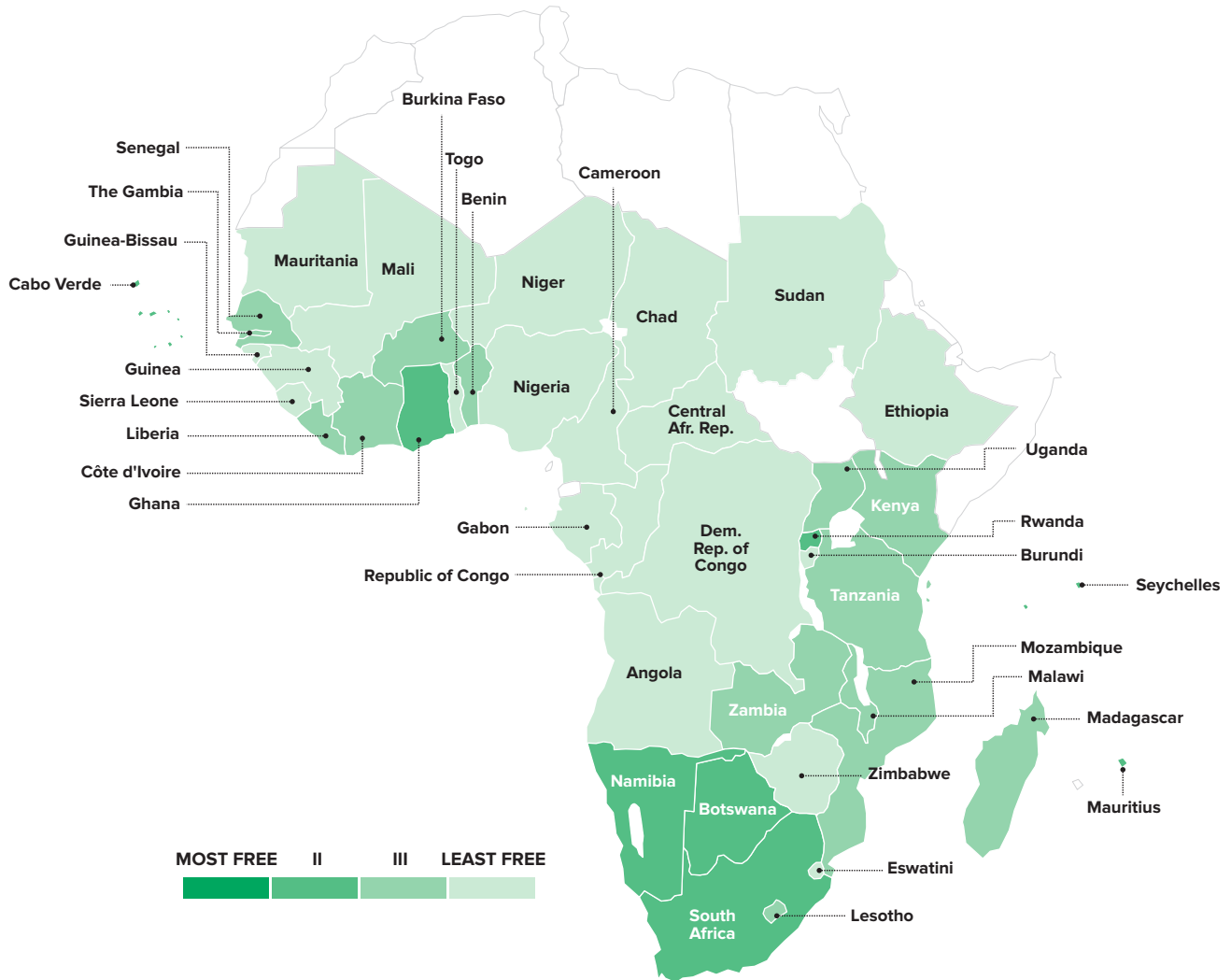
FREEDOM SCORE BY REGIONAL RANKING

Country/Territory	Freedom Rank	Personal Freedom	Economic Freedom	Human Freedom
1. Cabo Verde	44	8.09	7.41	7.75
2. Mauritius	51	6.89	8.21	7.55
3. Botswana	58	7.10	7.60	7.35
4. Seychelles	59	7.18	7.49	7.34
5. South Africa	68	7.41	6.73	7.07
6. Ghana	72	7.43	6.65	7.04
7. Rwanda	78	6.54	7.39	6.97
8. Namibia	80	7.32	6.52	6.92
9. Benin	90	7.41	6.20	6.81
10. Kenya	93	6.66	6.84	6.75
11. Zambia	96	6.23	7.19	6.71
12. Senegal	100	7.05	6.27	6.66
13. Mozambique	101	7.34	5.94	6.64
14. Burkina Faso	102	7.34	5.85	6.60
14. Lesotho	102	6.55	6.65	6.60
16. Uganda	104	5.60	7.55	6.58
17. Malawi	105	7.35	5.79	6.57
18. Madagascar	106	6.88	6.20	6.54
19. Côte d'Ivoire	109	6.93	6.09	6.51
20. Liberia	112	6.51	6.28	6.40
21. Tanzania	117	5.82	6.73	6.28
22. Gambia, The	119	5.40	7.14	6.27
23. Sierra Leone	122	6.55	5.87	6.21
24. Guinea-Bissau	126	6.84	5.46	6.15
25. Gabon	127	6.42	5.86	6.14
26. Togo	128	6.01	6.25	6.13
27. Nigeria	131	5.16	6.93	6.05
28. Eswatini	134	5.76	6.27	6.02
29. Niger	136	6.09	5.85	5.97
30. Mali	137	5.90	5.93	5.92
31. Chad	141	5.47	5.71	5.59
31. Zimbabwe	141	6.06	5.12	5.59
33. Congo, Rep.	143	5.99	5.03	5.51
34. Angola	144	6.21	4.75	5.48

SUB-SAHARAN AFRICA

FREEDOM SCORE BY REGIONAL RANKING

Country/Territory	Freedom Rank	Personal Freedom	Economic Freedom	Human Freedom
35. Cameroon	145	5.07	5.85	5.46
36. Guinea	146	5.32	5.57	5.45
37. Burundi	148	4.90	5.94	5.42
38. Ethiopia	149	5.18	5.61	5.40
39. Mauritania	150	4.56	6.22	5.39
40. Congo, Dem. Rep.	151	5.42	5.15	5.29
41. Central African Republic	153	5.22	5.27	5.25
42. Sudan	161	3.81	4.21	4.01



WESTERN EUROPE

FREEDOM SCORE BY REGIONAL RANKING

Country/Territory	Freedom Rank	Personal Freedom	Economic Freedom	Human Freedom
1. Switzerland	2	9.20	8.43	8.82
2. Denmark	4	9.35	8.10	8.73
3. Ireland	7	9.11	8.13	8.62
4. Germany	9	9.19	7.85	8.52
4. Sweden	9	9.46	7.58	8.52
6. Finland	11	9.21	7.76	8.49
6. Luxembourg	11	9.22	7.75	8.49
8. Netherlands	14	9.14	7.82	8.48
9. Austria	15	9.09	7.80	8.45
9. Norway	15	9.29	7.60	8.45
11. United Kingdom	17	8.79	8.08	8.44
12. Iceland	20	9.06	7.71	8.39
13. Malta	23	8.72	7.94	8.33
14. Belgium	25	8.99	7.56	8.28
15. Portugal	26	8.94	7.60	8.27
16. Spain	29	8.67	7.73	8.20
17. Italy	31	8.72	7.51	8.12
18. France	33	8.70	7.40	8.05

WESTERN EUROPE

FREEDOM SCORE BY REGIONAL RANKING



COUNTRY PROFILES

ALBANIA

EASTERN EUROPE

Ranking

43

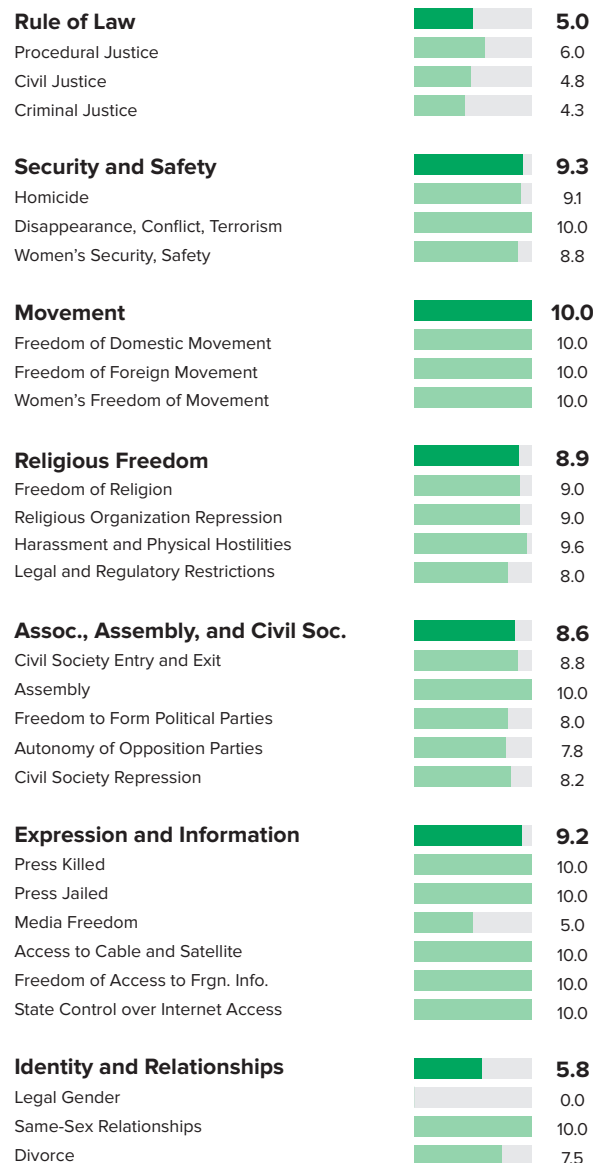
Score

7.81

Personal Freedom

49/162 Ranking

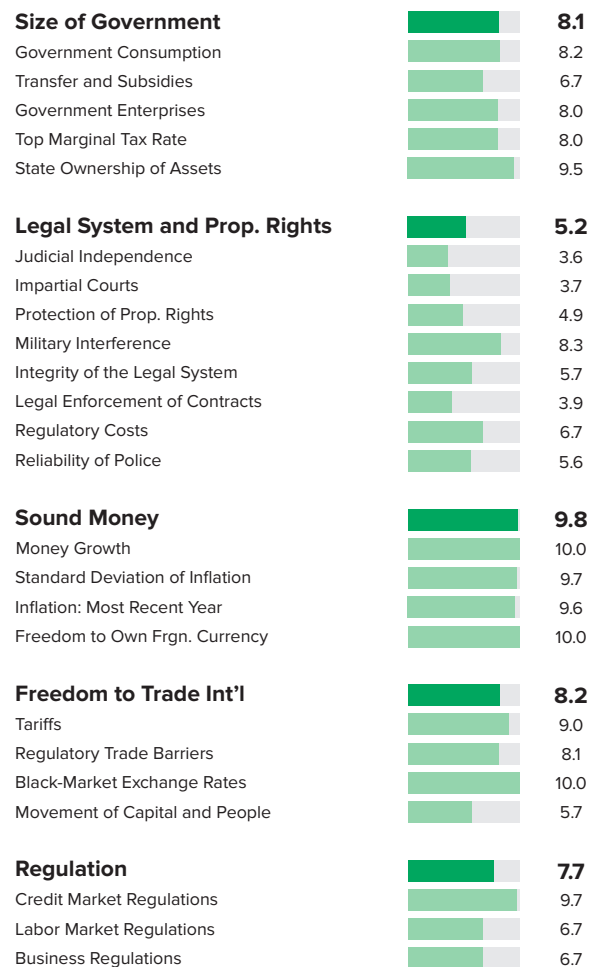
Score 7.81



Economic Freedom

26/162 Ranking

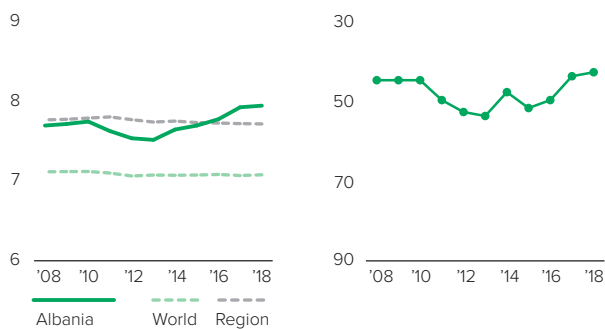
Score 7.80



Human Freedom

Score over Time

Ranking over Time



ALBANIA

EASTERN EUROPE

	2008	2009	2010	2011	2012	2013	2014	2015	2016	2017	2018
Human Freedom Ranking	7.70	7.72	7.75	7.63	7.54	7.52	7.65	7.55	7.63	7.78	7.81
	45	45	45	50	53	54	48	52	50	44	43
Economic Freedom	7.27	7.27	7.40	7.51	7.46	7.55	7.65	7.70	7.69	7.70	7.80
Personal Freedom	8.13	8.16	8.09	7.74	7.62	7.49	7.64	7.40	7.57	7.86	7.81
Rule of Law	4.9	4.9	4.9	4.9	4.5	4.5	5.0	5.2	5.3	5.3	5.0
Procedural Justice	5.7	5.7	5.7	5.7	5.0	5.6	6.1	6.7	6.7	6.3	6.0
Civil Justice	5.1	5.1	5.1	5.1	5.0	5.0	4.8	4.5	4.5	4.4	4.8
Criminal Justice	4.1	4.1	4.1	4.1	3.6	4.3	4.6	4.7	4.7	4.7	4.3
Security and Safety	9.6	9.6	9.4	8.9	8.9	8.6	8.6	8.8	8.7	9.3	9.3
Homicide	8.8	8.9	8.3	8.1	7.8	8.3	8.4	8.9	8.6	9.1	9.1
Disappearance, Conflict, Terrorism	10.0	10.0	10.0	10.0	10.0	10.0	9.9	10.0	10.0	10.0	10.0
Women's Security, Safety	10.0	10.0	10.0	8.8	8.8	7.5	7.5	7.5	7.5	8.8	8.8
Movement	10.0	10.0	10.0	6.7	6.7	6.7	6.7	6.7	8.3	10.0	10.0
Freedom of Domestic Movement	10.0	10.0	10.0	10.0	5.0	5.0	5.0	5.0	10.0	10.0	10.0
Freedom of Foreign Movement	10.0	10.0	10.0	5.0	10.0	10.0	10.0	10.0	10.0	10.0	10.0
Women's Freedom of Movement	10.0	10.0	10.0	5.0	5.0	5.0	5.0	5.0	5.0	10.0	10.0
Religious Freedom	9.2	9.5	9.3	9.2	9.4	9.1	9.4	8.9	8.9	8.7	8.9
Freedom of Religion	9.3	9.3	9.3	9.3	9.3	9.0	9.0	9.0	9.0	8.2	9.0
Religious Organization Repression	9.0	9.0	9.0	9.0	9.0	8.9	8.9	8.9	8.9	9.0	9.0
Harassment and Physical Hostilities	9.7	10.0	9.9	10.0	10.0	9.7	9.7	9.2	9.6	9.6	9.6
Legal and Regulatory Restrictions	8.7	9.6	8.9	8.7	9.2	8.9	9.9	8.5	8.0	8.0	8.0
Assoc., Assembly, and Civil Soc.	8.7	8.7	8.7	9.0	8.8	8.5	8.5	8.5	8.5	8.4	8.6
Civil Society Entry and Exit	8.3	8.3	8.3	8.3	8.7	7.9	7.9	7.9	7.9	7.9	8.8
Assembly	-	-	-	10.0	10.0	10.0	10.0	10.0	10.0	10.0	10.0
Freedom to Form Political Parties	8.3	8.3	8.4	8.4	8.4	8.1	8.1	8.1	8.1	8.1	8.0
Autonomy of Opposition Parties	8.9	8.9	8.9	8.9	8.9	8.0	8.0	8.0	8.0	7.9	7.8
Civil Society Repression	9.3	9.3	9.3	9.3	8.1	8.3	8.3	8.3	8.3	8.3	8.2
Expression and Information	8.4	8.4	8.4	9.2	9.2	9.2	9.2	9.2	9.2	9.2	9.2
Press Killed	10.0	10.0	10.0	10.0	10.0	10.0	10.0	10.0	10.0	10.0	10.0
Press Jailed	10.0	10.0	10.0	10.0	10.0	10.0	10.0	10.0	10.0	10.0	10.0
Media Freedom	5.3	5.3	5.2	5.1	5.4	5.4	5.4	5.3	5.1	5.0	5.0
Access to Cable and Satellite	-	-	-	10.0	10.0	10.0	10.0	10.0	10.0	10.0	10.0
Freedom of Access to Frgn. Info.	-	-	-	10.0	10.0	10.0	10.0	10.0	10.0	10.0	10.0
State Control over Internet Access	-	-	-	10.0	10.0	10.0	10.0	10.0	10.0	10.0	10.0
Identity and Relationships	8.8	8.8	8.8	8.8	8.8	8.8	8.8	5.8	5.8	5.8	5.8
Legal Gender	-	-	-	-	-	-	-	0.0	0.0	0.0	0.0
Same-Sex Relationships	10.0	10.0	10.0	10.0	10.0	10.0	10.0	10.0	10.0	10.0	10.0
Divorce	7.5	7.5	7.5	7.5	7.5	7.5	7.5	7.5	7.5	7.5	7.5

ALGERIA

MIDDLE EAST & NORTH AFRICA

Ranking

154

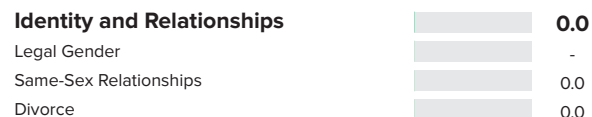
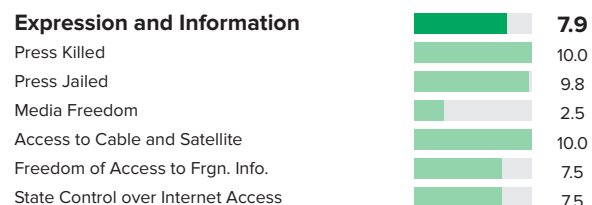
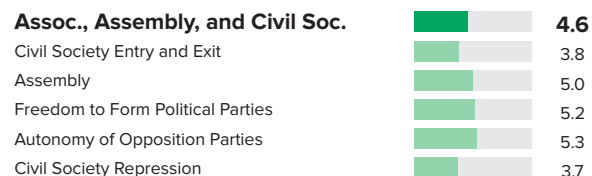
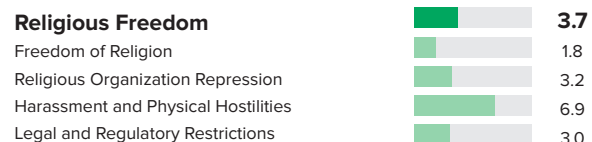
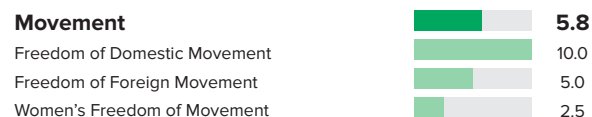
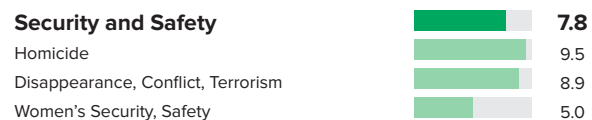
Score

5.20

Personal Freedom

136/162 Ranking

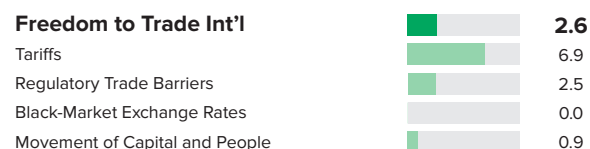
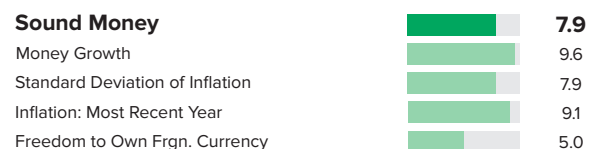
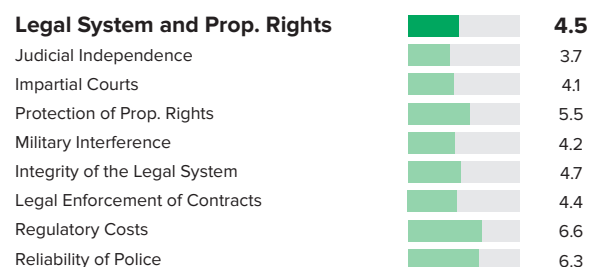
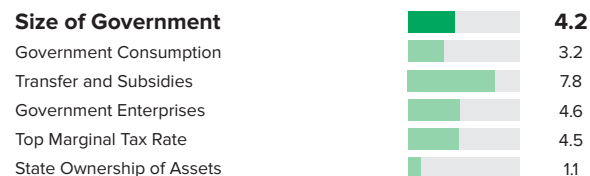
Score 5.42



Economic Freedom

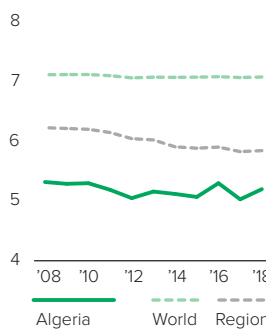
157/162 Ranking

Score 4.97

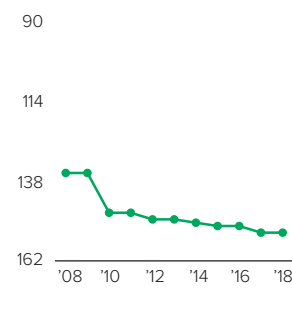


Human Freedom

Score over Time



Ranking over Time



ALGERIA

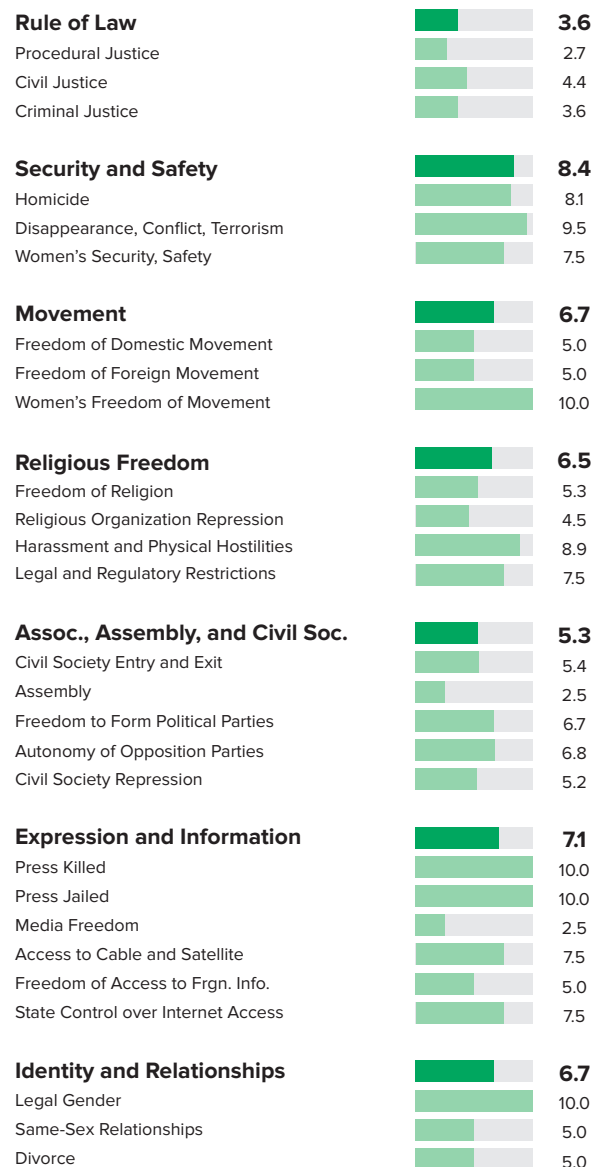
MIDDLE EAST & NORTH AFRICA

	2008	2009	2010	2011	2012	2013	2014	2015	2016	2017	2018
Human Freedom Ranking	5.32	5.29	5.30	5.19	5.05	5.16	5.12	5.07	5.30	5.03	5.20
	136	136	148	148	150	150	151	152	152	154	154
Economic Freedom	5.21	5.17	5.13	5.12	4.95	5.16	5.08	4.94	5.26	4.98	4.97
Personal Freedom	5.43	5.41	5.47	5.25	5.15	5.16	5.16	5.20	5.33	5.08	5.42
Rule of Law	4.5	4.4	4.4	4.4	4.1	4.1	4.0	3.8	3.8	3.8	5.1
Procedural Justice	-	-	-	-	-	-	-	-	-	4.9	5.2
Civil Justice	-	-	-	-	-	-	-	-	-	5.5	5.6
Criminal Justice	-	-	-	-	-	-	-	-	-	4.3	4.3
Security and Safety	8.2	8.2	8.4	8.2	8.1	7.3	7.4	7.7	7.8	7.8	7.8
Homicide	9.6	9.7	9.7	9.7	9.4	9.5	9.4	9.5	9.5	9.5	9.5
Disappearance, Conflict, Terrorism	7.5	7.4	8.1	7.4	7.4	7.5	7.7	8.8	8.8	8.9	8.9
Women's Security, Safety	7.5	7.5	7.5	7.5	7.5	5.0	5.0	5.0	5.0	5.0	5.0
Movement	5.0	5.0	5.0	3.3	3.3	5.0	5.0	5.0	6.7	5.8	5.8
Freedom of Domestic Movement	5.0	5.0	5.0	5.0	5.0	5.0	5.0	5.0	10.0	10.0	10.0
Freedom of Foreign Movement	5.0	5.0	5.0	5.0	5.0	5.0	5.0	5.0	5.0	5.0	5.0
Women's Freedom of Movement	5.0	5.0	5.0	0.0	0.0	5.0	5.0	5.0	5.0	2.5	2.5
Religious Freedom	4.5	4.5	4.5	4.2	4.3	4.5	4.4	4.3	4.0	3.7	3.7
Freedom of Religion	2.4	2.4	2.4	2.4	2.2	2.6	2.7	2.7	2.9	2.7	1.8
Religious Organization Repression	3.6	3.6	3.5	3.5	3.5	3.5	3.5	3.5	3.2	2.5	3.2
Harassment and Physical Hostilities	7.8	7.9	7.8	7.4	7.6	7.6	7.5	6.9	6.9	6.9	6.9
Legal and Regulatory Restrictions	4.0	4.0	4.1	3.7	3.7	4.2	4.2	4.1	3.0	3.0	3.0
Assoc., Assembly, and Civil Soc.	4.6	4.6	4.6	4.1	4.1	4.0	4.5	4.6	4.4	4.5	4.6
Civil Society Entry and Exit	4.1	4.1	4.0	4.0	4.0	3.6	3.6	3.6	3.2	3.6	3.8
Assembly	5.0	5.0	5.0	2.5	2.5	2.5	5.0	5.0	5.0	5.0	5.0
Freedom to Form Political Parties	5.2	5.2	5.0	5.2	5.2	5.1	5.1	5.3	5.4	5.3	5.2
Autonomy of Opposition Parties	4.4	4.4	4.5	4.5	4.5	5.0	5.0	5.0	5.0	5.3	5.3
Civil Society Repression	4.4	4.4	4.4	4.4	4.4	3.9	3.9	3.9	3.6	3.3	3.7
Expression and Information	7.2	7.2	7.2	8.1	8.1	8.2	8.1	8.1	8.1	7.8	7.9
Press Killed	10.0	10.0	10.0	10.0	10.0	10.0	10.0	10.0	10.0	10.0	10.0
Press Jailed	10.0	10.0	10.0	10.0	10.0	10.0	9.7	10.0	10.0	9.5	9.8
Media Freedom	3.5	3.2	3.5	3.5	3.6	3.9	3.6	3.5	3.3	2.5	2.5
Access to Cable and Satellite	10.0	10.0	10.0	10.0	10.0	10.0	10.0	10.0	10.0	10.0	10.0
Freedom of Access to Frgn. Info.	3.3	3.3	3.3	7.5	7.5	7.5	7.5	7.5	7.5	7.5	7.5
State Control over Internet Access	6.7	6.7	6.7	7.5	7.5	7.5	7.5	7.5	7.5	7.5	7.5
Identity and Relationships	1.3	1.3	1.3	1.3	1.3	1.3	1.3	1.3	1.3	0.0	0.0
Legal Gender	-	-	-	-	-	-	-	-	-	-	-
Same-Sex Relationships	0.0	0.0	0.0	0.0	0.0	0.0	0.0	0.0	0.0	0.0	0.0
Divorce	2.5	2.5	2.5	2.5	2.5	2.5	2.5	2.5	2.5	0.0	0.0

Personal Freedom

113/162 Ranking

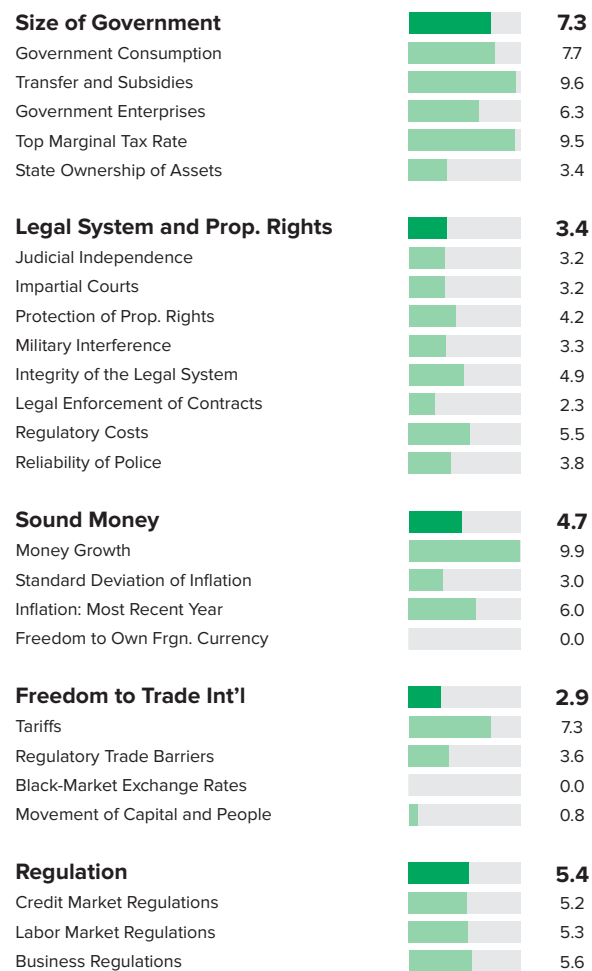
Score 6.21



Economic Freedom

159/162 Ranking

Score 4.75

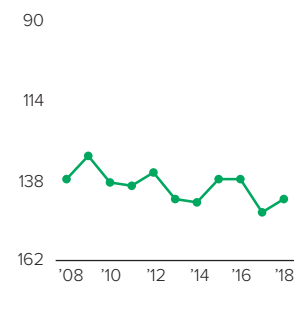


Human Freedom

Score over Time



Ranking over Time



ANGOLA

SUB-SAHARAN AFRICA

	2008	2009	2010	2011	2012	2013	2014	2015	2016	2017	2018
Human Freedom Ranking	5.19	5.60	5.64	5.48	5.51	5.39	5.40	5.77	5.85	5.39	5.48
	138	131	139	140	136	144	145	138	138	148	144
Economic Freedom	4.58	5.32	5.39	5.25	5.45	5.11	5.02	5.64	5.39	4.86	4.75
Personal Freedom	5.80	5.88	5.88	5.71	5.57	5.66	5.77	5.90	6.30	5.91	6.21
Rule of Law	3.6	3.8	3.8	3.7	3.3	3.3	3.4	3.5	3.4	3.4	3.6
Procedural Justice	-	-	-	-	-	-	-	-	-	2.5	2.7
Civil Justice	-	-	-	-	-	-	-	-	-	4.4	4.4
Criminal Justice	-	-	-	-	-	-	-	-	-	3.5	3.6
Security and Safety	8.1	8.1	8.4	8.1	8.0	8.0	8.0	8.0	8.4	8.1	8.4
Homicide	8.3	8.3	8.3	8.3	8.1	8.1	8.1	8.1	8.1	8.1	8.1
Disappearance, Conflict, Terrorism	8.5	8.4	9.5	8.5	8.5	8.5	8.5	8.5	9.5	8.9	9.5
Women's Security, Safety	7.5	7.5	7.5	7.5	7.5	7.5	7.5	7.5	7.5	7.5	7.5
Movement	3.3	3.3	3.3	3.3	3.3	5.0	5.0	5.0	8.3	6.7	6.7
Freedom of Domestic Movement	0.0	0.0	0.0	5.0	0.0	0.0	0.0	0.0	5.0	5.0	5.0
Freedom of Foreign Movement	0.0	0.0	0.0	0.0	5.0	5.0	5.0	5.0	10.0	5.0	5.0
Women's Freedom of Movement	10.0	10.0	10.0	5.0	5.0	10.0	10.0	10.0	10.0	10.0	10.0
Religious Freedom	7.0	7.4	7.1	7.1	6.9	6.3	7.1	6.5	6.6	6.6	6.5
Freedom of Religion	6.1	6.1	6.1	6.1	6.1	5.3	5.3	5.3	5.3	5.3	5.3
Religious Organization Repression	5.4	5.4	6.2	6.2	6.2	4.6	4.6	4.6	4.6	4.6	4.5
Harassment and Physical Hostilities	8.7	9.5	8.8	8.5	8.2	8.3	9.6	8.8	8.9	8.9	8.9
Legal and Regulatory Restrictions	7.9	8.4	7.5	7.5	7.3	7.0	8.8	7.5	7.5	7.5	7.5
Assoc., Assembly, and Civil Soc.	4.8	4.9	4.9	4.9	4.9	4.9	4.9	4.9	4.9	4.9	5.3
Civil Society Entry and Exit	4.6	4.6	4.5	4.5	4.5	4.8	4.8	4.8	4.8	4.8	5.4
Assembly	2.5	2.5	2.5	2.5	2.5	2.5	2.5	2.5	2.5	2.5	2.5
Freedom to Form Political Parties	6.9	6.9	6.9	6.9	6.9	6.6	6.6	6.6	6.6	6.6	6.7
Autonomy of Opposition Parties	6.3	6.3	6.5	6.5	6.5	6.3	6.3	6.3	6.3	5.9	6.8
Civil Society Repression	3.9	4.3	4.3	4.1	4.1	4.2	4.2	4.2	4.2	4.7	5.2
Expression and Information	8.5	8.5	7.9	7.2	7.2	7.2	7.2	7.2	7.1	7.1	7.1
Press Killed	10.0	10.0	7.1	10.0	10.0	10.0	10.0	10.0	10.0	10.0	10.0
Press Jailed	10.0	10.0	10.0	10.0	10.0	10.0	10.0	10.0	10.0	10.0	10.0
Media Freedom	4.3	4.1	3.9	3.5	3.3	3.2	3.1	2.9	2.6	2.5	2.5
Access to Cable and Satellite	10.0	10.0	10.0	7.5	7.5	7.5	7.5	7.5	7.5	7.5	7.5
Freedom of Access to Frgn. Info.	6.7	6.7	6.7	5.0	5.0	5.0	5.0	5.0	5.0	5.0	5.0
State Control over Internet Access	10.0	10.0	10.0	7.5	7.5	7.5	7.5	7.5	7.5	7.5	7.5
Identity and Relationships	5.0	5.0	5.0	5.0	5.0	5.0	5.0	6.7	6.7	5.0	6.7
Legal Gender	-	-	-	-	-	-	-	10.0	10.0	10.0	10.0
Same-Sex Relationships	0.0	0.0	0.0	0.0	0.0	0.0	0.0	0.0	0.0	0.0	5.0
Divorce	10.0	10.0	10.0	10.0	10.0	10.0	10.0	10.0	10.0	5.0	5.0

ARGENTINA

LATIN AMERICA & THE CARIBBEAN

Ranking

70

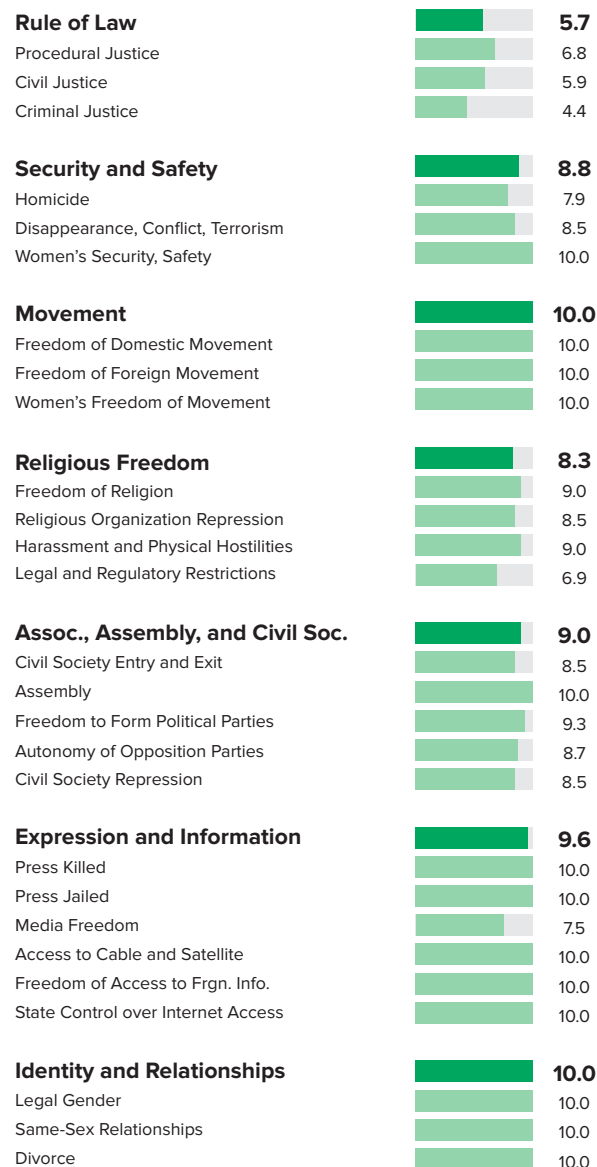
Score

7.05

Personal Freedom

37/162 Ranking

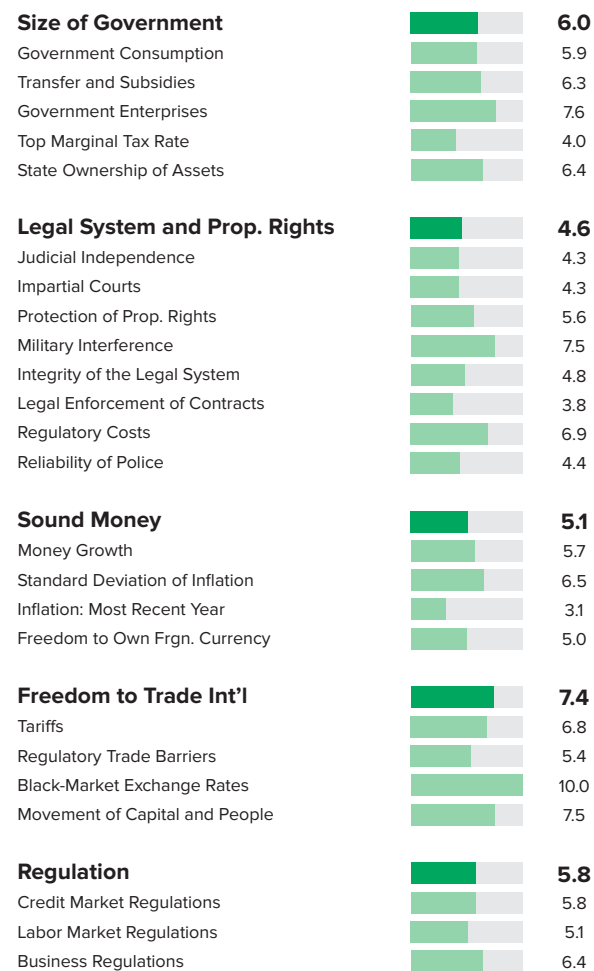
Score 8.32



Economic Freedom

144/162 Ranking

Score 5.78



Human Freedom

Score over Time



Ranking over Time



ARGENTINA

LATIN AMERICA & THE CARIBBEAN

	2008	2009	2010	2011	2012	2013	2014	2015	2016	2017	2018
Human Freedom Ranking	7.20	7.09	7.00	7.01	6.75	6.66	6.43	6.72	6.95	7.16	7.05
	68	71	79	79	95	101	109	96	79	64	70
Economic Freedom	6.22	6.02	5.82	5.85	5.33	5.14	4.69	5.17	5.55	5.98	5.78
Personal Freedom	8.18	8.16	8.17	8.16	8.16	8.17	8.17	8.27	8.35	8.34	8.32
Rule of Law	5.3	5.3	5.3	5.3	5.2	5.2	5.3	5.5	5.7	5.7	5.7
Procedural Justice	6.3	6.3	6.3	6.3	6.7	6.5	6.7	7.1	7.1	7.0	6.8
Civil Justice	5.4	5.4	5.4	5.4	5.4	5.5	5.7	5.8	5.8	5.8	5.9
Criminal Justice	4.3	4.3	4.3	4.3	3.7	3.9	4.3	4.3	4.3	4.5	4.4
Security and Safety	8.8	8.8	8.8	8.8	8.8	8.8	8.8	9.0	9.0	8.8	8.8
Homicide	7.0	7.0	7.0	7.0	7.0	7.0	7.0	7.4	7.6	8.0	7.9
Disappearance, Conflict, Terrorism	9.5	9.5	9.5	9.5	9.5	9.5	9.5	9.5	9.5	8.5	8.5
Women's Security, Safety	10.0	10.0	10.0	10.0	10.0	10.0	10.0	10.0	10.0	10.0	10.0
Movement	10.0	10.0	10.0	10.0	10.0	10.0	10.0	10.0	10.0	10.0	10.0
Freedom of Domestic Movement	10.0	10.0	10.0	10.0	10.0	10.0	10.0	10.0	10.0	10.0	10.0
Freedom of Foreign Movement	10.0	10.0	10.0	10.0	10.0	10.0	10.0	10.0	10.0	10.0	10.0
Women's Freedom of Movement	10.0	10.0	10.0	10.0	10.0	10.0	10.0	10.0	10.0	10.0	10.0
Religious Freedom	8.6	8.4	8.8	8.5	8.7	8.8	8.6	8.5	8.4	8.4	8.3
Freedom of Religion	9.0	9.0	9.0	9.0	9.0	9.0	9.0	9.0	8.7	8.7	9.0
Religious Organization Repression	8.6	8.6	8.6	8.6	9.4	9.4	9.4	9.0	8.9	8.9	8.5
Harassment and Physical Hostilities	9.4	9.4	9.6	9.4	9.1	9.3	9.0	8.9	9.0	9.0	9.0
Legal and Regulatory Restrictions	7.1	6.7	7.8	7.1	7.1	7.3	7.0	7.2	6.9	6.9	6.9
Assoc., Assembly, and Civil Soc.	8.8	8.6	8.6	8.6	8.6	8.6	8.6	8.7	8.9	9.1	9.0
Civil Society Entry and Exit	8.0	8.0	8.0	8.0	8.0	7.9	7.9	7.9	8.0	8.0	8.5
Assembly	10.0	10.0	10.0	10.0	10.0	10.0	10.0	10.0	10.0	10.0	10.0
Freedom to Form Political Parties	9.5	9.0	9.0	9.0	9.0	8.9	8.9	9.4	9.3	9.4	9.3
Autonomy of Opposition Parties	8.3	8.3	8.3	8.3	8.3	8.6	8.6	8.6	8.9	9.4	8.7
Civil Society Repression	7.9	7.9	7.4	7.4	7.4	7.4	7.4	7.4	8.5	8.6	8.5
Expression and Information	9.2	9.2	9.1	9.2	9.2	9.2	9.2	9.2	9.3	9.6	9.6
Press Killed	10.0	10.0	9.2	10.0	10.0	10.0	10.0	10.0	10.0	10.0	10.0
Press Jailed	10.0	10.0	10.0	10.0	10.0	10.0	10.0	10.0	10.0	10.0	10.0
Media Freedom	5.2	5.2	5.1	5.3	5.0	5.0	5.0	5.2	5.6	7.5	7.5
Access to Cable and Satellite	10.0	10.0	10.0	10.0	10.0	10.0	10.0	10.0	10.0	10.0	10.0
Freedom of Access to Frgn. Info.	10.0	10.0	10.0	10.0	10.0	10.0	10.0	10.0	10.0	10.0	10.0
State Control over Internet Access	10.0	10.0	10.0	10.0	10.0	10.0	10.0	10.0	10.0	10.0	10.0
Identity and Relationships	10.0	10.0	10.0	10.0	10.0	10.0	10.0	10.0	10.0	10.0	10.0
Legal Gender	-	-	-	-	-	-	-	10.0	10.0	10.0	10.0
Same-Sex Relationships	10.0	10.0	10.0	10.0	10.0	10.0	10.0	10.0	10.0	10.0	10.0
Divorce	10.0	10.0	10.0	10.0	10.0	10.0	10.0	10.0	10.0	10.0	10.0

ARMENIA

CAUCASUS & CENTRAL ASIA

Ranking

47

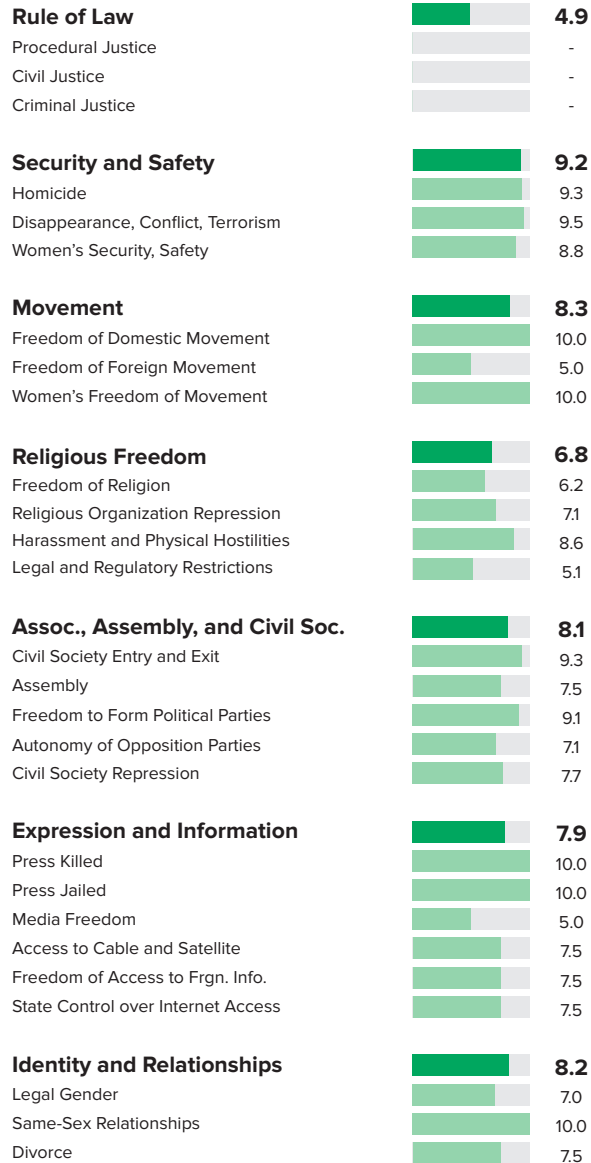
Score

7.69

Personal Freedom

61/162 Ranking

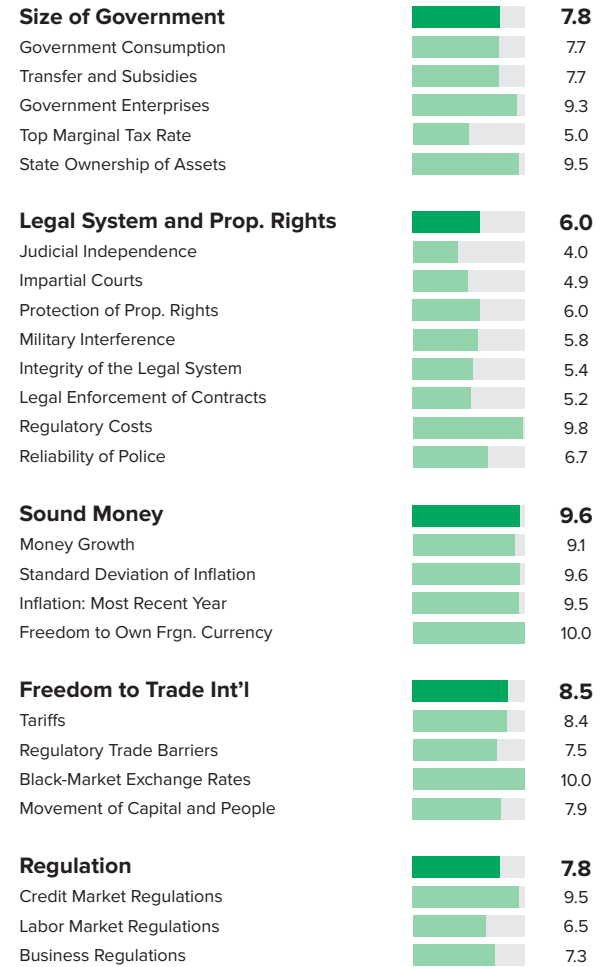
Score 7.45



Economic Freedom

18/162 Ranking

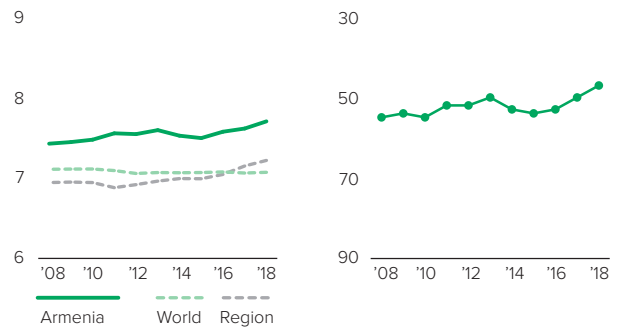
Score 7.92



Human Freedom

Score over Time

Ranking over Time



ARMENIA

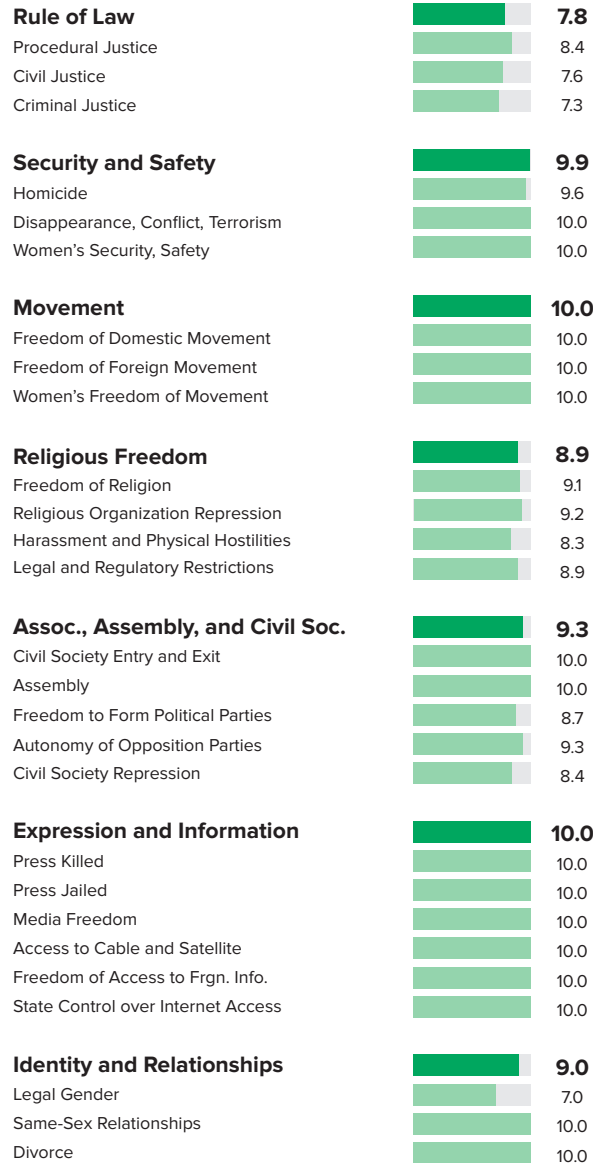
CAUCASUS & CENTRAL ASIA

	2008	2009	2010	2011	2012	2013	2014	2015	2016	2017	2018
Human Freedom Ranking	7.44	7.46	7.49	7.57	7.56	7.61	7.54	7.48	7.56	7.60	7.69
	55	54	55	52	52	50	53	54	53	50	47
Economic Freedom	7.69	7.68	7.69	7.72	7.78	7.85	7.87	7.80	7.73	7.85	7.92
Personal Freedom	7.18	7.24	7.29	7.41	7.33	7.37	7.20	7.16	7.38	7.34	7.45
Rule of Law	5.0	4.9	4.8	4.9	4.6	4.7	4.6	4.6	5.0	4.9	4.9
Procedural Justice	-	-	-	-	-	-	-	-	-	-	-
Civil Justice	-	-	-	-	-	-	-	-	-	-	-
Criminal Justice	-	-	-	-	-	-	-	-	-	-	-
Security and Safety	9.6	9.4	9.6	9.5	9.5	9.5	9.5	9.5	9.4	9.1	9.2
Homicide	8.7	8.7	9.2	9.0	9.1	9.1	9.0	9.0	8.8	9.0	9.3
Disappearance, Conflict, Terrorism	10.0	9.5	9.5	9.5	9.5	9.5	9.5	9.5	9.3	9.5	9.5
Women's Security, Safety	10.0	10.0	10.0	10.0	10.0	10.0	10.0	10.0	10.0	8.8	8.8
Movement	6.7	6.7	6.7	6.7	6.7	6.7	6.7	6.7	8.3	8.3	8.3
Freedom of Domestic Movement	5.0	5.0	5.0	5.0	5.0	5.0	5.0	5.0	10.0	10.0	10.0
Freedom of Foreign Movement	5.0	5.0	5.0	5.0	5.0	5.0	5.0	5.0	5.0	5.0	5.0
Women's Freedom of Movement	10.0	10.0	10.0	10.0	10.0	10.0	10.0	10.0	10.0	10.0	10.0
Religious Freedom	6.7	6.8	6.6	6.5	6.5	6.7	6.8	6.7	6.6	6.6	6.8
Freedom of Religion	5.6	5.6	5.6	5.6	5.6	6.3	6.3	6.2	6.2	6.4	6.2
Religious Organization Repression	6.5	6.5	6.5	6.5	6.5	6.7	6.7	6.7	6.7	6.4	7.1
Harassment and Physical Hostilities	8.4	8.8	8.1	8.3	8.4	7.9	8.4	8.6	8.6	8.6	8.6
Legal and Regulatory Restrictions	6.3	6.1	6.0	5.7	5.4	5.8	6.0	5.6	5.1	5.1	5.1
Assoc., Assembly, and Civil Soc.	6.7	6.9	7.0	7.2	7.1	7.1	6.8	7.1	7.0	7.3	8.1
Civil Society Entry and Exit	7.1	8.4	7.9	8.4	8.0	7.9	7.2	8.2	8.4	8.3	9.3
Assembly	-	-	-	7.5	7.5	7.5	7.5	7.5	7.5	7.5	7.5
Freedom to Form Political Parties	7.7	7.9	8.1	8.1	8.1	8.1	7.7	7.7	7.9	8.8	9.1
Autonomy of Opposition Parties	6.3	5.6	5.6	5.6	5.3	5.6	5.2	5.6	5.2	5.2	7.1
Civil Society Repression	5.6	5.6	6.5	6.5	6.5	6.4	6.4	6.4	6.2	6.6	7.7
Expression and Information	6.6	7.8	7.8	8.9	9.0	9.0	7.8	7.7	7.7	7.9	7.9
Press Killed	10.0	10.0	10.0	10.0	10.0	10.0	10.0	10.0	10.0	10.0	10.0
Press Jailed	6.6	10.0	10.0	10.0	10.0	10.0	10.0	10.0	10.0	10.0	10.0
Media Freedom	3.1	3.4	3.5	3.5	4.1	4.0	4.1	3.8	3.8	5.0	5.0
Access to Cable and Satellite	-	-	-	10.0	10.0	10.0	7.5	7.5	7.5	7.5	7.5
Freedom of Access to Frgn. Info.	-	-	-	10.0	10.0	10.0	7.5	7.5	7.5	7.5	7.5
State Control over Internet Access	-	-	-	10.0	10.0	10.0	7.5	7.5	7.5	7.5	7.5
Identity and Relationships	8.8	8.8	8.8	8.8	8.8	8.8	8.8	8.2	8.2	8.2	8.2
Legal Gender	-	-	-	-	-	-	-	7.0	7.0	7.0	7.0
Same-Sex Relationships	10.0	10.0	10.0	10.0	10.0	10.0	10.0	10.0	10.0	10.0	10.0
Divorce	7.5	7.5	7.5	7.5	7.5	7.5	7.5	7.5	7.5	7.5	7.5

Personal Freedom

10/162 Ranking

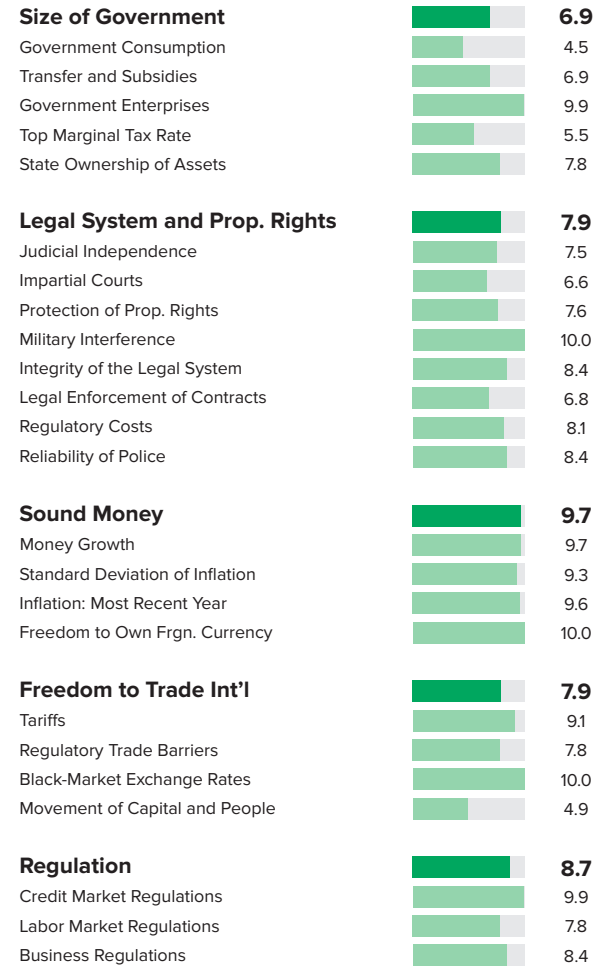
Score 9.12



Economic Freedom

5/162 Ranking

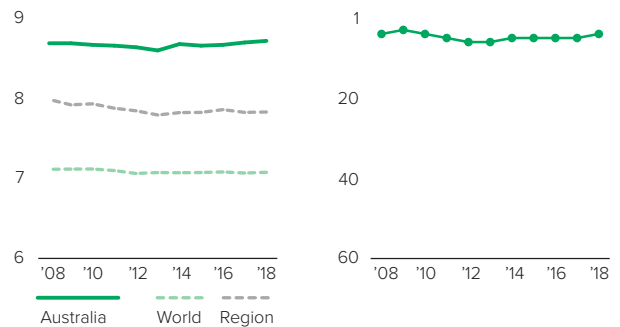
Score 8.23



Human Freedom

Score over Time

Ranking over Time



AUSTRALIA

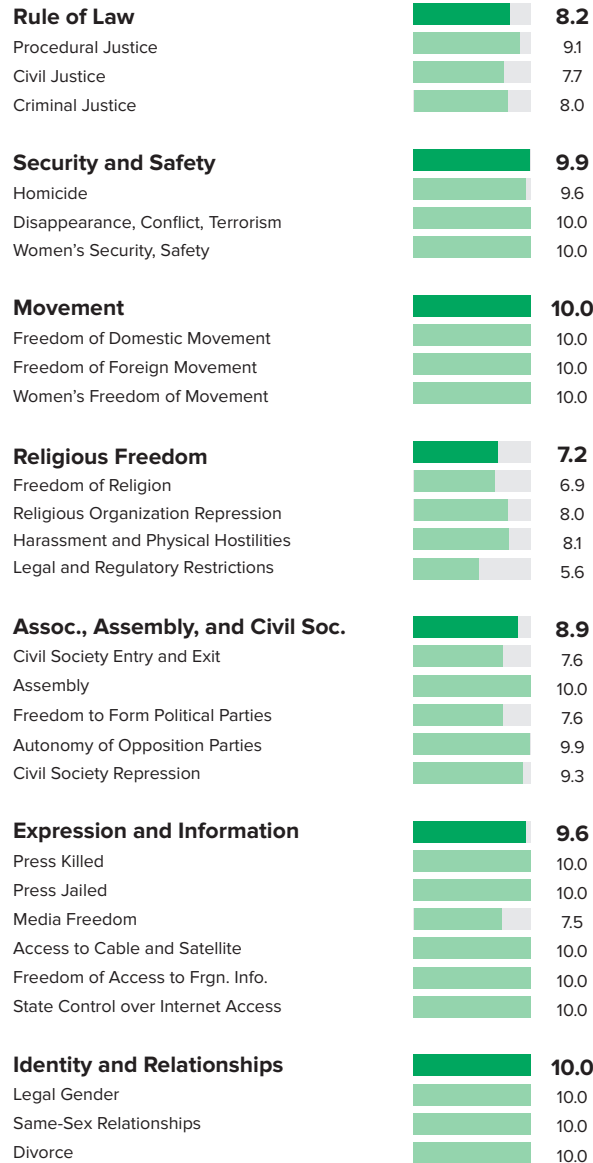
OCEANIA

	2008	2009	2010	2011	2012	2013	2014	2015	2016	2017	2018
Human Freedom Ranking	8.70	8.70	8.68	8.67	8.65	8.61	8.69	8.62	8.63	8.66	8.68
	5	4	5	6	7	7	6	6	6	6	5
Economic Freedom	8.15	8.14	8.10	8.10	8.09	8.02	8.11	8.10	8.16	8.18	8.23
Personal Freedom	9.25	9.25	9.25	9.24	9.21	9.19	9.26	9.13	9.10	9.13	9.12
Rule of Law	7.8	7.8	7.8	7.8	7.7	7.7	7.9	7.9	7.8	7.8	7.8
Procedural Justice	8.8	8.8	8.8	8.8	8.5	8.6	8.5	8.4	8.4	8.3	8.4
Civil Justice	7.2	7.2	7.2	7.2	7.3	7.4	7.7	7.5	7.5	7.6	7.6
Criminal Justice	7.2	7.2	7.2	7.2	7.3	7.7	7.5	7.4	7.4	7.3	7.3
Security and Safety	9.8	9.8	9.8	9.8	9.8	9.9	9.9	9.9	9.9	9.9	9.9
Homicide	9.5	9.5	9.6	9.6	9.6	9.6	9.6	9.6	9.6	9.7	9.6
Disappearance, Conflict, Terrorism	10.0	10.0	10.0	10.0	10.0	10.0	10.0	10.0	10.0	10.0	10.0
Women's Security, Safety	9.8	9.8	9.8	9.8	9.8	10.0	10.0	10.0	10.0	10.0	10.0
Movement	10.0	10.0	10.0	10.0	10.0	10.0	10.0	10.0	10.0	10.0	10.0
Freedom of Domestic Movement	10.0	10.0	10.0	10.0	10.0	10.0	10.0	10.0	10.0	10.0	10.0
Freedom of Foreign Movement	10.0	10.0	10.0	10.0	10.0	10.0	10.0	10.0	10.0	10.0	10.0
Women's Freedom of Movement	10.0	10.0	10.0	10.0	10.0	10.0	10.0	10.0	10.0	10.0	10.0
Religious Freedom	9.5	9.5	9.2	9.2	9.2	9.1	9.3	9.0	8.9	8.9	8.9
Freedom of Religion	9.7	9.7	9.7	9.7	9.7	9.4	9.3	9.1	9.1	9.1	9.1
Religious Organization Repression	9.6	9.6	9.6	9.6	9.6	9.2	9.2	9.2	9.2	9.2	9.2
Harassment and Physical Hostilities	9.0	9.2	8.9	8.9	8.9	9.3	8.8	8.7	8.3	8.3	8.3
Legal and Regulatory Restrictions	9.7	9.4	8.8	8.5	8.5	8.4	9.7	8.8	8.9	8.9	8.9
Assoc., Assembly, and Civil Soc.	9.5	9.5	9.6	9.6	9.6	9.3	9.3	9.3	9.3	9.3	9.3
Civil Society Entry and Exit	9.5	9.5	9.7	9.7	9.7	10.0	10.0	10.0	10.0	10.0	10.0
Assembly	10.0	10.0	10.0	10.0	10.0	10.0	10.0	10.0	10.0	10.0	10.0
Freedom to Form Political Parties	8.7	8.7	8.7	8.7	8.7	8.3	8.3	8.8	8.8	8.7	8.7
Autonomy of Opposition Parties	9.8	9.8	9.8	9.8	9.8	9.8	9.8	9.8	9.8	9.2	9.3
Civil Society Repression	9.4	9.4	10.0	10.0	10.0	8.6	8.6	8.1	8.1	8.4	8.4
Expression and Information	9.6	9.6	9.7	9.7	9.7	9.7	9.7	9.6	9.6	10.0	10.0
Press Killed	10.0	10.0	10.0	10.0	10.0	10.0	10.0	10.0	10.0	10.0	10.0
Press Jailed	10.0	10.0	10.0	10.0	10.0	10.0	10.0	10.0	10.0	10.0	10.0
Media Freedom	7.9	7.9	8.0	8.1	8.1	7.9	7.9	7.8	7.9	10.0	10.0
Access to Cable and Satellite	10.0	10.0	10.0	10.0	10.0	10.0	10.0	10.0	10.0	10.0	10.0
Freedom of Access to Frgn. Info.	10.0	10.0	10.0	10.0	10.0	10.0	10.0	10.0	10.0	10.0	10.0
State Control over Internet Access	10.0	10.0	10.0	10.0	10.0	10.0	10.0	10.0	10.0	10.0	10.0
Identity and Relationships	10.0	10.0	10.0	10.0	10.0	10.0	10.0	9.0	9.0	9.0	9.0
Legal Gender	-	-	-	-	-	-	-	7.0	7.0	7.0	7.0
Same-Sex Relationships	10.0	10.0	10.0	10.0	10.0	10.0	10.0	10.0	10.0	10.0	10.0
Divorce	10.0	10.0	10.0	10.0	10.0	10.0	10.0	10.0	10.0	10.0	10.0

Personal Freedom

15/162 Ranking

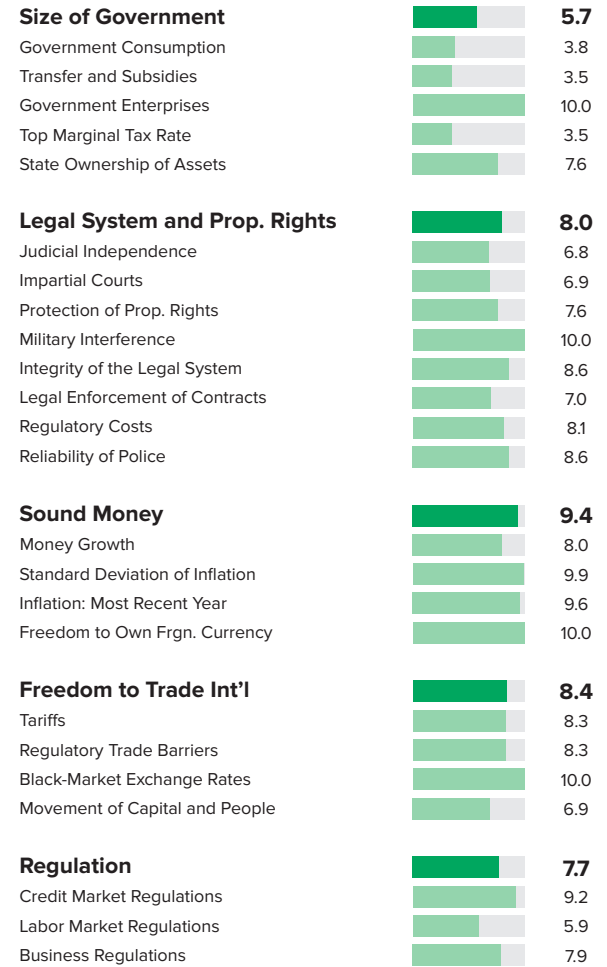
Score 9.09



Economic Freedom

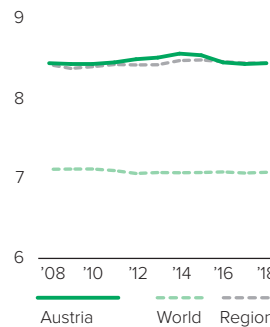
26/162 Ranking

Score 7.80

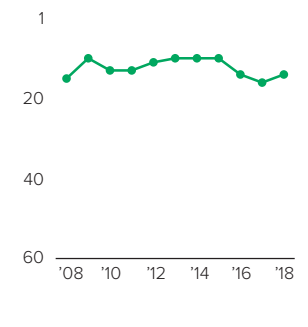


Human Freedom

Score over Time



Ranking over Time



AUSTRIA

WESTERN EUROPE

	2008	2009	2010	2011	2012	2013	2014	2015	2016	2017	2018
Human Freedom Ranking	8.45	8.44	8.44	8.46	8.5	8.52	8.57	8.55	8.46	8.44	8.45
	16	11	14	14	12	11	11	11	15	17	15
Economic Freedom	7.79	7.76	7.77	7.80	7.78	7.79	7.84	7.81	7.76	7.75	7.80
Personal Freedom	9.11	9.11	9.10	9.11	9.22	9.24	9.30	9.28	9.15	9.12	9.09
Rule of Law	7.7	7.7	7.7	7.7	8.2	8.2	8.5	8.6	8.2	8.2	8.2
Procedural Justice	8.1	8.1	8.1	8.1	9.1	9.3	9.4	9.0	9.0	9.0	9.1
Civil Justice	7.4	7.4	7.4	7.4	7.5	7.9	8.0	7.9	7.9	7.8	7.7
Criminal Justice	7.5	7.5	7.5	7.5	8.1	8.2	8.3	7.7	7.7	8.0	8.0
Security and Safety	9.8	9.8	9.8	9.8	9.8	9.9	9.9	9.9	9.9	9.9	9.9
Homicide	9.7	9.8	9.7	9.6	9.6	9.7	9.8	9.8	9.7	9.7	9.6
Disappearance, Conflict, Terrorism	10.0	9.9	10.0	10.0	10.0	10.0	10.0	10.0	10.0	10.0	10.0
Women's Security, Safety	9.8	9.8	9.8	9.8	9.8	10.0	10.0	10.0	10.0	10.0	10.0
Movement	10.0	10.0	10.0	10.0	10.0	10.0	10.0	10.0	10.0	10.0	10.0
Freedom of Domestic Movement	10.0	10.0	10.0	10.0	10.0	10.0	10.0	10.0	10.0	10.0	10.0
Freedom of Foreign Movement	10.0	10.0	10.0	10.0	10.0	10.0	10.0	10.0	10.0	10.0	10.0
Women's Freedom of Movement	10.0	10.0	10.0	10.0	10.0	10.0	10.0	10.0	10.0	10.0	10.0
Religious Freedom	8.3	8.3	8.2	8.4	8.1	8.1	8.1	7.7	7.5	6.9	7.2
Freedom of Religion	8.9	8.9	8.9	8.9	8.9	8.5	8.5	7.6	7.6	6.8	6.9
Religious Organization Repression	9.0	9.0	9.0	9.0	9.0	8.5	8.5	8.5	8.5	6.8	8.0
Harassment and Physical Hostilities	8.8	8.7	8.8	8.7	8.4	9.2	8.8	8.2	8.1	8.1	8.1
Legal and Regulatory Restrictions	6.4	6.6	6.3	7.1	6.2	6.4	6.7	6.5	5.6	5.6	5.6
Assoc., Assembly, and Civil Soc.	9.4	9.4	9.4	9.3	9.4	9.2	9.2	9.2	9.2	9.2	8.9
Civil Society Entry and Exit	9.0	9.0	9.0	8.7	8.9	8.9	8.9	8.9	8.9	8.6	7.6
Assembly	10.0	10.0	10.0	10.0	10.0	10.0	10.0	10.0	10.0	10.0	10.0
Freedom to Form Political Parties	7.9	7.9	7.9	7.9	7.9	7.8	7.8	7.8	7.8	7.7	7.6
Autonomy of Opposition Parties	10.0	10.0	10.0	10.0	10.0	9.8	9.8	9.8	9.8	9.9	9.9
Civil Society Repression	10.0	10.0	10.0	10.0	10.0	9.7	9.7	9.7	9.6	9.6	9.3
Expression and Information	9.6	9.6	9.6	9.6	9.6	9.6	9.6	9.6	9.6	10.0	9.6
Press Killed	10.0	10.0	10.0	10.0	10.0	10.0	10.0	10.0	10.0	10.0	10.0
Press Jailed	10.0	10.0	10.0	10.0	10.0	10.0	10.0	10.0	10.0	10.0	10.0
Media Freedom	7.7	7.7	7.7	7.7	7.7	7.7	7.7	7.5	7.7	10.0	7.5
Access to Cable and Satellite	10.0	10.0	10.0	10.0	10.0	10.0	10.0	10.0	10.0	10.0	10.0
Freedom of Access to Frgn. Info.	10.0	10.0	10.0	10.0	10.0	10.0	10.0	10.0	10.0	10.0	10.0
State Control over Internet Access	10.0	10.0	10.0	10.0	10.0	10.0	10.0	10.0	10.0	10.0	10.0
Identity and Relationships	10.0	10.0	10.0	10.0	10.0	10.0	10.0	10.0	10.0	10.0	10.0
Legal Gender	-	-	-	-	-	-	-	10.0	10.0	10.0	10.0
Same-Sex Relationships	10.0	10.0	10.0	10.0	10.0	10.0	10.0	10.0	10.0	10.0	10.0
Divorce	10.0	10.0	10.0	10.0	10.0	10.0	10.0	10.0	10.0	10.0	10.0

AZERBAIJAN

CAUCASUS & CENTRAL ASIA

Ranking

116

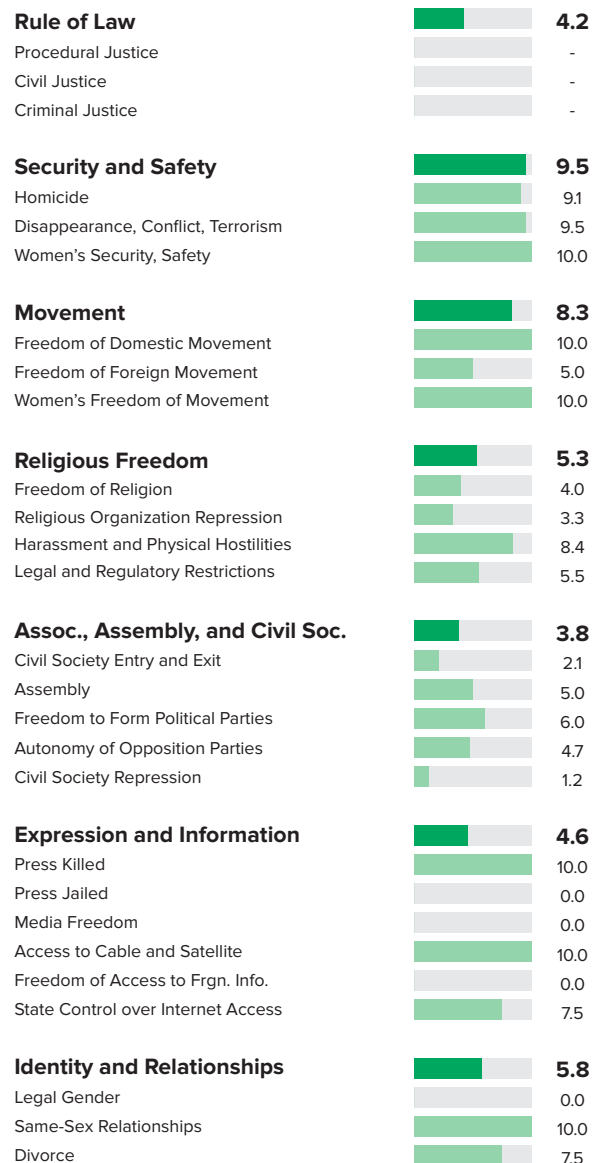
Score

6.29

Personal Freedom

113/162 Ranking

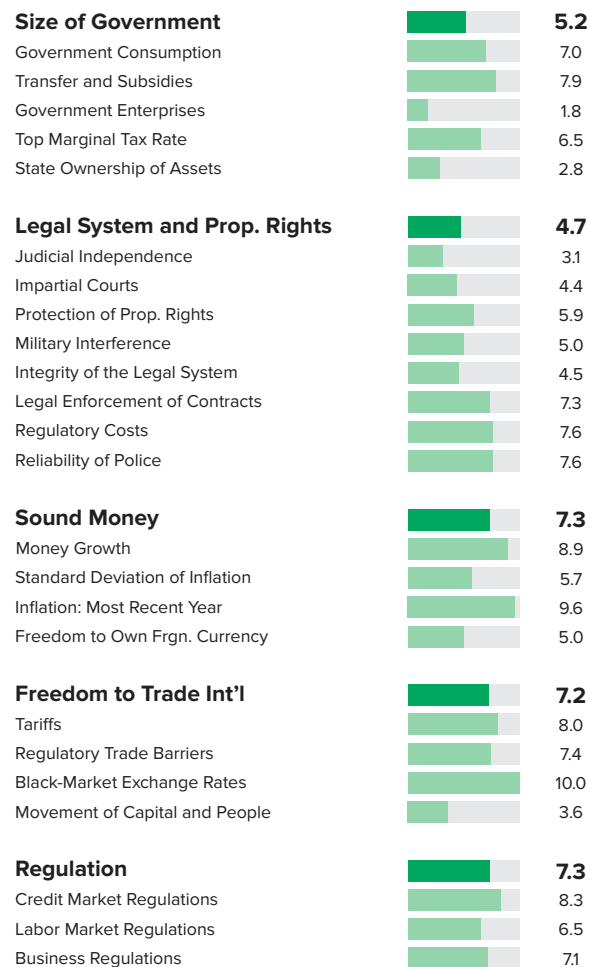
Score 6.21



Economic Freedom

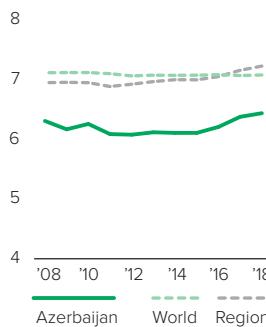
112/162 Ranking

Score 6.37

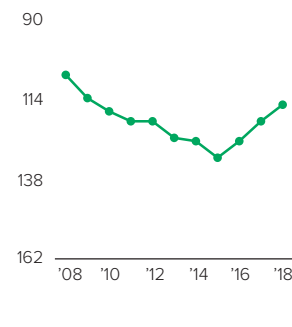


Human Freedom

Score over Time



Ranking over Time



AZERBAIJAN

CAUCASUS & CENTRAL ASIA

	2008	2009	2010	2011	2012	2013	2014	2015	2016	2017	2018
Human Freedom Ranking	6.31	6.17	6.26	6.09	6.08	6.12	6.11	5.96	6.06	6.24	6.29
	107	114	118	121	121	126	127	132	127	121	116
Economic Freedom	5.98	5.93	5.82	5.97	6.13	6.07	6.21	6.24	6.34	6.23	6.37
Personal Freedom	6.64	6.41	6.69	6.21	6.03	6.16	6.00	5.68	5.78	6.24	6.21
Rule of Law	4.4	4.3	4.3	4.3	4.0	4.1	4.1	4.1	4.3	4.3	4.2
Procedural Justice	-	-	-	-	-	-	-	-	-	-	-
Civil Justice	-	-	-	-	-	-	-	-	-	-	-
Criminal Justice	-	-	-	-	-	-	-	-	-	-	-
Security and Safety	9.4	9.5	9.5	8.7	8.6	9.1	9.0	9.0	8.8	9.5	9.5
Homicide	9.1	9.1	9.1	9.1	9.1	9.1	9.0	9.1	9.1	9.2	9.1
Disappearance, Conflict, Terrorism	9.2	9.5	9.5	9.5	9.3	9.5	9.2	9.0	8.5	9.2	9.5
Women's Security, Safety	10.0	10.0	10.0	7.5	7.5	8.8	8.8	8.8	8.8	10.0	10.0
Movement	6.7	5.0	6.7	5.0	5.0	5.0	5.0	5.0	5.0	8.3	8.3
Freedom of Domestic Movement	5.0	0.0	5.0	5.0	5.0	5.0	5.0	5.0	5.0	10.0	10.0
Freedom of Foreign Movement	5.0	5.0	5.0	5.0	5.0	5.0	5.0	5.0	5.0	5.0	5.0
Women's Freedom of Movement	10.0	10.0	10.0	5.0	5.0	5.0	5.0	5.0	5.0	10.0	10.0
Religious Freedom	5.7	5.7	5.5	5.3	5.2	5.0	4.8	5.0	4.8	4.8	5.3
Freedom of Religion	4.0	4.2	4.2	4.2	4.2	3.9	3.9	3.9	3.8	3.6	4.0
Religious Organization Repression	2.9	2.9	2.9	3.3	3.3	2.3	2.3	1.4	1.4	1.9	3.3
Harassment and Physical Hostilities	8.7	8.4	8.4	7.2	7.8	7.7	7.3	8.6	8.4	8.4	8.4
Legal and Regulatory Restrictions	7.0	7.5	6.5	6.3	5.6	6.1	5.6	6.0	5.5	5.5	5.5
Assoc., Assembly, and Civil Soc.	3.7	3.7	3.6	4.1	4.1	4.0	4.0	3.9	3.9	4.4	3.8
Civil Society Entry and Exit	2.3	2.6	2.1	2.2	2.2	2.7	3.5	3.3	2.1	3.5	2.1
Assembly	2.5	2.5	2.5	5.0	5.0	5.0	5.0	5.0	5.0	5.0	5.0
Freedom to Form Political Parties	5.8	5.8	5.8	5.8	5.8	5.3	5.3	5.3	5.8	5.5	6.0
Autonomy of Opposition Parties	4.0	4.0	3.9	3.9	4.1	4.3	4.3	4.3	4.3	4.3	4.7
Civil Society Repression	3.7	3.7	3.6	3.5	3.4	2.7	2.2	1.6	2.1	3.5	1.2
Expression and Information	7.2	6.3	7.9	6.6	5.7	5.8	4.8	4.4	5.4	4.6	4.6
Press Killed	10.0	6.3	10.0	6.4	10.0	10.0	10.0	6.5	10.0	10.0	10.0
Press Jailed	4.3	3.3	8.9	8.9	0.3	1.5	0.6	1.7	4.9	0.0	0.0
Media Freedom	2.0	1.8	1.8	1.7	1.4	1.1	0.7	0.4	0.3	0.0	0.0
Access to Cable and Satellite	10.0	10.0	10.0	7.5	7.5	7.5	10.0	10.0	10.0	10.0	10.0
Freedom of Access to Frgn. Info.	6.7	6.7	6.7	7.5	7.5	7.5	0.0	0.0	0.0	0.0	0.0
State Control over Internet Access	10.0	10.0	10.0	7.5	7.5	7.5	7.5	7.5	7.5	7.5	7.5
Identity and Relationships	8.8	8.8	8.8	8.8	8.8	8.8	8.8	5.8	5.8	5.8	5.8
Legal Gender	-	-	-	-	-	-	-	0.0	0.0	0.0	0.0
Same-Sex Relationships	10.0	10.0	10.0	10.0	10.0	10.0	10.0	10.0	10.0	10.0	10.0
Divorce	7.5	7.5	7.5	7.5	7.5	7.5	7.5	7.5	7.5	7.5	7.5

BAHAMAS, THE

LATIN AMERICA & THE CARIBBEAN

Ranking

45

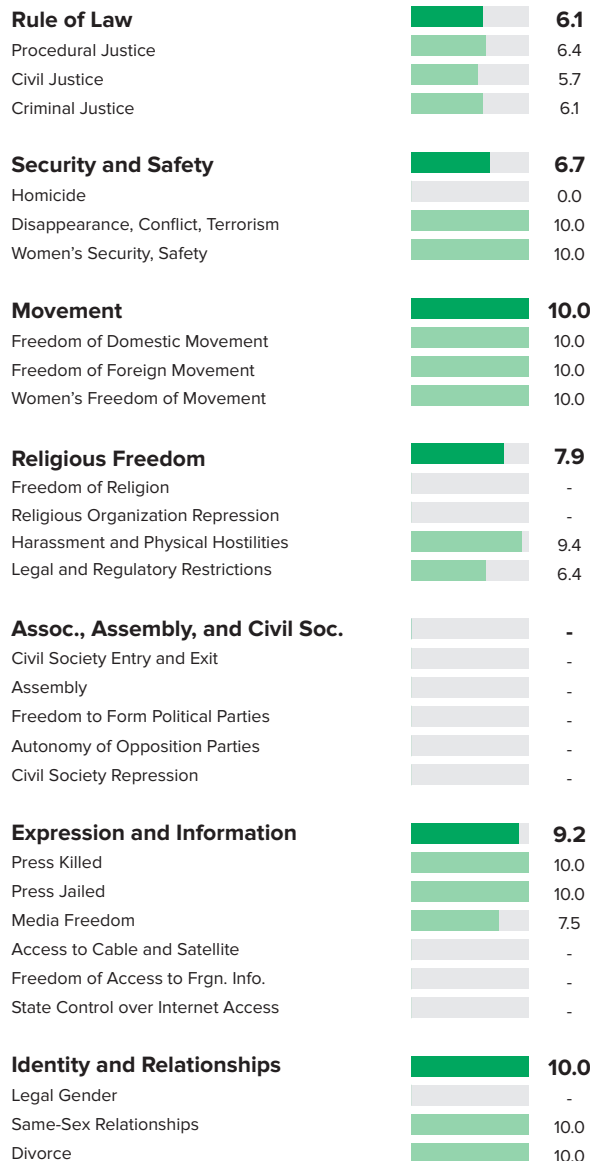
Score

7.72

Personal Freedom

47/162 Ranking

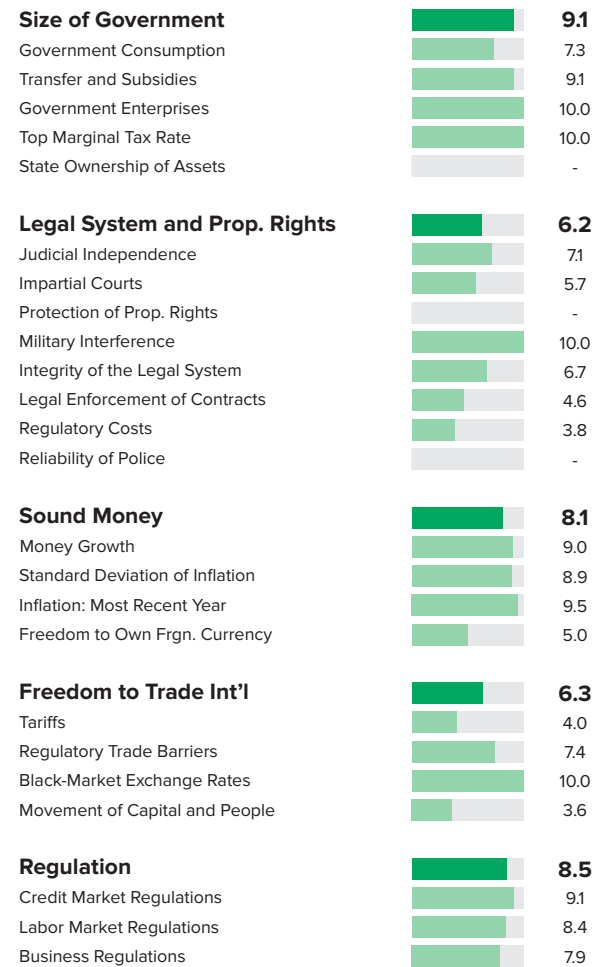
Score 7.82



Economic Freedom

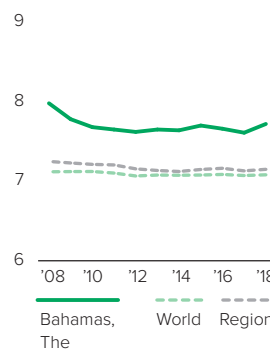
39/162 Ranking

Score 7.62

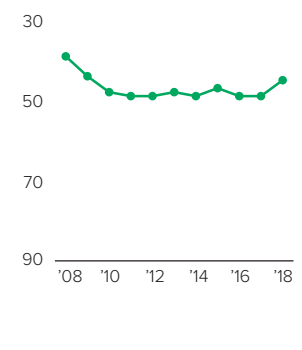


Human Freedom

Score over Time



Ranking over Time



BAHAMAS, THE

LATIN AMERICA & THE CARIBBEAN

	2008	2009	2010	2011	2012	2013	2014	2015	2016	2017	2018
Human Freedom Ranking	7.98	7.78	7.68	7.65	7.62	7.65	7.64	7.70	7.66	7.61	7.72
	39	44	48	49	49	48	49	47	49	49	45
Economic Freedom	7.59	7.47	7.42	7.34	7.34	7.40	7.39	7.44	7.39	7.31	7.62
Personal Freedom	8.36	8.08	7.94	7.96	7.89	7.89	7.89	7.96	7.92	7.91	7.82
Rule of Law	7.1	6.6	6.5	6.3	6.1	6.1	6.1	6.6	6.4	6.4	6.1
Procedural Justice	-	-	-	-	-	-	6.9	6.9	6.9	6.7	6.4
Civil Justice	-	-	-	-	-	-	6.2	6.0	6.0	5.8	5.7
Criminal Justice	-	-	-	-	-	-	6.8	6.3	6.3	6.2	6.1
Security and Safety	7.2	6.7	6.7	6.7	6.7	6.6	6.7	6.7	6.7	6.7	6.7
Homicide	1.6	0.2	0.0	0.0	0.0	0.0	0.0	0.0	0.0	0.0	0.0
Disappearance, Conflict, Terrorism	10.0	10.0	10.0	10.0	10.0	9.7	10.0	10.0	10.0	10.0	10.0
Women's Security, Safety	10.0	10.0	10.0	10.0	10.0	10.0	10.0	10.0	10.0	10.0	10.0
Movement	10.0	10.0	10.0	10.0	10.0	10.0	10.0	10.0	10.0	10.0	10.0
Freedom of Domestic Movement	10.0	10.0	10.0	10.0	10.0	10.0	10.0	10.0	10.0	10.0	10.0
Freedom of Foreign Movement	10.0	10.0	10.0	10.0	10.0	10.0	10.0	10.0	10.0	10.0	10.0
Women's Freedom of Movement	10.0	10.0	10.0	10.0	10.0	-	-	-	-	10.0	10.0
Religious Freedom	8.8	8.6	7.8	8.2	8.1	8.3	8.1	7.8	7.9	7.9	7.9
Freedom of Religion	-	-	-	-	-	-	-	-	-	-	-
Religious Organization Repression	-	-	-	-	-	-	-	-	-	-	-
Harassment and Physical Hostilities	9.9	9.8	9.4	9.7	9.7	9.7	9.6	9.4	9.4	9.4	9.4
Legal and Regulatory Restrictions	7.6	7.4	6.2	6.8	6.5	6.9	6.7	6.3	6.4	6.4	6.4
Assoc., Assembly, and Civil Soc.	-	-	-	-	-	-	-	-	-	-	-
Civil Society Entry and Exit	-	-	-	-	-	-	-	-	-	-	-
Assembly	-	-	-	-	-	-	-	-	-	-	-
Freedom to Form Political Parties	-	-	-	-	-	-	-	-	-	-	-
Autonomy of Opposition Parties	-	-	-	-	-	-	-	-	-	-	-
Civil Society Repression	-	-	-	-	-	-	-	-	-	-	-
Expression and Information	9.4	9.4	9.4	9.4	9.5	9.4	9.3	9.3	9.3	9.2	9.2
Press Killed	10.0	10.0	10.0	10.0	10.0	10.0	10.0	10.0	10.0	10.0	10.0
Press Jailed	10.0	10.0	10.0	10.0	10.0	10.0	10.0	10.0	10.0	10.0	10.0
Media Freedom	8.3	8.3	8.3	8.3	8.4	8.2	8.0	7.9	7.8	7.5	7.5
Access to Cable and Satellite	-	-	-	-	-	-	-	-	-	-	-
Freedom of Access to Frgn. Info.	-	-	-	-	-	-	-	-	-	-	-
State Control over Internet Access	-	-	-	-	-	-	-	-	-	-	-
Identity and Relationships	10.0	10.0	10.0	10.0	10.0	10.0	10.0	10.0	10.0	10.0	10.0
Legal Gender	-	-	-	-	-	-	-	-	-	-	-
Same-Sex Relationships	10.0	10.0	10.0	10.0	10.0	10.0	10.0	10.0	10.0	10.0	10.0
Divorce	10.0	10.0	10.0	10.0	10.0	10.0	10.0	10.0	10.0	10.0	10.0

BAHRAIN

MIDDLE EAST & NORTH AFRICA

Ranking

123

Score

6.18

Personal Freedom

147/162 Ranking

Score 5.19

Rule of Law	5.8
Procedural Justice	-
Civil Justice	-
Criminal Justice	-

Security and Safety	7.8
Homicide	9.8
Disappearance, Conflict, Terrorism	8.5
Women's Security, Safety	5.0

Movement	4.2
Freedom of Domestic Movement	10.0
Freedom of Foreign Movement	0.0
Women's Freedom of Movement	2.5

Religious Freedom	3.3
Freedom of Religion	0.7
Religious Organization Repression	0.1
Harassment and Physical Hostilities	8.4
Legal and Regulatory Restrictions	4.0

Assoc., Assembly, and Civil Soc.	1.0
Civil Society Entry and Exit	0.6
Assembly	0.0
Freedom to Form Political Parties	2.3
Autonomy of Opposition Parties	1.8
Civil Society Repression	0.0

Expression and Information	4.6
Press Killed	10.0
Press Jailed	0.0
Media Freedom	0.0
Access to Cable and Satellite	7.5
Freedom of Access to Frgn. Info.	7.5
State Control over Internet Access	2.5

Identity and Relationships	5.0
Legal Gender	-
Same-Sex Relationships	10.0
Divorce	0.0

Economic Freedom

70/162 Ranking

Score 7.16

Size of Government	6.6
Government Consumption	4.1
Transfer and Subsidies	8.0
Government Enterprises	10.0
Top Marginal Tax Rate	10.0
State Ownership of Assets	1.0

Legal System and Prop. Rights	4.7
Judicial Independence	4.7
Impartial Courts	5.1
Protection of Prop. Rights	6.3
Military Interference	5.0
Integrity of the Legal System	5.4
Legal Enforcement of Contracts	4.8
Regulatory Costs	9.4
Reliability of Police	9.0

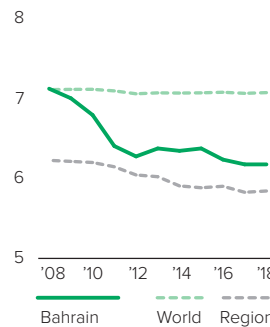
Sound Money	9.2
Money Growth	9.5
Standard Deviation of Inflation	7.6
Inflation: Most Recent Year	9.6
Freedom to Own Frgn. Currency	10.0

Freedom to Trade Int'l	7.6
Tariffs	7.9
Regulatory Trade Barriers	6.7
Black-Market Exchange Rates	10.0
Movement of Capital and People	5.6

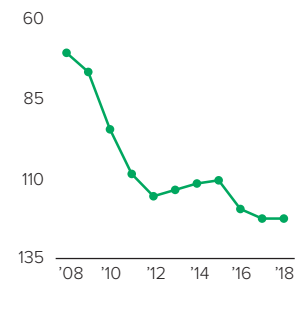
Regulation	7.7
Credit Market Regulations	7.6
Labor Market Regulations	7.9
Business Regulations	7.6

Human Freedom

Score over Time



Ranking over Time



BAHRAIN

MIDDLE EAST & NORTH AFRICA

	2008	2009	2010	2011	2012	2013	2014	2015	2016	2017	2018
Human Freedom Ranking	7.13	7.01	6.80	6.41	6.28	6.38	6.35	6.38	6.24	6.18	6.18
	71	77	95	109	116	114	112	111	120	123	123
Economic Freedom	7.35	7.14	7.18	7.29	7.14	7.18	7.22	7.23	7.13	7.18	7.16
Personal Freedom	6.91	6.88	6.41	5.53	5.41	5.57	5.47	5.53	5.35	5.18	5.19
Rule of Law	6.2	6.2	6.1	6.0	5.6	5.7	5.8	5.9	5.9	5.9	5.8
Procedural Justice	-	-	-	-	-	-	-	-	-	-	-
Civil Justice	-	-	-	-	-	-	-	-	-	-	-
Criminal Justice	-	-	-	-	-	-	-	-	-	-	-
Security and Safety	8.9	8.9	8.5	7.1	7.3	7.3	7.2	7.5	7.7	7.4	7.8
Homicide	9.8	9.6	9.6	9.8	9.9	9.8	9.8	9.8	9.8	9.8	9.8
Disappearance, Conflict, Terrorism	9.4	9.5	8.5	6.5	7.2	7.2	6.9	7.6	8.4	7.5	8.5
Women's Security, Safety	7.5	7.5	7.5	5.0	5.0	5.0	5.0	5.0	5.0	5.0	5.0
Movement	8.3	8.3	6.7	6.7	6.7	6.7	6.7	6.7	5.0	4.2	4.2
Freedom of Domestic Movement	10.0	10.0	5.0	5.0	10.0	10.0	10.0	10.0	5.0	10.0	10.0
Freedom of Foreign Movement	10.0	10.0	10.0	10.0	5.0	5.0	5.0	5.0	5.0	0.0	0.0
Women's Freedom of Movement	5.0	5.0	5.0	5.0	5.0	5.0	5.0	5.0	5.0	2.5	2.5
Religious Freedom	5.9	5.7	5.4	3.4	3.1	3.3	3.3	3.5	3.3	3.3	3.3
Freedom of Religion	3.6	3.6	3.6	0.7	0.7	0.7	0.7	0.7	0.7	0.7	0.7
Religious Organization Repression	4.9	4.9	4.9	0.8	0.5	0.5	0.1	0.1	0.1	0.1	0.1
Harassment and Physical Hostilities	9.3	8.7	8.0	7.4	7.0	7.4	7.5	8.3	8.4	8.4	8.4
Legal and Regulatory Restrictions	5.6	5.6	5.1	4.7	4.1	4.5	4.9	5.0	4.0	4.0	4.0
Assoc., Assembly, and Civil Soc.	5.0	5.0	5.0	3.7	3.2	3.1	2.6	1.9	1.4	1.4	1.0
Civil Society Entry and Exit	5.3	5.3	5.3	4.9	3.3	2.9	2.9	2.9	1.4	1.4	0.6
Assembly	5.0	5.0	5.0	2.5	2.5	2.5	0.0	0.0	0.0	0.0	0.0
Freedom to Form Political Parties	4.8	4.8	4.6	3.7	3.7	3.7	3.7	3.5	2.8	2.8	2.3
Autonomy of Opposition Parties	5.0	5.0	5.0	4.7	4.7	4.7	4.7	2.3	1.9	1.9	1.8
Civil Society Repression	5.1	5.1	5.1	2.6	2.0	1.5	1.5	1.0	1.0	1.0	0.0
Expression and Information	7.1	7.1	5.4	3.9	3.8	5.1	4.7	4.7	4.7	4.6	4.6
Press Killed	10.0	10.0	10.0	0.0	0.0	10.0	10.0	10.0	10.0	10.0	10.0
Press Jailed	10.0	10.0	0.0	2.2	2.3	0.0	0.0	0.0	0.0	0.0	0.0
Media Freedom	2.6	2.6	2.5	1.0	0.7	0.7	0.7	0.7	0.7	0.0	0.0
Access to Cable and Satellite	10.0	10.0	10.0	10.0	10.0	10.0	7.5	7.5	7.5	7.5	7.5
Freedom of Access to Frgn. Info.	6.7	6.7	6.7	7.5	7.5	7.5	7.5	7.5	7.5	7.5	7.5
State Control over Internet Access	3.3	3.3	3.3	2.5	2.5	2.5	2.5	2.5	2.5	2.5	2.5
Identity and Relationships	5.0	5.0	5.0	5.0	5.0	5.0	5.0	5.0	5.0	5.0	5.0
Legal Gender	-	-	-	-	-	-	-	-	-	-	-
Same-Sex Relationships	10.0	10.0	10.0	10.0	10.0	10.0	10.0	10.0	10.0	10.0	10.0
Divorce	0.0	0.0	0.0	0.0	0.0	0.0	0.0	0.0	0.0	0.0	0.0

BANGLADESH

SOUTH ASIA

Ranking

139

Score

5.67

Personal Freedom

141/162 Ranking

Score 5.30

Rule of Law	3.1
Procedural Justice	2.1
Civil Justice	3.8
Criminal Justice	3.3

Security and Safety	7.0
Homicide	9.0
Disappearance, Conflict, Terrorism	7.0
Women's Security, Safety	5.0

Movement	6.7
Freedom of Domestic Movement	5.0
Freedom of Foreign Movement	5.0
Women's Freedom of Movement	10.0

Religious Freedom	5.7
Freedom of Religion	5.3
Religious Organization Repression	7.1
Harassment and Physical Hostilities	6.1
Legal and Regulatory Restrictions	4.2

Assoc., Assembly, and Civil Soc.	6.3
Civil Society Entry and Exit	6.9
Assembly	7.5
Freedom to Form Political Parties	5.6
Autonomy of Opposition Parties	6.0
Civil Society Repression	5.5

Expression and Information	7.5
Press Killed	10.0
Press Jailed	10.0
Media Freedom	2.5
Access to Cable and Satellite	7.5
Freedom of Access to Frgn. Info.	7.5
State Control over Internet Access	7.5

Identity and Relationships	1.7
Legal Gender	0.0
Same-Sex Relationships	5.0
Divorce	0.0

Economic Freedom

133/162 Ranking

Score 6.04

Size of Government	8.1
Government Consumption	9.3
Transfer and Subsidies	9.7
Government Enterprises	7.0
Top Marginal Tax Rate	8.0
State Ownership of Assets	6.4

Legal System and Prop. Rights	3.0
Judicial Independence	2.9
Impartial Courts	3.7
Protection of Prop. Rights	4.9
Military Interference	4.2
Integrity of the Legal System	4.1
Legal Enforcement of Contracts	0.9
Regulatory Costs	2.7
Reliability of Police	4.2

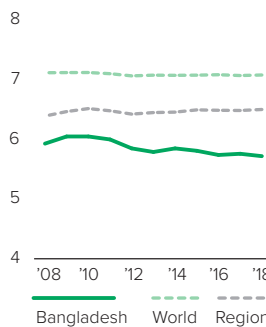
Sound Money	6.9
Money Growth	9.0
Standard Deviation of Inflation	9.8
Inflation: Most Recent Year	8.9
Freedom to Own Frgn. Currency	0.0

Freedom to Trade Int'l	5.6
Tariffs	6.3
Regulatory Trade Barriers	2.8
Black-Market Exchange Rates	10.0
Movement of Capital and People	3.1

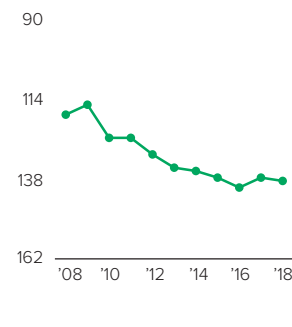
Regulation	6.6
Credit Market Regulations	7.9
Labor Market Regulations	7.1
Business Regulations	4.9

Human Freedom

Score over Time



Ranking over Time



BANGLADESH

SOUTH ASIA

	2008	2009	2010	2011	2012	2013	2014	2015	2016	2017	2018
Human Freedom Ranking	5.93	6.05	6.05	6.00	5.85	5.79	5.85	5.77	5.70	5.71	5.67
	119	116	126	126	131	135	136	138	141	138	139
Economic Freedom	6.05	6.22	6.20	6.16	6.16	6.31	6.20	6.18	6.13	6.07	6.04
Personal Freedom	5.81	5.87	5.89	5.84	5.54	5.26	5.50	5.36	5.27	5.35	5.30
Rule of Law	3.5	3.5	3.5	3.5	3.1	3.1	3.4	3.1	3.1	3.1	3.1
Procedural Justice	3.4	3.4	3.4	3.4	2.6	2.9	2.0	2.3	2.3	2.0	2.1
Civil Justice	3.2	3.2	3.2	3.2	3.6	3.9	3.9	3.7	3.7	3.9	3.8
Criminal Justice	3.8	3.8	3.8	3.8	2.9	3.3	3.3	3.4	3.4	3.4	3.3
Security and Safety	8.1	8.1	8.1	8.2	8.1	7.3	6.9	7.3	7.0	7.0	7.0
Homicide	8.9	8.9	9.0	9.0	8.9	8.9	8.9	9.0	9.1	9.1	9.0
Disappearance, Conflict, Terrorism	8.0	8.0	8.0	8.0	8.0	8.0	7.0	7.8	6.9	7.0	7.0
Women's Security, Safety	7.5	7.5	7.5	7.5	7.5	5.0	5.0	5.0	5.0	5.0	5.0
Movement	6.7	6.7	6.7	6.7	5.0	5.0	5.0	5.0	5.0	6.7	6.7
Freedom of Domestic Movement	5.0	5.0	5.0	5.0	5.0	5.0	5.0	5.0	5.0	5.0	5.0
Freedom of Foreign Movement	10.0	10.0	10.0	10.0	5.0	5.0	5.0	5.0	5.0	5.0	5.0
Women's Freedom of Movement	5.0	5.0	5.0	5.0	5.0	5.0	5.0	5.0	5.0	10.0	10.0
Religious Freedom	7.2	6.4	6.2	6.6	6.6	6.1	6.6	6.3	5.8	5.7	5.7
Freedom of Religion	8.4	7.5	7.5	7.5	7.5	5.9	5.9	5.9	5.9	5.3	5.3
Religious Organization Repression	8.1	6.5	6.0	6.0	6.0	7.2	7.2	7.2	6.8	7.0	7.1
Harassment and Physical Hostilities	7.5	6.9	6.1	7.0	7.0	6.1	7.2	7.1	6.1	6.1	6.1
Legal and Regulatory Restrictions	4.9	4.9	5.5	5.8	6.1	5.3	6.1	5.0	4.2	4.2	4.2
Assoc., Assembly, and Civil Soc.	6.3	7.5	7.8	7.3	7.2	7.0	7.4	7.3	7.2	6.7	6.3
Civil Society Entry and Exit	5.1	7.0	8.6	8.3	8.3	8.6	8.6	8.0	8.1	6.8	6.9
Assembly	7.5	7.5	7.5	5.0	5.0	5.0	7.5	7.5	7.5	7.5	7.5
Freedom to Form Political Parties	7.0	7.6	7.6	7.6	7.6	7.3	7.3	6.9	6.9	7.1	5.6
Autonomy of Opposition Parties	7.3	7.4	7.4	7.4	7.4	6.5	6.2	6.2	6.2	6.2	6.0
Civil Society Repression	4.6	8.1	7.7	8.1	8.0	7.7	7.6	7.8	7.5	6.0	5.5
Expression and Information	8.9	9.0	9.1	8.7	8.6	8.6	7.7	7.4	7.6	7.4	7.5
Press Killed	10.0	10.0	10.0	10.0	9.4	9.8	9.4	8.8	10.0	9.8	10.0
Press Jailed	9.9	10.0	9.9	10.0	10.0	9.9	9.8	9.7	9.9	9.8	10.0
Media Freedom	3.3	4.3	4.5	4.9	4.8	4.6	4.6	3.6	3.5	2.5	2.5
Access to Cable and Satellite	10.0	10.0	10.0	7.5	7.5	7.5	7.5	7.5	7.5	7.5	7.5
Freedom of Access to Frgn. Info.	10.0	10.0	10.0	10.0	10.0	10.0	7.5	7.5	7.5	7.5	7.5
State Control over Internet Access	10.0	10.0	10.0	10.0	10.0	10.0	7.5	7.5	7.5	7.5	7.5
Identity and Relationships	0.0	0.0	0.0	0.0	0.0	0.0	2.5	1.7	1.7	1.7	1.7
Legal Gender	-	-	-	-	-	-	-	0.0	0.0	0.0	0.0
Same-Sex Relationships	0.0	0.0	0.0	0.0	0.0	0.0	5.0	5.0	5.0	5.0	5.0
Divorce	0.0	0.0	0.0	0.0	0.0	0.0	0.0	0.0	0.0	0.0	0.0

BARBADOS

LATIN AMERICA & THE CARIBBEAN

Ranking

75

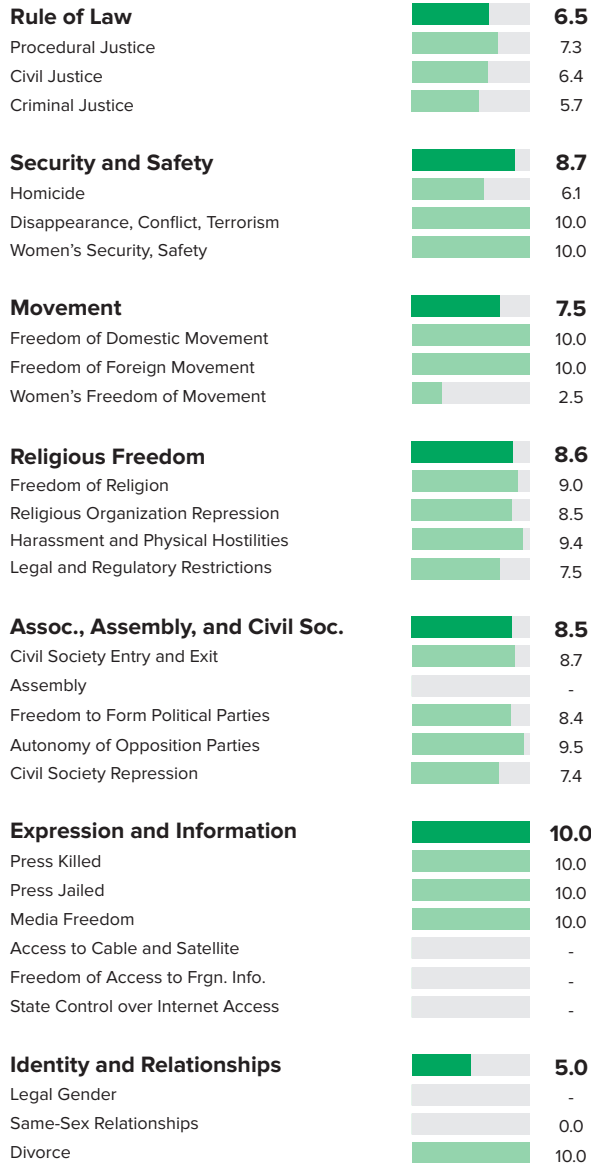
Score

6.99

Personal Freedom

54/162 Ranking

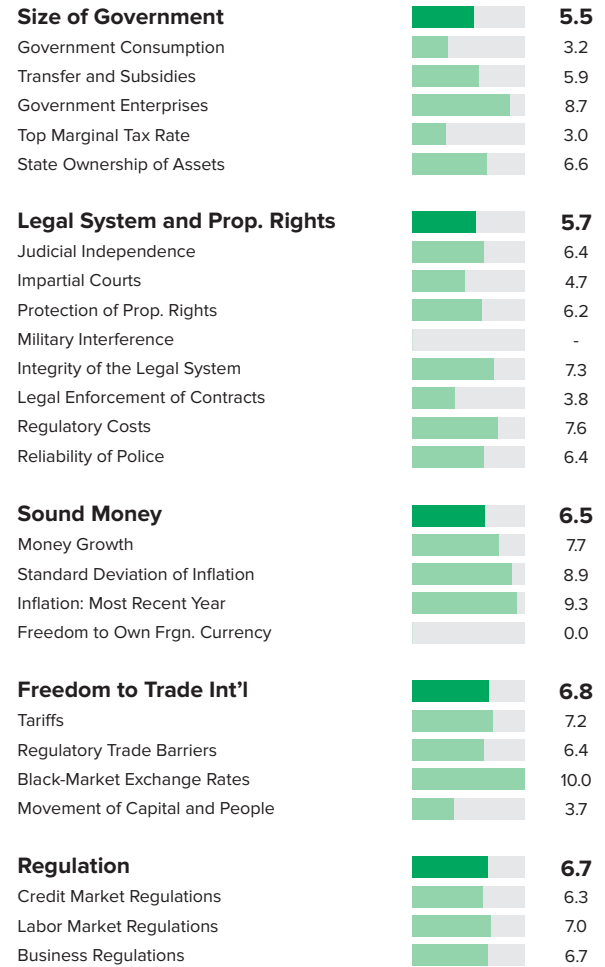
Score 7.76



Economic Freedom

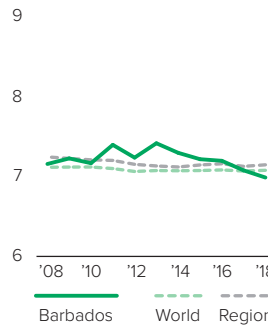
122/162 Ranking

Score 6.22

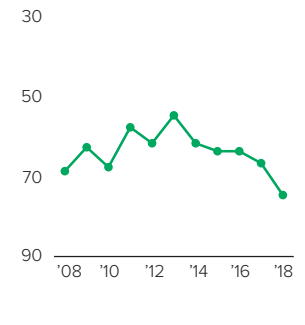


Human Freedom

Score over Time



Ranking over Time



BARBADOS

LATIN AMERICA & THE CARIBBEAN

	2008	2009	2010	2011	2012	2013	2014	2015	2016	2017	2018
Human Freedom Ranking	7.16	7.23	7.17	7.40	7.24	7.42	7.30	7.22	7.20	7.08	6.99
	69	63	68	58	62	55	62	64	64	67	75
Economic Freedom	6.03	6.21	6.22	6.64	6.32	6.70	6.46	6.36	6.30	6.33	6.22
Personal Freedom	8.29	8.24	8.11	8.15	8.15	8.14	8.13	8.08	8.10	7.82	7.76
Rule of Law	7.3	6.9	7.0	7.0	6.7	6.8	6.8	7.0	6.7	6.7	6.5
Procedural Justice	-	-	-	-	-	-	8.0	7.7	7.7	7.3	7.3
Civil Justice	-	-	-	-	-	-	6.8	6.5	6.5	6.5	6.4
Criminal Justice	-	-	-	-	-	-	6.1	5.9	5.9	5.8	5.7
Security and Safety	8.9	9.1	8.5	8.7	9.0	8.9	8.8	8.5	9.0	8.6	8.7
Homicide	6.7	7.3	5.6	6.2	6.9	6.6	6.5	5.6	6.9	5.8	6.1
Disappearance, Conflict, Terrorism	10.0	10.0	10.0	10.0	10.0	10.0	10.0	10.0	10.0	10.0	10.0
Women's Security, Safety	10.0	10.0	10.0	10.0	10.0	10.0	10.0	10.0	10.0	10.0	10.0
Movement	10.0	10.0	10.0	10.0	10.0	10.0	10.0	10.0	10.0	7.5	7.5
Freedom of Domestic Movement	10.0	10.0	10.0	10.0	10.0	10.0	10.0	10.0	10.0	10.0	10.0
Freedom of Foreign Movement	10.0	10.0	10.0	10.0	10.0	10.0	10.0	10.0	10.0	10.0	10.0
Women's Freedom of Movement	-	-	-	-	-	-	-	-	-	2.5	2.5
Religious Freedom	9.0	9.0	9.0	8.8	8.7	8.9	8.8	8.7	8.5	8.6	8.6
Freedom of Religion	8.8	8.8	8.8	8.8	8.8	8.8	8.8	8.6	8.6	9.0	9.0
Religious Organization Repression	8.5	8.5	8.5	8.5	8.5	8.5	8.5	8.5	8.5	8.5	8.5
Harassment and Physical Hostilities	9.9	9.7	9.6	9.4	9.4	9.6	9.3	9.4	9.4	9.4	9.4
Legal and Regulatory Restrictions	8.8	8.9	8.9	8.2	8.2	8.5	8.5	8.2	7.5	7.5	7.5
Assoc., Assembly, and Civil Soc.	9.1	9.1	9.1	9.1	9.1	9.1	9.1	8.8	8.9	8.9	8.5
Civil Society Entry and Exit	9.0	9.0	9.0	9.0	9.0	9.0	9.0	8.8	8.8	8.7	8.7
Assembly	-	-	-	-	-	-	-	-	-	-	-
Freedom to Form Political Parties	8.4	8.4	8.4	8.4	8.4	8.4	8.4	8.4	8.4	8.4	8.4
Autonomy of Opposition Parties	9.4	9.4	9.4	9.4	9.4	9.4	9.4	9.4	9.5	9.5	9.5
Civil Society Repression	9.4	9.4	9.4	9.4	9.4	9.4	9.4	8.7	8.7	8.7	7.4
Expression and Information	9.4	9.4	9.4	9.4	9.5	9.5	9.5	9.5	9.4	10.0	10.0
Press Killed	10.0	10.0	10.0	10.0	10.0	10.0	10.0	10.0	10.0	10.0	10.0
Press Jailed	10.0	10.0	10.0	10.0	10.0	10.0	10.0	10.0	10.0	10.0	10.0
Media Freedom	8.3	8.3	8.3	8.3	8.4	8.4	8.4	8.4	8.3	10.0	10.0
Access to Cable and Satellite	-	-	-	-	-	-	-	-	-	-	-
Freedom of Access to Frgn. Info.	-	-	-	-	-	-	-	-	-	-	-
State Control over Internet Access	-	-	-	-	-	-	-	-	-	-	-
Identity and Relationships	5.0	5.0	5.0	5.0	5.0	5.0	5.0	5.0	5.0	5.0	5.0
Legal Gender	-	-	-	-	-	-	-	-	-	-	-
Same-Sex Relationships	0.0	0.0	0.0	0.0	0.0	0.0	0.0	0.0	0.0	0.0	0.0
Divorce	10.0	10.0	10.0	10.0	10.0	10.0	10.0	10.0	10.0	10.0	10.0

BELARUS

EASTERN EUROPE

Ranking

99

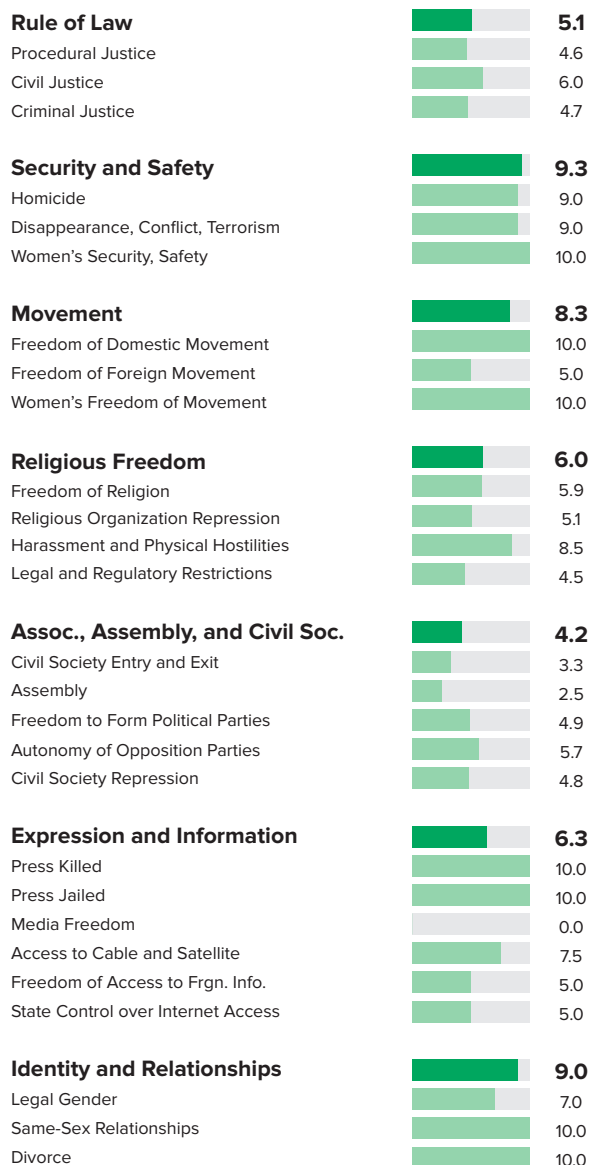
Score

6.67

Personal Freedom

85/162 Ranking

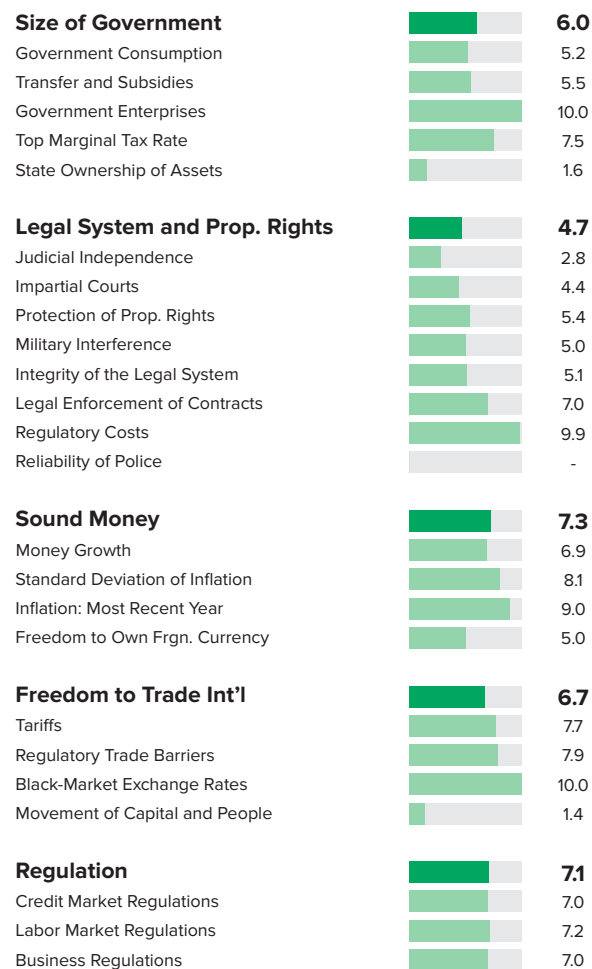
Score 6.99



Economic Freedom

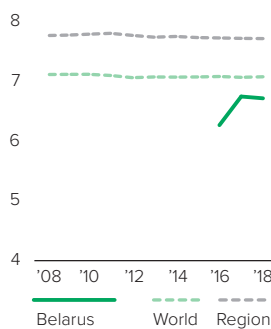
114/162 Ranking

Score 6.35

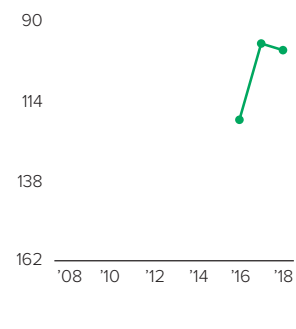


Human Freedom

Score over Time



Ranking over Time



BELARUS

EASTERN EUROPE

	2008	2009	2010	2011	2012	2013	2014	2015	2016	2017	2018
Human Freedom Ranking	-	-	-	-	-	-	-	-	6.24	6.70	6.67
	-	-	-	-	-	-	-	-	120	97	99
Economic Freedom	-	-	-	-	-	-	-	-	5.90	6.38	6.35
Personal Freedom	-	-	-	-	-	-	-	-	6.58	7.01	6.99
Rule of Law	-	-	-	-	-	-	-	-	5.1	5.1	5.1
Procedural Justice	-	-	-	-	-	-	-	-	4.5	4.6	4.6
Civil Justice	-	-	-	-	-	-	-	-	5.9	6.0	6.0
Criminal Justice	-	-	-	-	-	-	-	-	5.0	4.8	4.7
Security and Safety	-	-	-	-	-	-	-	-	9.2	9.2	9.3
Homicide	-	-	-	-	-	-	-	-	8.6	8.6	9.0
Disappearance, Conflict, Terrorism	-	-	-	-	-	-	-	-	9.0	9.0	9.0
Women's Security, Safety	-	-	-	-	-	-	-	-	10.0	10.0	10.0
Movement	-	-	-	-	-	-	-	-	5.0	8.3	8.3
Freedom of Domestic Movement	-	-	-	-	-	-	-	-	5.0	10.0	10.0
Freedom of Foreign Movement	-	-	-	-	-	-	-	-	0.0	5.0	5.0
Women's Freedom of Movement	-	-	-	-	-	-	-	-	10.0	10.0	10.0
Religious Freedom	-	-	-	-	-	-	-	-	5.9	6.0	6.0
Freedom of Religion	-	-	-	-	-	-	-	-	5.5	5.9	5.9
Religious Organization Repression	-	-	-	-	-	-	-	-	5.1	5.1	5.1
Harassment and Physical Hostilities	-	-	-	-	-	-	-	-	8.5	8.5	8.5
Legal and Regulatory Restrictions	-	-	-	-	-	-	-	-	4.5	4.5	4.5
Assoc., Assembly, and Civil Soc.	-	-	-	-	-	-	-	-	4.4	4.3	4.2
Civil Society Entry and Exit	-	-	-	-	-	-	-	-	3.4	3.2	3.3
Assembly	-	-	-	-	-	-	-	-	2.5	2.5	2.5
Freedom to Form Political Parties	-	-	-	-	-	-	-	-	5.0	5.0	4.9
Autonomy of Opposition Parties	-	-	-	-	-	-	-	-	6.5	6.5	5.7
Civil Society Repression	-	-	-	-	-	-	-	-	4.8	4.4	4.8
Expression and Information	-	-	-	-	-	-	-	-	6.5	6.7	6.3
Press Killed	-	-	-	-	-	-	-	-	10.0	10.0	10.0
Press Jailed	-	-	-	-	-	-	-	-	10.0	10.0	10.0
Media Freedom	-	-	-	-	-	-	-	-	1.6	2.5	0.0
Access to Cable and Satellite	-	-	-	-	-	-	-	-	7.5	7.5	7.5
Freedom of Access to Frgn. Info.	-	-	-	-	-	-	-	-	5.0	5.0	5.0
State Control over Internet Access	-	-	-	-	-	-	-	-	5.0	5.0	5.0
Identity and Relationships	-	-	-	-	-	-	-	-	8.2	9.0	9.0
Legal Gender	-	-	-	-	-	-	-	-	7.0	7.0	7.0
Same-Sex Relationships	-	-	-	-	-	-	-	-	10.0	10.0	10.0
Divorce	-	-	-	-	-	-	-	-	7.5	10.0	10.0

BELGIUM

WESTERN EUROPE

Ranking

25

Score

8.28

Personal Freedom

17/162 Ranking

Score 8.99

Rule of Law	7.8
Procedural Justice	8.8
Civil Justice	7.6
Criminal Justice	7.1

Security and Safety	9.8
Homicide	9.3
Disappearance, Conflict, Terrorism	10.0
Women's Security, Safety	10.0

Movement	10.0
Freedom of Domestic Movement	10.0
Freedom of Foreign Movement	10.0
Women's Freedom of Movement	10.0

Religious Freedom	7.8
Freedom of Religion	8.0
Religious Organization Repression	8.8
Harassment and Physical Hostilities	8.3
Legal and Regulatory Restrictions	6.1

Assoc., Assembly, and Civil Soc.	9.1
Civil Society Entry and Exit	8.5
Assembly	10.0
Freedom to Form Political Parties	8.3
Autonomy of Opposition Parties	9.1
Civil Society Repression	9.7

Expression and Information	10.0
Press Killed	10.0
Press Jailed	10.0
Media Freedom	10.0
Access to Cable and Satellite	10.0
Freedom of Access to Frgn. Info.	10.0
State Control over Internet Access	10.0

Identity and Relationships	9.0
Legal Gender	7.0
Same-Sex Relationships	10.0
Divorce	10.0

Economic Freedom

49/162 Ranking

Score 7.56

Size of Government	4.9
Government Consumption	2.7
Transfer and Subsidies	2.1
Government Enterprises	10.0
Top Marginal Tax Rate	1.0
State Ownership of Assets	8.7

Legal System and Prop. Rights	7.1
Judicial Independence	6.7
Impartial Courts	6.3
Protection of Prop. Rights	7.3
Military Interference	10.0
Integrity of the Legal System	7.6
Legal Enforcement of Contracts	6.5
Regulatory Costs	4.9
Reliability of Police	7.6

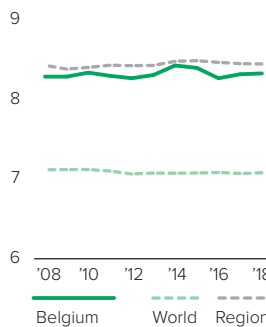
Sound Money	9.3
Money Growth	7.9
Standard Deviation of Inflation	9.8
Inflation: Most Recent Year	9.6
Freedom to Own Frgn. Currency	10.0

Freedom to Trade Int'l	8.3
Tariffs	8.1
Regulatory Trade Barriers	7.8
Black-Market Exchange Rates	10.0
Movement of Capital and People	7.2

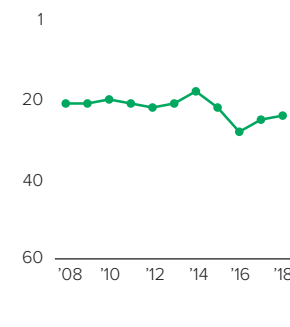
Regulation	8.2
Credit Market Regulations	9.2
Labor Market Regulations	7.4
Business Regulations	7.9

Human Freedom

Score over Time



Ranking over Time



BELGIUM

WESTERN EUROPE

	2008	2009	2010	2011	2012	2013	2014	2015	2016	2017	2018
Human Freedom Ranking	8.29	8.29	8.34	8.3	8.27	8.31	8.43	8.35	8.22	8.27	8.28
	22	22	21	22	23	22	19	23	29	26	25
Economic Freedom	7.56	7.52	7.63	7.58	7.55	7.58	7.80	7.63	7.54	7.53	7.56
Personal Freedom	9.02	9.05	9.04	9.01	8.98	9.03	9.05	9.07	8.89	9.00	8.99
Rule of Law	7.5	7.5	7.5	7.5	7.4	7.4	7.5	8.1	7.8	7.8	7.8
Procedural Justice	8.4	8.4	8.4	8.4	8.5	8.5	9.1	8.7	8.7	8.8	8.8
Civil Justice	6.8	6.8	6.8	6.8	6.9	7.2	7.6	7.3	7.3	7.6	7.6
Criminal Justice	7.2	7.2	7.2	7.2	6.7	6.7	7.6	7.2	7.2	7.2	7.1
Security and Safety	9.7	9.7	9.7	9.7	9.7	9.8	9.7	9.7	9.4	9.8	9.8
Homicide	9.2	9.3	9.3	9.2	9.3	9.3	9.3	9.2	9.4	9.3	9.3
Disappearance, Conflict, Terrorism	10.0	10.0	10.0	10.0	10.0	10.0	10.0	10.0	8.8	10.0	10.0
Women's Security, Safety	9.8	9.8	9.8	9.8	9.8	10.0	10.0	10.0	10.0	10.0	10.0
Movement	10.0	10.0	10.0	10.0	10.0	10.0	10.0	10.0	10.0	10.0	10.0
Freedom of Domestic Movement	10.0	10.0	10.0	10.0	10.0	10.0	10.0	10.0	10.0	10.0	10.0
Freedom of Foreign Movement	10.0	10.0	10.0	10.0	10.0	10.0	10.0	10.0	10.0	10.0	10.0
Women's Freedom of Movement	10.0	10.0	10.0	10.0	10.0	10.0	10.0	10.0	10.0	10.0	10.0
Religious Freedom	8.2	8.5	8.4	8.2	8.1	8.4	8.3	8.0	7.9	7.9	7.8
Freedom of Religion	9.2	9.2	9.2	9.2	9.2	9.4	9.4	8.0	8.0	8.0	8.0
Religious Organization Repression	8.8	8.8	8.8	8.8	8.8	9.3	9.3	9.2	9.2	9.2	8.8
Harassment and Physical Hostilities	8.8	9.0	8.7	8.7	8.3	8.8	8.7	8.3	8.3	8.3	8.3
Legal and Regulatory Restrictions	6.0	7.1	7.0	6.0	6.3	6.0	6.0	6.6	6.1	6.1	6.1
Assoc., Assembly, and Civil Soc.	9.2	9.2	9.2	9.2	9.2	9.3	9.3	9.2	9.2	9.3	9.1
Civil Society Entry and Exit	8.3	8.3	8.3	8.3	8.3	8.2	8.2	8.1	8.1	8.5	8.5
Assembly	10.0	10.0	10.0	10.0	10.0	10.0	10.0	10.0	10.0	10.0	10.0
Freedom to Form Political Parties	8.3	8.3	8.3	8.3	8.3	8.6	8.6	8.5	8.5	8.5	8.3
Autonomy of Opposition Parties	9.5	9.5	9.5	9.5	9.5	9.5	9.5	9.4	9.4	9.4	9.1
Civil Society Repression	10.0	10.0	10.0	10.0	10.0	10.0	10.0	10.0	10.0	9.9	9.7
Expression and Information	9.8	9.8	9.8	9.9	9.9	9.9	9.9	9.9	9.9	10.0	10.0
Press Killed	10.0	10.0	10.0	10.0	10.0	10.0	10.0	10.0	10.0	10.0	10.0
Press Jailed	10.0	10.0	10.0	10.0	10.0	10.0	10.0	10.0	10.0	10.0	10.0
Media Freedom	9.0	9.0	9.0	9.2	9.2	9.2	9.2	9.2	9.1	10.0	10.0
Access to Cable and Satellite	10.0	10.0	10.0	10.0	10.0	10.0	10.0	10.0	10.0	10.0	10.0
Freedom of Access to Frgn. Info.	10.0	10.0	10.0	10.0	10.0	10.0	10.0	10.0	10.0	10.0	10.0
State Control over Internet Access	10.0	10.0	10.0	10.0	10.0	10.0	10.0	10.0	10.0	10.0	10.0
Identity and Relationships	10.0	10.0	10.0	10.0	10.0	10.0	10.0	9.0	9.0	9.0	9.0
Legal Gender	-	-	-	-	-	-	-	7.0	7.0	7.0	7.0
Same-Sex Relationships	10.0	10.0	10.0	10.0	10.0	10.0	10.0	10.0	10.0	10.0	10.0
Divorce	10.0	10.0	10.0	10.0	10.0	10.0	10.0	10.0	10.0	10.0	10.0

BELIZE

LATIN AMERICA & THE CARIBBEAN

Ranking

80

Score

6.92

Personal Freedom

73/162 Ranking

Score 7.23

Rule of Law

Procedural Justice	4.5
Civil Justice	5.1
Criminal Justice	3.6

Security and Safety

Homicide	0.0
Disappearance, Conflict, Terrorism	10.0
Women's Security, Safety	10.0

Movement

Freedom of Domestic Movement	10.0
Freedom of Foreign Movement	10.0
Women's Freedom of Movement	2.5

Religious Freedom

Freedom of Religion	-
Religious Organization Repression	-
Harassment and Physical Hostilities	9.6
Legal and Regulatory Restrictions	8.5

Assoc., Assembly, and Civil Soc.

Civil Society Entry and Exit	-
Assembly	-
Freedom to Form Political Parties	-
Autonomy of Opposition Parties	-
Civil Society Repression	-

Expression and Information

Press Killed	10.0
Press Jailed	10.0
Media Freedom	7.5
Access to Cable and Satellite	-
Freedom of Access to Frgn. Info.	-
State Control over Internet Access	-

Identity and Relationships

Legal Gender	-
Same-Sex Relationships	10.0
Divorce	10.0

Economic Freedom

101/162 Ranking

Score 6.60

Size of Government

Government Consumption	5.8
Transfer and Subsidies	8.4
Government Enterprises	6.0
Top Marginal Tax Rate	9.0
State Ownership of Assets	-

Legal System and Prop. Rights

Judicial Independence	6.8
Impartial Courts	4.0
Protection of Prop. Rights	7.4
Military Interference	-
Integrity of the Legal System	-
Legal Enforcement of Contracts	3.3
Regulatory Costs	7.3
Reliability of Police	3.3

Sound Money

Money Growth	8.9
Standard Deviation of Inflation	9.4
Inflation: Most Recent Year	9.9
Freedom to Own Frgn. Currency	0.0

Freedom to Trade Int'l

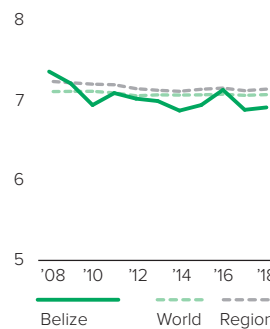
Tariffs	6.4
Regulatory Trade Barriers	5.2
Black-Market Exchange Rates	10.0
Movement of Capital and People	2.7

Regulation

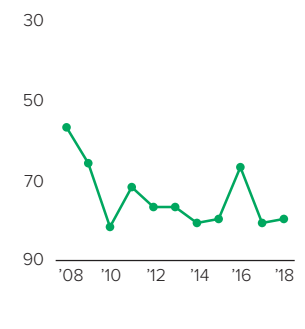
Credit Market Regulations	9.3
Labor Market Regulations	7.5
Business Regulations	6.7

Human Freedom

Score over Time



Ranking over Time



	2008	2009	2010	2011	2012	2013	2014	2015	2016	2017	2018
Human Freedom Ranking	7.37	7.22	6.95	7.10	7.03	7.00	6.88	6.95	7.14	6.89	6.92
	57	66	82	72	77	77	81	80	67	81	80
Economic Freedom	7.28	7.03	6.46	6.80	6.80	6.82	6.71	6.74	6.78	6.58	6.60
Personal Freedom	7.45	7.41	7.44	7.40	7.26	7.17	7.04	7.15	7.49	7.20	7.23
Rule of Law	5.2	5.0	5.0	4.8	4.5	4.5	3.8	4.0	4.3	4.3	4.4
Procedural Justice	-	-	-	-	-	3.5	4.2	4.8	4.8	4.5	4.5
Civil Justice	-	-	-	-	-	4.9	4.7	4.7	4.7	5.0	5.1
Criminal Justice	-	-	-	-	-	2.9	3.2	3.3	3.3	3.4	3.6
Security and Safety	6.7	6.7	6.7	6.7	6.7	6.3	6.7	6.7	6.7	6.7	6.7
Homicide	0.0	0.0	0.0	0.0	0.0	0.0	0.0	0.0	0.0	0.0	0.0
Disappearance, Conflict, Terrorism	10.0	10.0	10.0	10.0	10.0	9.0	10.0	10.0	10.0	10.0	10.0
Women's Security, Safety	10.0	10.0	10.0	10.0	10.0	10.0	10.0	10.0	10.0	10.0	10.0
Movement	10.0	10.0	10.0	10.0	10.0	10.0	10.0	10.0	10.0	7.5	7.5
Freedom of Domestic Movement	10.0	10.0	10.0	10.0	10.0	10.0	10.0	10.0	10.0	10.0	10.0
Freedom of Foreign Movement	10.0	10.0	10.0	10.0	10.0	10.0	10.0	10.0	10.0	10.0	10.0
Women's Freedom of Movement	-	-	-	-	-	-	-	-	-	2.5	2.5
Religious Freedom	9.1	9.2	9.4	9.5	9.1	9.1	8.7	9.1	9.1	9.1	9.1
Freedom of Religion	-	-	-	-	-	-	-	-	-	-	-
Religious Organization Repression	-	-	-	-	-	-	-	-	-	-	-
Harassment and Physical Hostilities	10.0	10.0	9.9	9.9	9.9	9.9	9.7	9.9	9.6	9.6	9.6
Legal and Regulatory Restrictions	8.2	8.4	8.9	9.1	8.2	8.2	7.7	8.3	8.5	8.5	8.5
Assoc., Assembly, and Civil Soc.	-	-	-	-	-	-	-	-	-	-	-
Civil Society Entry and Exit	-	-	-	-	-	-	-	-	-	-	-
Assembly	-	-	-	-	-	-	-	-	-	-	-
Freedom to Form Political Parties	-	-	-	-	-	-	-	-	-	-	-
Autonomy of Opposition Parties	-	-	-	-	-	-	-	-	-	-	-
Civil Society Repression	-	-	-	-	-	-	-	-	-	-	-
Expression and Information	9.2	9.2	9.2	9.2	9.2	9.2	9.2	9.2	9.0	9.2	9.2
Press Killed	10.0	10.0	10.0	10.0	10.0	10.0	10.0	10.0	10.0	10.0	10.0
Press Jailed	10.0	10.0	10.0	10.0	10.0	10.0	10.0	10.0	10.0	10.0	10.0
Media Freedom	7.7	7.7	7.5	7.7	7.5	7.5	7.5	7.5	7.0	7.5	7.5
Access to Cable and Satellite	-	-	-	-	-	-	-	-	-	-	-
Freedom of Access to Frgn. Info.	-	-	-	-	-	-	-	-	-	-	-
State Control over Internet Access	-	-	-	-	-	-	-	-	-	-	-
Identity and Relationships	7.5	7.5	7.5	7.5	7.5	7.5	7.5	7.5	10.0	10.0	10.0
Legal Gender	-	-	-	-	-	-	-	-	-	-	-
Same-Sex Relationships	5.0	5.0	5.0	5.0	5.0	5.0	5.0	5.0	10.0	10.0	10.0
Divorce	10.0	10.0	10.0	10.0	10.0	10.0	10.0	10.0	10.0	10.0	10.0

BENIN

SUB-SAHARAN AFRICA

Ranking

90

Score

6.81

Personal Freedom

63/162 Ranking

Score 7.41

Rule of Law		4.1
Procedural Justice		4.0
Civil Justice		4.1
Criminal Justice		4.3

Security and Safety		8.7
Homicide		9.6
Disappearance, Conflict, Terrorism		9.5
Women's Security, Safety		7.0

Movement		5.8
Freedom of Domestic Movement		5.0
Freedom of Foreign Movement		10.0
Women's Freedom of Movement		2.5

Religious Freedom		9.0
Freedom of Religion		9.3
Religious Organization Repression		8.7
Harassment and Physical Hostilities		8.6
Legal and Regulatory Restrictions		9.6

Assoc., Assembly, and Civil Soc.		8.8
Civil Society Entry and Exit		10.0
Assembly		10.0
Freedom to Form Political Parties		7.7
Autonomy of Opposition Parties		7.4
Civil Society Repression		8.9

Expression and Information		9.6
Press Killed		10.0
Press Jailed		10.0
Media Freedom		7.5
Access to Cable and Satellite		10.0
Freedom of Access to Frgn. Info.		10.0
State Control over Internet Access		10.0

Identity and Relationships		8.8
Legal Gender		-
Same-Sex Relationships		10.0
Divorce		7.5

Economic Freedom

125/162 Ranking

Score 6.20

Size of Government		6.6
Government Consumption		7.3
Transfer and Subsidies		9.8
Government Enterprises		5.5
Top Marginal Tax Rate		3.5
State Ownership of Assets		7.1

Legal System and Prop. Rights		4.7
Judicial Independence		5.0
Impartial Courts		4.5
Protection of Prop. Rights		5.3
Military Interference		-
Integrity of the Legal System		6.6
Legal Enforcement of Contracts		2.0
Regulatory Costs		6.6
Reliability of Police		6.7

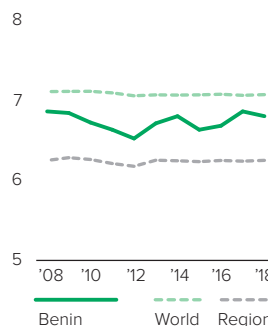
Sound Money		7.1
Money Growth		8.7
Standard Deviation of Inflation		9.8
Inflation: Most Recent Year		9.8
Freedom to Own Frgn. Currency		0.0

Freedom to Trade Int'l		5.8
Tariffs		6.8
Regulatory Trade Barriers		5.1
Black-Market Exchange Rates		10.0
Movement of Capital and People		1.4

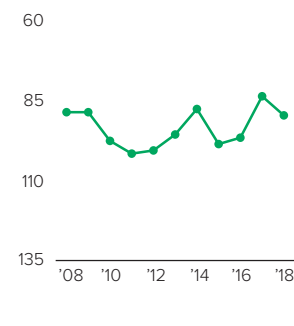
Regulation		6.8
Credit Market Regulations		6.8
Labor Market Regulations		6.3
Business Regulations		7.2

Human Freedom

Score over Time



Ranking over Time



BENIN

SUB-SAHARAN AFRICA

	2008	2009	2010	2011	2012	2013	2014	2015	2016	2017	2018
Human Freedom Ranking	6.87	6.85	6.73	6.64	6.53	6.72	6.81	6.64	6.69	6.87	6.81
Economic Freedom	6.14	6.27	6.11	6.06	5.89	6.18	6.11	5.75	6.06	6.25	6.20
Personal Freedom	7.59	7.43	7.35	7.22	7.16	7.26	7.51	7.52	7.31	7.49	7.41
Rule of Law	4.8	4.6	4.6	4.6	4.3	4.3	4.4	4.4	4.2	4.2	4.1
Procedural Justice	-	-	-	-	-	-	-	-	-	4.2	4.0
Civil Justice	-	-	-	-	-	-	-	-	-	3.8	4.1
Criminal Justice	-	-	-	-	-	-	-	-	-	4.4	4.3
Security and Safety	8.0	7.5	7.2	7.2	7.2	7.6	8.0	8.0	8.0	8.7	8.7
Homicide	7.4	7.4	7.4	7.4	7.4	7.5	7.5	7.5	7.5	9.6	9.6
Disappearance, Conflict, Terrorism	10.0	8.5	7.5	8.5	8.5	8.5	9.5	9.5	9.5	9.5	9.5
Women's Security, Safety	6.7	6.7	6.7	5.6	5.6	6.9	6.9	6.9	6.9	7.1	7.0
Movement	6.7	6.7	6.7	5.0	5.0	5.0	6.7	6.7	5.0	5.8	5.8
Freedom of Domestic Movement	10.0	10.0	10.0	10.0	0.0	0.0	5.0	5.0	0.0	5.0	5.0
Freedom of Foreign Movement	0.0	0.0	0.0	0.0	10.0	10.0	10.0	10.0	10.0	10.0	10.0
Women's Freedom of Movement	10.0	10.0	10.0	5.0	5.0	5.0	5.0	5.0	5.0	2.5	2.5
Religious Freedom	9.2	9.3	9.4	9.3	9.4	9.5	9.4	9.7	9.2	9.2	9.0
Freedom of Religion	8.0	8.0	8.0	8.0	8.5	9.1	9.1	9.6	9.6	9.6	9.3
Religious Organization Repression	9.5	9.5	9.9	9.9	9.9	9.4	9.4	9.4	9.0	8.9	8.7
Harassment and Physical Hostilities	9.6	10.0	9.7	9.6	9.3	9.6	9.9	10.0	8.6	8.6	8.6
Legal and Regulatory Restrictions	9.8	9.8	9.8	9.8	9.8	9.8	9.3	9.6	9.6	9.6	9.6
Assoc., Assembly, and Civil Soc.	8.6	8.6	8.6	9.1	9.1	8.8	8.8	8.8	9.1	9.3	8.8
Civil Society Entry and Exit	9.9	9.9	9.9	9.9	9.9	10.0	10.0	9.9	10.0	10.0	10.0
Assembly	7.5	7.5	7.5	10.0	10.0	10.0	10.0	10.0	10.0	10.0	10.0
Freedom to Form Political Parties	8.9	8.9	8.9	8.9	8.9	8.6	8.6	8.6	8.7	8.5	7.7
Autonomy of Opposition Parties	7.6	7.6	7.7	7.7	7.7	7.4	7.4	7.4	8.2	8.8	7.4
Civil Society Repression	8.9	8.9	8.9	8.9	8.9	7.9	7.9	7.8	8.5	9.2	8.9
Expression and Information	9.5	9.4	9.4	9.4	9.4	9.4	9.4	9.4	9.4	9.6	9.6
Press Killed	10.0	10.0	10.0	10.0	10.0	10.0	10.0	10.0	10.0	10.0	10.0
Press Jailed	10.0	10.0	10.0	10.0	10.0	10.0	10.0	10.0	10.0	10.0	10.0
Media Freedom	6.9	6.7	6.7	6.7	6.7	6.6	6.3	6.3	6.5	7.5	7.5
Access to Cable and Satellite	10.0	10.0	10.0	10.0	10.0	10.0	10.0	10.0	10.0	10.0	10.0
Freedom of Access to Frgn. Info.	10.0	10.0	10.0	10.0	10.0	10.0	10.0	10.0	10.0	10.0	10.0
State Control over Internet Access	10.0	10.0	10.0	10.0	10.0	10.0	10.0	10.0	10.0	10.0	10.0
Identity and Relationships	10.0	10.0	10.0	10.0	10.0	10.0	10.0	10.0	10.0	8.8	8.8
Legal Gender	-	-	-	-	-	-	-	-	-	-	-
Same-Sex Relationships	10.0	10.0	10.0	10.0	10.0	10.0	10.0	10.0	10.0	10.0	10.0
Divorce	10.0	10.0	10.0	10.0	10.0	10.0	10.0	10.0	10.0	7.5	7.5

BHUTAN

SOUTH ASIA

Ranking

108

Score

6.52

Personal Freedom

107/162 Ranking

Score 6.41

Rule of Law

Procedural Justice	6.0
Civil Justice	-
Criminal Justice	-

Security and Safety

Homicide	9.5
Disappearance, Conflict, Terrorism	9.5
Women's Security, Safety	10.0

Movement

Freedom of Domestic Movement	0.0
Freedom of Foreign Movement	0.0
Women's Freedom of Movement	10.0

Religious Freedom

Freedom of Religion	4.5
Religious Organization Repression	3.6
Harassment and Physical Hostilities	9.4
Legal and Regulatory Restrictions	5.1

Assoc., Assembly, and Civil Soc.

Civil Society Entry and Exit	5.8
Assembly	-
Freedom to Form Political Parties	6.2
Autonomy of Opposition Parties	7.6
Civil Society Repression	7.2

Expression and Information

Press Killed	10.0
Press Jailed	10.0
Media Freedom	5.0
Access to Cable and Satellite	-
Freedom of Access to Frgn. Info.	-
State Control over Internet Access	-

Identity and Relationships

Legal Gender	0.0
Same-Sex Relationships	0.0
Divorce	2.5

Economic Freedom

98/162 Ranking

Score 6.63

Size of Government

Government Consumption	3.2
Transfer and Subsidies	9.9
Government Enterprises	7.2
Top Marginal Tax Rate	8.5
State Ownership of Assets	4.5

Legal System and Prop. Rights

Judicial Independence	5.5
Impartial Courts	6.0
Protection of Prop. Rights	6.0
Military Interference	-
Integrity of the Legal System	6.8
Legal Enforcement of Contracts	7.4
Regulatory Costs	6.9
Reliability of Police	2.5

Sound Money

Money Growth	9.7
Standard Deviation of Inflation	9.1
Inflation: Most Recent Year	9.5
Freedom to Own Frgn. Currency	0.0

Freedom to Trade Int'l

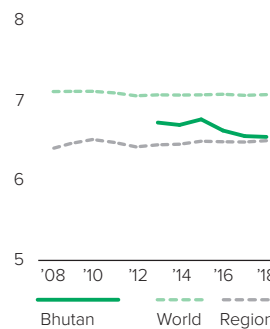
Tariffs	6.5
Regulatory Trade Barriers	7.2
Black-Market Exchange Rates	10.0
Movement of Capital and People	0.7

Regulation

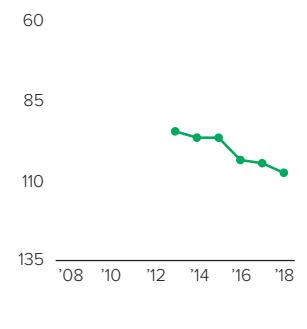
Credit Market Regulations	7.8
Labor Market Regulations	7.9
Business Regulations	7.3

Human Freedom

Score over Time



Ranking over Time



BHUTAN

SOUTH ASIA

	2008	2009	2010	2011	2012	2013	2014	2015	2016	2017	2018
Human Freedom Ranking	-	-	-	-	-	6.73	6.70	6.70	6.56	6.54	6.52
	-	-	-	-	-	95	97	97	104	105	108
Economic Freedom	-	-	-	-	-	6.66	6.68	6.88	6.81	6.64	6.63
Personal Freedom	-	-	-	-	-	6.79	6.72	6.52	6.31	6.43	6.41
Rule of Law	-	-	-	-	-	5.6	5.7	6.1	6.0	6.2	6.0
Procedural Justice	-	-	-	-	-	-	-	-	-	-	-
Civil Justice	-	-	-	-	-	-	-	-	-	-	-
Criminal Justice	-	-	-	-	-	-	-	-	-	-	-
Security and Safety	-	-	-	-	-	8.6	8.8	8.8	8.8	9.6	9.7
Homicide	-	-	-	-	-	8.7	9.4	9.4	9.5	9.4	9.5
Disappearance, Conflict, Terrorism	-	-	-	-	-	9.5	9.5	9.5	9.5	9.5	9.5
Women's Security, Safety	-	-	-	-	-	7.5	7.5	7.5	7.5	10.0	10.0
Movement	-	-	-	-	-	8.3	6.7	5.0	3.3	3.3	3.3
Freedom of Domestic Movement	-	-	-	-	-	10.0	5.0	5.0	0.0	0.0	0.0
Freedom of Foreign Movement	-	-	-	-	-	5.0	5.0	0.0	0.0	0.0	0.0
Women's Freedom of Movement	-	-	-	-	-	10.0	10.0	10.0	10.0	10.0	10.0
Religious Freedom	-	-	-	-	-	5.8	6.0	5.9	5.8	5.8	5.7
Freedom of Religion	-	-	-	-	-	4.3	4.7	4.8	5.1	5.1	4.5
Religious Organization Repression	-	-	-	-	-	3.8	3.8	3.8	3.6	3.5	3.6
Harassment and Physical Hostilities	-	-	-	-	-	9.0	8.9	9.3	9.4	9.4	9.4
Legal and Regulatory Restrictions	-	-	-	-	-	6.0	6.4	5.9	5.1	5.1	5.1
Assoc., Assembly, and Civil Soc.	-	-	-	-	-	6.4	6.4	6.4	6.3	6.5	6.7
Civil Society Entry and Exit	-	-	-	-	-	5.4	5.4	5.4	5.2	5.2	5.8
Assembly	-	-	-	-	-	-	-	-	-	-	-
Freedom to Form Political Parties	-	-	-	-	-	6.4	6.4	6.4	6.2	6.1	6.2
Autonomy of Opposition Parties	-	-	-	-	-	7.8	7.8	7.8	7.7	7.6	7.6
Civil Society Repression	-	-	-	-	-	6.2	6.2	6.2	6.2	7.1	7.2
Expression and Information	-	-	-	-	-	8.1	8.1	8.2	8.2	8.3	8.3
Press Killed	-	-	-	-	-	10.0	10.0	10.0	10.0	10.0	10.0
Press Jailed	-	-	-	-	-	10.0	10.0	10.0	10.0	10.0	10.0
Media Freedom	-	-	-	-	-	4.4	4.4	4.5	4.5	5.0	5.0
Access to Cable and Satellite	-	-	-	-	-	-	-	-	-	-	-
Freedom of Access to Frgn. Info.	-	-	-	-	-	-	-	-	-	-	-
State Control over Internet Access	-	-	-	-	-	-	-	-	-	-	-
Identity and Relationships	-	-	-	-	-	3.8	3.8	2.5	2.5	0.8	0.8
Legal Gender	-	-	-	-	-	-	-	0.0	0.0	0.0	0.0
Same-Sex Relationships	-	-	-	-	-	0.0	0.0	0.0	0.0	0.0	0.0
Divorce	-	-	-	-	-	7.5	7.5	7.5	7.5	2.5	2.5

BOLIVIA

LATIN AMERICA & THE CARIBBEAN

Ranking

91

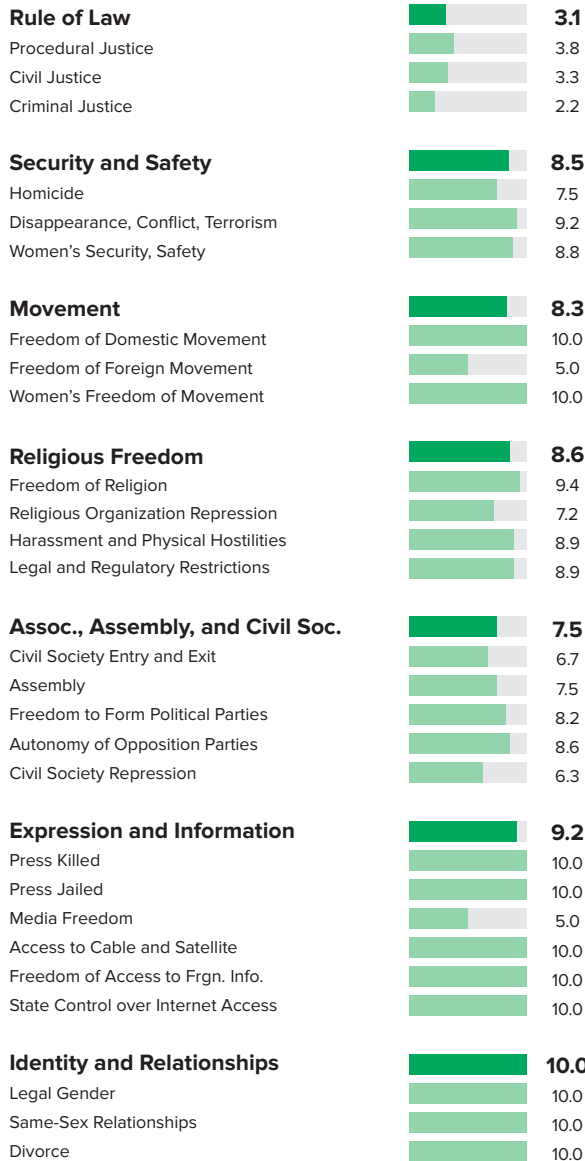
Score

6.78

Personal Freedom

71/162 Ranking

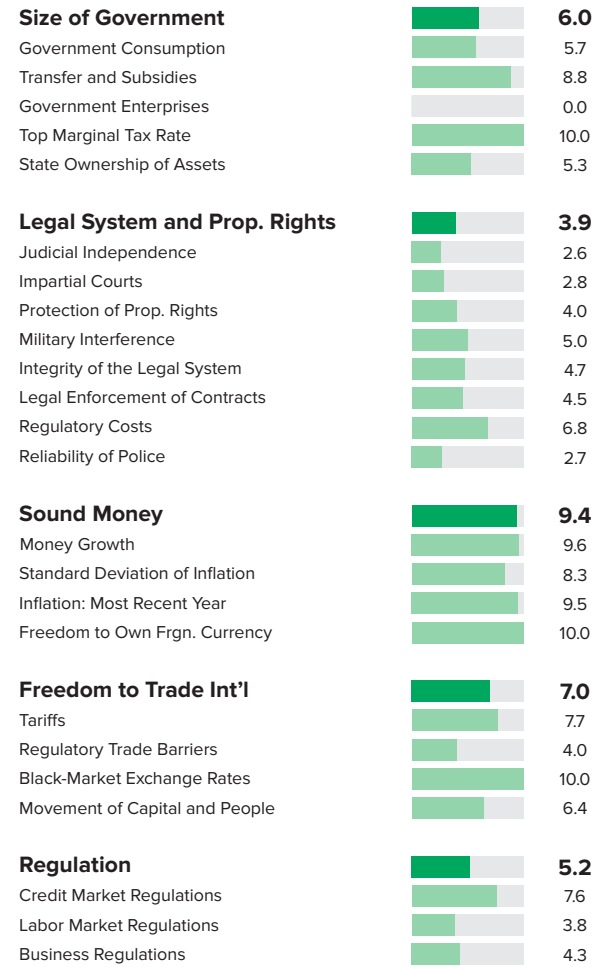
Score 7.26



Economic Freedom

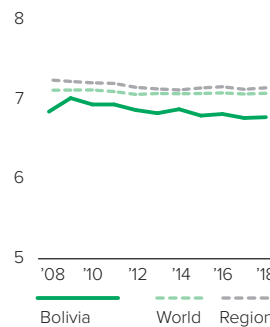
116/162 Ranking

Score 6.30

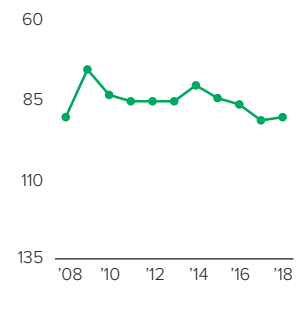


Human Freedom

Score over Time



Ranking over Time



BOLIVIA

LATIN AMERICA & THE CARIBBEAN

	2008	2009	2010	2011	2012	2013	2014	2015	2016	2017	2018
Human Freedom Ranking	6.85	7.02	6.94	6.94	6.87	6.83	6.88	6.80	6.82	6.77	6.78
Economic Freedom	6.19	6.39	6.37	6.31	6.38	6.39	6.24	6.10	6.27	6.27	6.30
Personal Freedom	7.51	7.64	7.50	7.57	7.35	7.27	7.51	7.50	7.36	7.27	7.26
Rule of Law	3.7	3.7	3.7	3.7	3.3	3.3	3.8	3.5	3.1	3.1	3.1
Procedural Justice	4.4	4.4	4.4	4.4	4.2	5.1	4.6	3.7	3.7	3.9	3.8
Civil Justice	3.8	3.8	3.8	3.8	3.4	3.7	3.5	3.4	3.4	3.5	3.3
Criminal Justice	2.8	2.8	2.8	2.8	2.3	2.5	2.4	2.1	2.1	2.1	2.2
Security and Safety	8.5	8.5	8.0	8.0	8.1	7.8	7.8	8.2	8.2	8.6	8.5
Homicide	6.5	6.6	4.9	5.1	5.2	6.4	6.4	7.5	7.5	7.5	7.5
Disappearance, Conflict, Terrorism	9.0	9.0	9.0	9.0	9.0	9.5	9.5	9.5	9.5	9.5	9.2
Women's Security, Safety	10.0	10.0	10.0	10.0	10.0	7.5	7.5	7.5	7.5	8.8	8.8
Movement	10.0	10.0	10.0	10.0	8.3	8.3	10.0	10.0	10.0	8.3	8.3
Freedom of Domestic Movement	10.0	10.0	10.0	10.0	10.0	10.0	10.0	10.0	10.0	10.0	10.0
Freedom of Foreign Movement	10.0	10.0	10.0	10.0	5.0	5.0	10.0	10.0	10.0	5.0	5.0
Women's Freedom of Movement	10.0	10.0	10.0	10.0	10.0	10.0	10.0	10.0	10.0	10.0	10.0
Religious Freedom	8.1	8.8	9.1	9.1	9.1	9.1	9.1	8.9	8.8	8.6	8.6
Freedom of Religion	7.3	8.1	9.0	9.0	9.0	9.0	9.0	9.5	9.4	9.4	9.4
Religious Organization Repression	7.3	8.7	8.8	8.8	8.8	8.8	8.8	7.8	7.8	7.4	7.2
Harassment and Physical Hostilities	9.7	9.8	9.7	9.8	9.9	9.8	9.6	8.9	8.9	8.9	8.9
Legal and Regulatory Restrictions	8.0	8.8	8.9	9.0	8.8	8.7	9.1	9.5	8.9	8.9	8.9
Assoc., Assembly, and Civil Soc.	7.7	7.7	7.6	8.6	8.5	8.4	7.9	7.8	7.7	7.5	7.5
Civil Society Entry and Exit	7.9	7.9	7.7	7.6	7.5	7.3	7.1	7.0	6.7	6.7	6.7
Assembly	5.0	5.0	5.0	10.0	10.0	10.0	7.5	7.5	7.5	7.5	7.5
Freedom to Form Political Parties	8.7	8.7	8.7	8.7	8.7	8.7	8.7	8.7	8.5	8.5	8.2
Autonomy of Opposition Parties	9.3	9.3	9.3	9.3	9.3	9.7	9.7	9.7	9.8	8.5	8.6
Civil Society Repression	7.8	7.8	7.4	7.3	7.0	6.3	6.3	5.9	6.0	6.3	6.3
Expression and Information	8.7	9.3	9.2	8.6	9.2	9.2	9.2	9.1	9.1	9.2	9.2
Press Killed	6.5	10.0	10.0	6.7	10.0	10.0	10.0	10.0	10.0	10.0	10.0
Press Jailed	10.0	10.0	10.0	10.0	10.0	10.0	10.0	10.0	10.0	10.0	10.0
Media Freedom	5.8	5.7	5.2	5.1	4.9	4.9	5.0	4.9	4.5	5.0	5.0
Access to Cable and Satellite	10.0	10.0	10.0	10.0	10.0	10.0	10.0	10.0	10.0	10.0	10.0
Freedom of Access to Frgn. Info.	10.0	10.0	10.0	10.0	10.0	10.0	10.0	10.0	10.0	10.0	10.0
State Control over Internet Access	10.0	10.0	10.0	10.0	10.0	10.0	10.0	10.0	10.0	10.0	10.0
Identity and Relationships	10.0	10.0	10.0	10.0	10.0	10.0	10.0	10.0	10.0	10.0	10.0
Legal Gender	-	-	-	-	-	-	-	10.0	10.0	10.0	10.0
Same-Sex Relationships	10.0	10.0	10.0	10.0	10.0	10.0	10.0	10.0	10.0	10.0	10.0
Divorce	10.0	10.0	10.0	10.0	10.0	10.0	10.0	10.0	10.0	10.0	10.0

BOSNIA AND HERZEGOVINA

EASTERN EUROPE

Ranking

59

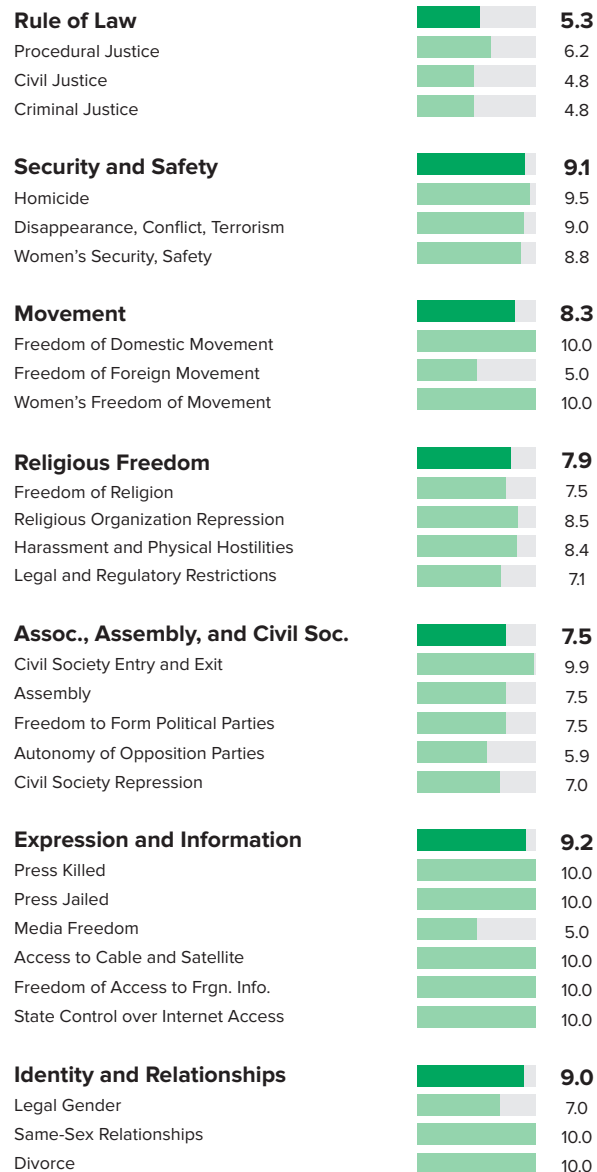
Score

7.34

Personal Freedom

51/162 Ranking

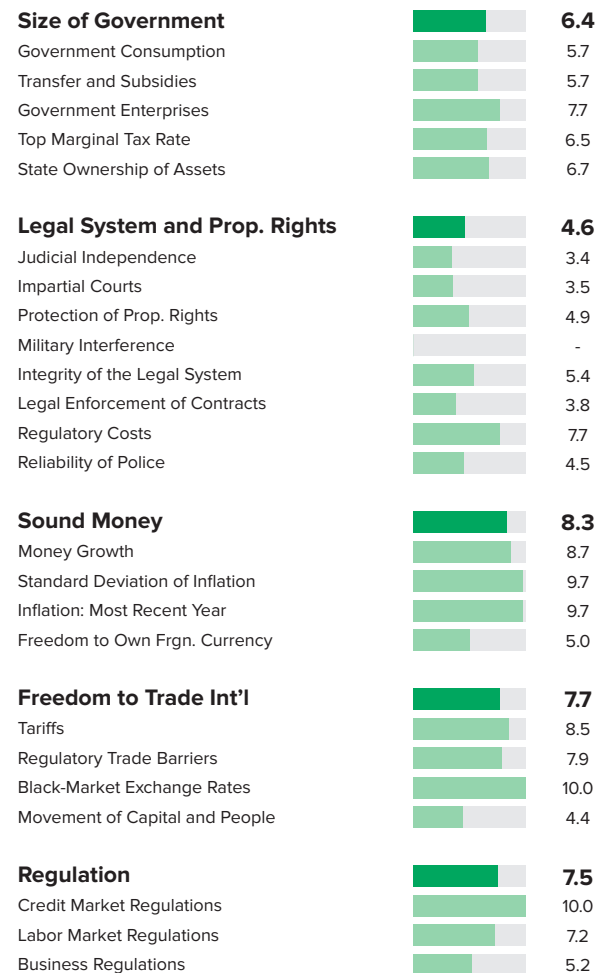
Score 7.78



Economic Freedom

82/162 Ranking

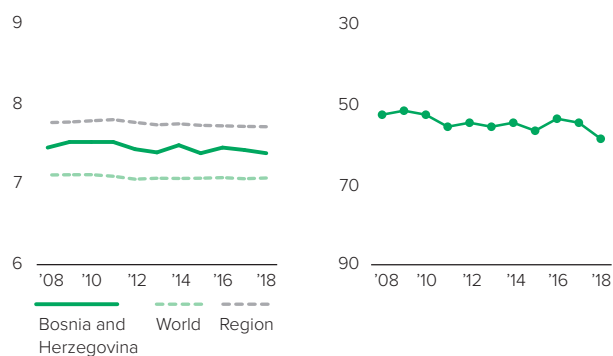
Score 6.90



Human Freedom

Score over Time

Ranking over Time



BOSNIA AND HERZEGOVINA

EASTERN EUROPE

	2008	2009	2010	2011	2012	2013	2014	2015	2016	2017	2018
Human Freedom Ranking	7.46	7.53	7.53	7.53	7.44	7.40	7.49	7.34	7.41	7.38	7.34
	53	52	53	56	55	56	55	57	54	55	59
Economic Freedom	6.77	6.74	6.74	7.00	6.94	6.89	6.96	6.91	6.88	6.89	6.90
Personal Freedom	8.15	8.31	8.31	8.05	7.93	7.90	8.01	7.76	7.93	7.86	7.78
Rule of Law	6.1	6.1	6.1	6.1	5.7	5.7	5.7	5.8	5.5	5.5	5.3
Procedural Justice	7.0	7.0	7.0	7.0	6.9	6.7	6.9	6.3	6.3	6.6	6.2
Civil Justice	5.0	5.0	5.0	5.0	4.8	5.2	5.0	5.0	5.0	5.1	4.8
Criminal Justice	6.2	6.2	6.2	6.2	5.4	5.1	5.6	5.1	5.1	5.0	4.8
Security and Safety	9.6	9.6	9.6	8.8	8.8	8.8	8.8	8.7	8.7	9.1	9.1
Homicide	9.3	9.2	9.4	9.4	9.3	9.5	9.4	9.4	9.5	9.5	9.5
Disappearance, Conflict, Terrorism	9.4	9.5	9.4	9.5	9.5	9.5	9.5	9.4	9.0	9.0	9.0
Women's Security, Safety	10.0	10.0	10.0	7.5	7.5	7.5	7.5	7.5	7.5	8.8	8.8
Movement	6.7	8.3	8.3	6.7	6.7	6.7	8.3	6.7	10.0	8.3	8.3
Freedom of Domestic Movement	0.0	5.0	5.0	10.0	0.0	0.0	5.0	5.0	10.0	10.0	10.0
Freedom of Foreign Movement	10.0	10.0	10.0	0.0	10.0	10.0	10.0	5.0	10.0	5.0	5.0
Women's Freedom of Movement	10.0	10.0	10.0	10.0	10.0	10.0	10.0	10.0	10.0	10.0	10.0
Religious Freedom	8.5	8.5	8.4	8.3	8.2	8.0	8.2	8.2	7.9	7.9	7.9
Freedom of Religion	8.6	8.6	8.6	8.6	8.6	7.5	7.5	7.5	7.5	7.4	7.5
Religious Organization Repression	8.8	8.8	8.8	8.8	8.8	8.8	8.8	8.8	8.6	8.6	8.5
Harassment and Physical Hostilities	8.7	8.8	8.7	8.2	8.0	8.1	8.4	8.3	8.4	8.4	8.4
Legal and Regulatory Restrictions	7.7	7.8	7.5	7.7	7.4	7.4	8.0	8.1	7.1	7.1	7.1
Assoc., Assembly, and Civil Soc.	8.6	8.5	8.6	8.9	8.9	8.7	8.2	8.1	7.9	7.8	7.5
Civil Society Entry and Exit	10.0	10.0	10.0	10.0	10.0	10.0	10.0	9.7	9.9	9.9	9.9
Assembly	-	-	-	10.0	10.0	10.0	7.5	7.5	7.5	7.5	7.5
Freedom to Form Political Parties	8.0	8.0	8.2	8.2	8.2	7.9	7.9	7.9	7.8	7.6	7.5
Autonomy of Opposition Parties	7.7	7.7	7.7	8.1	8.1	7.5	7.5	7.5	6.0	5.9	5.9
Civil Society Repression	8.8	8.4	8.4	8.4	8.4	8.2	8.2	7.9	8.1	8.1	7.0
Expression and Information	8.6	8.5	8.5	9.3	9.3	9.2	9.2	9.2	9.2	9.2	9.2
Press Killed	10.0	10.0	10.0	10.0	10.0	10.0	10.0	10.0	10.0	10.0	10.0
Press Jailed	10.0	10.0	10.0	10.0	10.0	10.0	10.0	10.0	10.0	10.0	10.0
Media Freedom	5.8	5.6	5.6	5.6	5.6	5.5	5.3	5.5	5.3	5.0	5.0
Access to Cable and Satellite	-	-	-	10.0	10.0	10.0	10.0	10.0	10.0	10.0	10.0
Freedom of Access to Frgn. Info.	-	-	-	10.0	10.0	10.0	10.0	10.0	10.0	10.0	10.0
State Control over Internet Access	-	-	-	10.0	10.0	10.0	10.0	10.0	10.0	10.0	10.0
Identity and Relationships	10.0	10.0	10.0	10.0	10.0	10.0	10.0	9.0	9.0	9.0	9.0
Legal Gender	-	-	-	-	-	-	-	7.0	7.0	7.0	7.0
Same-Sex Relationships	10.0	10.0	10.0	10.0	10.0	10.0	10.0	10.0	10.0	10.0	10.0
Divorce	10.0	10.0	10.0	10.0	10.0	10.0	10.0	10.0	10.0	10.0	10.0

BOTSWANA

SUB-SAHARAN AFRICA

Ranking

58

Score

7.35

Personal Freedom

78/162 Ranking

Score 7.10

Rule of Law		5.7
Procedural Justice		5.2
Civil Justice		6.1
Criminal Justice		5.9

Security and Safety		7.6
Homicide		4.0
Disappearance, Conflict, Terrorism		10.0
Women's Security, Safety		8.8

Movement		7.5
Freedom of Domestic Movement		10.0
Freedom of Foreign Movement		10.0
Women's Freedom of Movement		2.5

Religious Freedom		8.7
Freedom of Religion		9.0
Religious Organization Repression		7.7
Harassment and Physical Hostilities		9.8
Legal and Regulatory Restrictions		8.2

Assoc., Assembly, and Civil Soc.		8.2
Civil Society Entry and Exit		7.7
Assembly		-
Freedom to Form Political Parties		9.0
Autonomy of Opposition Parties		8.9
Civil Society Repression		7.4

Expression and Information		8.3
Press Killed		10.0
Press Jailed		10.0
Media Freedom		5.0
Access to Cable and Satellite		-
Freedom of Access to Frgn. Info.		-
State Control over Internet Access		-

Identity and Relationships		5.0
Legal Gender		10.0
Same-Sex Relationships		0.0
Divorce		5.0

Economic Freedom

43/162 Ranking

Score 7.60

Size of Government		6.7
Government Consumption		3.7
Transfer and Subsidies		8.9
Government Enterprises		7.5
Top Marginal Tax Rate		9.0
State Ownership of Assets		4.2

Legal System and Prop. Rights		6.1
Judicial Independence		5.9
Impartial Courts		5.6
Protection of Prop. Rights		6.3
Military Interference		8.3
Integrity of the Legal System		6.5
Legal Enforcement of Contracts		3.1
Regulatory Costs		7.8
Reliability of Police		6.3

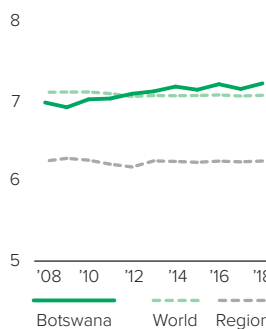
Sound Money		9.4
Money Growth		9.8
Standard Deviation of Inflation		8.2
Inflation: Most Recent Year		9.4
Freedom to Own Frgn. Currency		10.0

Freedom to Trade Int'l		7.9
Tariffs		5.8
Regulatory Trade Barriers		7.4
Black-Market Exchange Rates		10.0
Movement of Capital and People		8.5

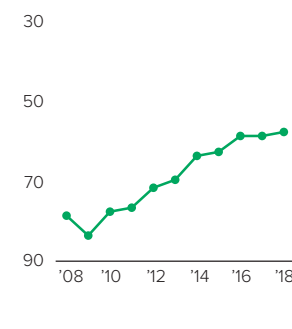
Regulation		8.0
Credit Market Regulations		9.1
Labor Market Regulations		7.4
Business Regulations		7.6

Human Freedom

Score over Time



Ranking over Time



BOTSWANA

SUB-SAHARAN AFRICA

	2008	2009	2010	2011	2012	2013	2014	2015	2016	2017	2018
Human Freedom Ranking	6.99	6.93	7.03	7.04	7.10	7.13	7.19	7.23	7.29	7.29	7.35
	79	84	78	77	72	70	64	63	59	59	58
Economic Freedom	6.95	6.80	7.03	7.24	7.33	7.39	7.43	7.47	7.50	7.55	7.60
Personal Freedom	7.03	7.06	7.03	6.83	6.87	6.87	6.95	6.98	7.08	7.02	7.10
Rule of Law	6.2	6.2	6.2	6.2	5.7	5.7	5.6	5.2	5.6	5.6	5.7
Procedural Justice	4.8	4.8	4.8	4.8	4.7	4.5	4.1	5.3	5.3	5.3	5.2
Civil Justice	6.5	6.5	6.5	6.5	6.1	6.1	6.2	6.1	6.1	6.0	6.1
Criminal Justice	7.2	7.2	7.2	7.2	6.3	6.1	5.2	5.5	5.5	5.7	5.9
Security and Safety	7.2	7.2	7.2	7.2	7.2	7.2	7.2	7.2	7.2	7.6	7.6
Homicide	4.2	4.2	4.0	4.0	4.0	4.0	4.0	4.0	4.0	4.0	4.0
Disappearance, Conflict, Terrorism	10.0	10.0	10.0	10.0	10.0	10.0	10.0	10.0	10.0	10.0	10.0
Women's Security, Safety	7.5	7.5	7.5	7.5	7.5	7.5	7.5	7.5	7.5	8.8	8.8
Movement	8.3	8.3	8.3	6.7	8.3	8.3	8.3	8.3	8.3	7.5	7.5
Freedom of Domestic Movement	10.0	10.0	10.0	10.0	10.0	10.0	10.0	10.0	10.0	10.0	10.0
Freedom of Foreign Movement	5.0	5.0	5.0	5.0	10.0	10.0	10.0	10.0	10.0	10.0	10.0
Women's Freedom of Movement	10.0	10.0	10.0	5.0	5.0	5.0	5.0	5.0	5.0	2.5	2.5
Religious Freedom	8.9	9.1	9.0	9.3	9.2	9.0	8.9	8.9	8.8	8.3	8.7
Freedom of Religion	8.5	8.5	8.5	8.5	8.6	8.3	8.3	8.8	8.8	7.2	9.0
Religious Organization Repression	8.9	8.9	9.3	9.3	9.3	8.4	8.4	8.2	8.2	7.8	7.7
Harassment and Physical Hostilities	9.9	10.0	9.9	10.0	9.5	10.0	9.9	10.0	9.8	9.8	9.8
Legal and Regulatory Restrictions	8.3	9.1	8.5	9.2	9.4	9.2	9.1	8.5	8.2	8.2	8.2
Assoc., Assembly, and Civil Soc.	8.7	8.9	8.8	8.8	8.8	9.1	9.5	9.2	9.2	8.1	8.2
Civil Society Entry and Exit	8.8	9.7	9.7	9.7	9.7	10.0	10.0	10.0	10.0	7.3	7.7
Assembly	7.5	7.5	7.5	7.5	7.5	7.5	-	-	-	-	-
Freedom to Form Political Parties	9.2	9.2	9.2	9.2	9.2	9.0	8.9	9.0	9.0	9.0	9.0
Autonomy of Opposition Parties	8.4	8.4	8.4	8.4	8.4	9.3	9.3	9.2	9.2	9.2	8.9
Civil Society Repression	9.4	9.4	9.4	9.4	9.4	9.6	9.6	8.5	8.4	6.9	7.4
Expression and Information	8.3	8.2	8.2	7.7	7.7	7.7	8.5	8.5	8.5	8.3	8.3
Press Killed	10.0	10.0	10.0	10.0	10.0	10.0	10.0	10.0	10.0	10.0	10.0
Press Jailed	10.0	10.0	10.0	10.0	10.0	10.0	10.0	10.0	10.0	10.0	10.0
Media Freedom	6.4	6.0	6.0	6.0	6.0	6.0	5.6	5.6	5.6	5.0	5.0
Access to Cable and Satellite	6.7	6.7	6.7	7.5	7.5	7.5	-	-	-	-	-
Freedom of Access to Frgn. Info.	6.7	6.7	6.7	5.0	5.0	5.0	-	-	-	-	-
State Control over Internet Access	10.0	10.0	10.0	7.5	7.5	7.5	-	-	-	-	-
Identity and Relationships	2.5	2.5	2.5	2.5	2.5	2.5	2.5	4.0	4.0	5.0	5.0
Legal Gender	-	-	-	-	-	-	-	7.0	7.0	10.0	10.0
Same-Sex Relationships	0.0	0.0	0.0	0.0	0.0	0.0	0.0	0.0	0.0	0.0	0.0
Divorce	5.0	5.0	5.0	5.0	5.0	5.0	5.0	5.0	5.0	5.0	5.0

BRAZIL

LATIN AMERICA & THE CARIBBEAN

Ranking

88

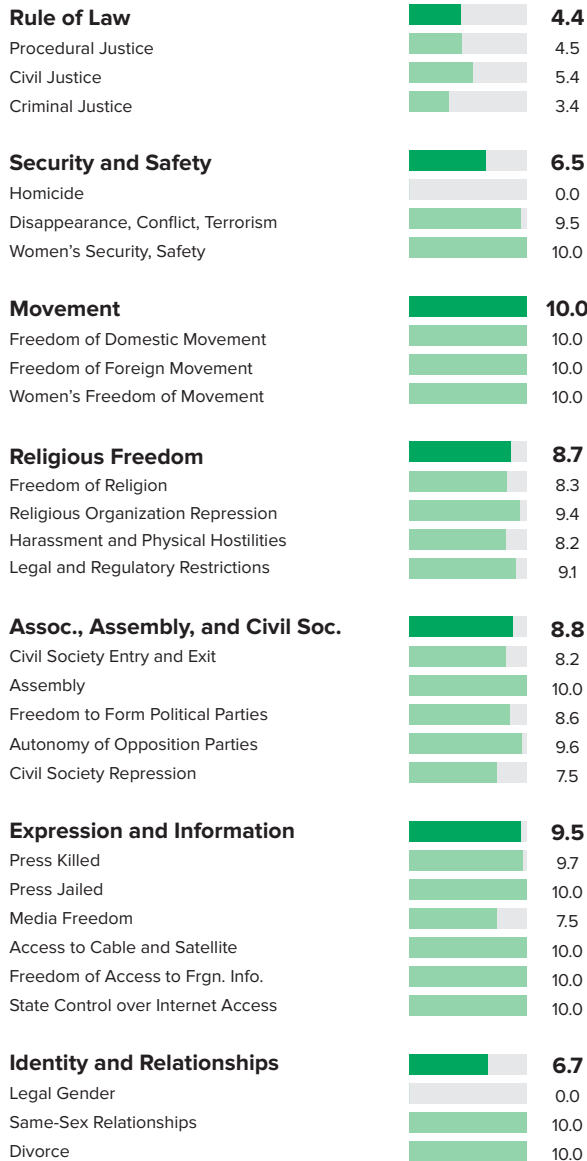
Score

6.83

Personal Freedom

78/162 Ranking

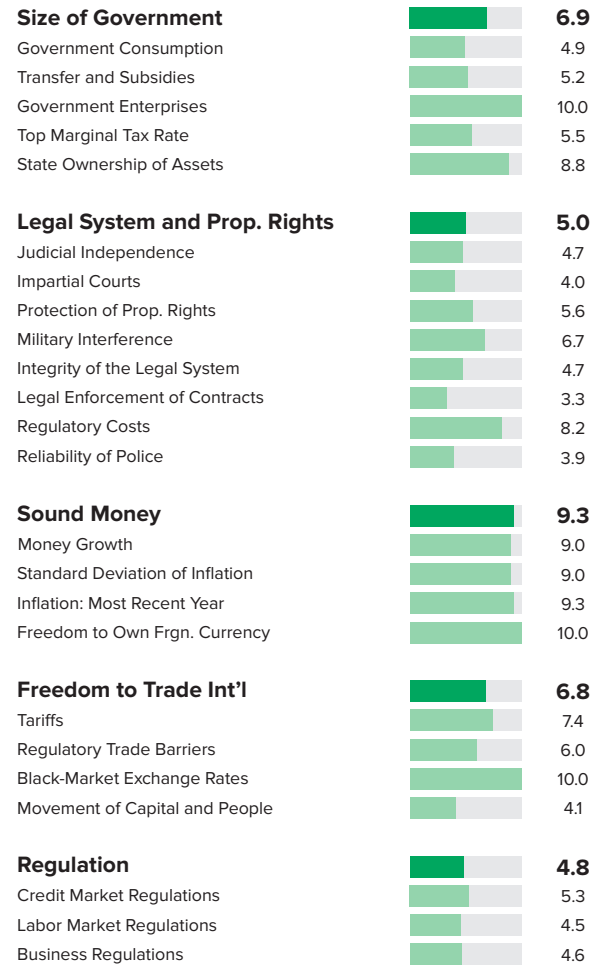
Score 7.10



Economic Freedom

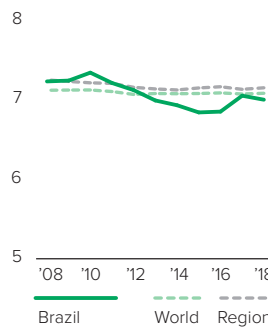
105/162 Ranking

Score 6.56



Human Freedom

Score over Time



Ranking over Time



BRAZIL

LATIN AMERICA & THE CARIBBEAN

	2008	2009	2010	2011	2012	2013	2014	2015	2016	2017	2018
Human Freedom Ranking	7.23	7.24	7.34	7.21	7.12	6.99	6.93	6.68	6.68	6.89	6.83
	66	62	60	65	68	78	79	98	98	81	88
Economic Freedom	6.50	6.49	6.66	6.68	6.63	6.50	6.40	6.20	6.45	6.54	6.56
Personal Freedom	7.95	7.99	8.01	7.74	7.61	7.48	7.46	7.15	6.91	7.23	7.10
Rule of Law	5.5	5.5	5.5	5.5	4.8	4.8	4.7	4.8	4.7	4.7	4.4
Procedural Justice	6.1	6.1	6.1	6.1	5.5	5.0	5.2	5.0	5.0	4.7	4.5
Civil Justice	5.5	5.5	5.5	5.5	5.1	5.3	5.3	5.3	5.3	5.5	5.4
Criminal Justice	4.9	4.9	4.9	4.9	3.7	3.7	3.9	3.7	3.7	3.5	3.4
Security and Safety	6.8	7.0	7.1	6.0	6.2	5.8	5.8	5.8	5.5	6.7	6.5
Homicide	0.5	0.9	1.2	0.3	0.0	0.0	0.0	0.0	0.0	0.0	0.0
Disappearance, Conflict, Terrorism	10.0	10.0	10.0	9.0	10.0	10.0	10.0	10.0	9.0	10.0	9.5
Women's Security, Safety	10.0	10.0	10.0	8.8	8.8	7.5	7.5	7.5	7.5	10.0	10.0
Movement	10.0	10.0	10.0	10.0	10.0	10.0	10.0	10.0	10.0	10.0	10.0
Freedom of Domestic Movement	10.0	10.0	10.0	10.0	10.0	10.0	10.0	10.0	10.0	10.0	10.0
Freedom of Foreign Movement	10.0	10.0	10.0	10.0	10.0	10.0	10.0	10.0	10.0	10.0	10.0
Women's Freedom of Movement	10.0	10.0	10.0	10.0	10.0	10.0	10.0	10.0	10.0	10.0	10.0
Religious Freedom	9.5	9.6	9.5	9.6	9.6	9.4	9.4	9.4	8.8	8.8	8.7
Freedom of Religion	10.0	10.0	10.0	10.0	10.0	9.6	9.6	9.6	8.3	8.3	8.3
Religious Organization Repression	10.0	10.0	10.0	10.0	10.0	10.0	10.0	10.0	9.6	9.5	9.4
Harassment and Physical Hostilities	8.8	8.9	8.6	8.7	8.9	8.6	8.6	8.8	8.2	8.2	8.2
Legal and Regulatory Restrictions	9.1	9.4	9.4	9.5	9.5	9.5	9.5	9.4	9.1	9.1	9.1
Assoc., Assembly, and Civil Soc.	10.0	10.0	10.0	10.0	10.0	9.8	9.8	9.8	9.2	9.0	8.8
Civil Society Entry and Exit	10.0	10.0	10.0	10.0	10.0	10.0	10.0	10.0	8.6	8.3	8.2
Assembly	10.0	10.0	10.0	10.0	10.0	10.0	10.0	10.0	10.0	10.0	10.0
Freedom to Form Political Parties	9.9	9.9	9.9	9.9	9.9	9.4	9.4	9.4	9.1	9.1	8.6
Autonomy of Opposition Parties	10.0	10.0	10.0	10.0	10.0	9.7	9.7	9.7	9.7	9.6	9.6
Civil Society Repression	10.0	10.0	10.0	10.0	10.0	10.0	10.0	10.0	8.8	8.2	7.5
Expression and Information	9.3	9.2	9.2	9.1	9.0	9.1	9.1	9.0	9.1	9.6	9.5
Press Killed	10.0	9.8	9.8	9.0	9.2	9.3	9.5	8.7	9.5	9.8	9.7
Press Jailed	10.0	10.0	10.0	10.0	10.0	10.0	10.0	10.0	10.0	10.0	10.0
Media Freedom	5.5	5.4	5.3	5.3	5.1	5.2	5.2	5.1	4.9	7.5	7.5
Access to Cable and Satellite	10.0	10.0	10.0	10.0	10.0	10.0	10.0	10.0	10.0	10.0	10.0
Freedom of Access to Frgn. Info.	10.0	10.0	10.0	10.0	10.0	10.0	10.0	10.0	10.0	10.0	10.0
State Control over Internet Access	10.0	10.0	10.0	10.0	10.0	10.0	10.0	10.0	10.0	10.0	10.0
Identity and Relationships	10.0	10.0	10.0	10.0	10.0	10.0	10.0	6.7	6.7	6.7	6.7
Legal Gender	-	-	-	-	-	-	-	0.0	0.0	0.0	0.0
Same-Sex Relationships	10.0	10.0	10.0	10.0	10.0	10.0	10.0	10.0	10.0	10.0	10.0
Divorce	10.0	10.0	10.0	10.0	10.0	10.0	10.0	10.0	10.0	10.0	10.0

BRUNEI DARUSSALAM

SOUTH ASIA

Ranking

135

Score

6.01

Personal Freedom

138/162 Ranking

Score 5.41

Rule of Law 6.2

Procedural Justice	-
Civil Justice	-
Criminal Justice	-

Security and Safety 8.3

Homicide	9.8
Disappearance, Conflict, Terrorism	10.0
Women's Security, Safety	5.0

Movement 4.2

Freedom of Domestic Movement	10.0
Freedom of Foreign Movement	0.0
Women's Freedom of Movement	2.5

Religious Freedom -

Freedom of Religion	-
Religious Organization Repression	-
Harassment and Physical Hostilities	-
Legal and Regulatory Restrictions	-

Assoc., Assembly, and Civil Soc. -

Civil Society Entry and Exit	-
Assembly	-
Freedom to Form Political Parties	-
Autonomy of Opposition Parties	-
Civil Society Repression	-

Expression and Information 5.0

Press Killed	10.0
Press Jailed	10.0
Media Freedom	2.5
Access to Cable and Satellite	2.5
Freedom of Access to Frgn. Info.	2.5
State Control over Internet Access	2.5

Identity and Relationships 1.7

Legal Gender	0.0
Same-Sex Relationships	5.0
Divorce	0.0

Economic Freedom

101/162 Ranking

Score 6.60

Size of Government 3.3

Government Consumption	0.0
Transfer and Subsidies	-
Government Enterprises	0.0
Top Marginal Tax Rate	10.0
State Ownership of Assets	-

Legal System and Prop. Rights 5.4

Judicial Independence	5.6
Impartial Courts	5.2
Protection of Prop. Rights	5.5
Military Interference	8.3
Integrity of the Legal System	8.3
Legal Enforcement of Contracts	4.2
Regulatory Costs	4.8
Reliability of Police	6.5

Sound Money 8.6

Money Growth	9.4
Standard Deviation of Inflation	5.1
Inflation: Most Recent Year	9.8
Freedom to Own Frgn. Currency	10.0

Freedom to Trade Int'l 7.1

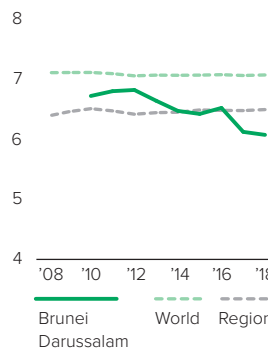
Tariffs	9.6
Regulatory Trade Barriers	3.7
Black-Market Exchange Rates	10.0
Movement of Capital and People	5.2

Regulation 8.5

Credit Market Regulations	8.6
Labor Market Regulations	8.8
Business Regulations	8.2

Human Freedom

Score over Time



Ranking over Time



BRUNEI DARUSSALAM

SOUTH ASIA

	2008	2009	2010	2011	2012	2013	2014	2015	2016	2017	2018
Human Freedom	-	-	6.73	6.81	6.83	6.65	6.48	6.36	6.46	6.06	6.01
Ranking	-	-	98	93	89	102	106	112	108	131	135
Economic Freedom	-	-	6.99	6.83	6.98	6.81	6.94	6.83	6.98	6.69	6.60
Personal Freedom	-	-	6.47	6.78	6.68	6.48	6.02	5.89	5.93	5.43	5.41
Rule of Law	-	-	6.6	6.7	6.4	6.1	5.8	5.9	6.1	6.2	6.2
Procedural Justice	-	-	-	-	-	-	-	-	-	-	-
Civil Justice	-	-	-	-	-	-	-	-	-	-	-
Criminal Justice	-	-	-	-	-	-	-	-	-	-	-
Security and Safety	-	-	8.3	8.3	8.2	8.3	8.3	8.3	8.3	8.3	8.3
Homicide	-	-	9.9	9.9	9.6	9.8	9.8	9.8	9.8	9.8	9.8
Disappearance, Conflict, Terrorism	-	-	10.0	10.0	10.0	10.0	10.0	10.0	10.0	10.0	10.0
Women's Security, Safety	-	-	5.0	5.0	5.0	5.0	5.0	5.0	5.0	5.0	5.0
Movement	-	-	6.7	8.3	8.3	7.5	7.5	7.5	7.5	4.2	4.2
Freedom of Domestic Movement	-	-	5.0	5.0	5.0	5.0	5.0	10.0	10.0	10.0	10.0
Freedom of Foreign Movement	-	-	5.0	10.0	10.0	10.0	10.0	5.0	5.0	0.0	0.0
Women's Freedom of Movement	-	-	10.0	10.0	10.0	-	-	-	-	2.5	2.5
Religious Freedom	-	-	-	-	-	-	-	-	-	-	-
Freedom of Religion	-	-	-	-	-	-	-	-	-	-	-
Religious Organization Repression	-	-	-	-	-	-	-	-	-	-	-
Harassment and Physical Hostilities	-	-	-	-	-	-	-	-	-	-	-
Legal and Regulatory Restrictions	-	-	-	-	-	-	-	-	-	-	-
Assoc., Assembly, and Civil Soc.	-	-	-	-	-	-	-	-	-	-	-
Civil Society Entry and Exit	-	-	-	-	-	-	-	-	-	-	-
Assembly	-	-	-	-	-	-	-	-	-	-	-
Freedom to Form Political Parties	-	-	-	-	-	-	-	-	-	-	-
Autonomy of Opposition Parties	-	-	-	-	-	-	-	-	-	-	-
Civil Society Repression	-	-	-	-	-	-	-	-	-	-	-
Expression and Information	-	-	7.4	7.4	7.4	7.4	5.0	5.0	5.0	5.0	5.0
Press Killed	-	-	10.0	10.0	10.0	10.0	10.0	10.0	10.0	10.0	10.0
Press Jailed	-	-	10.0	10.0	10.0	10.0	10.0	10.0	10.0	10.0	10.0
Media Freedom	-	-	2.2	2.2	2.2	2.2	2.2	2.2	2.2	2.5	2.5
Access to Cable and Satellite	-	-	-	-	-	-	2.5	2.5	2.5	2.5	2.5
Freedom of Access to Frgn. Info.	-	-	-	-	-	-	2.5	2.5	2.5	2.5	2.5
State Control over Internet Access	-	-	-	-	-	-	2.5	2.5	2.5	2.5	2.5
Identity and Relationships	-	-	2.5	2.5	2.5	2.5	2.5	1.7	1.7	1.7	1.7
Legal Gender	-	-	-	-	-	-	-	0.0	0.0	0.0	0.0
Same-Sex Relationships	-	-	5.0	5.0	5.0	5.0	5.0	5.0	5.0	5.0	5.0
Divorce	-	-	0.0	0.0	0.0	0.0	0.0	0.0	0.0	0.0	0.0

BULGARIA

EASTERN EUROPE

Ranking

37

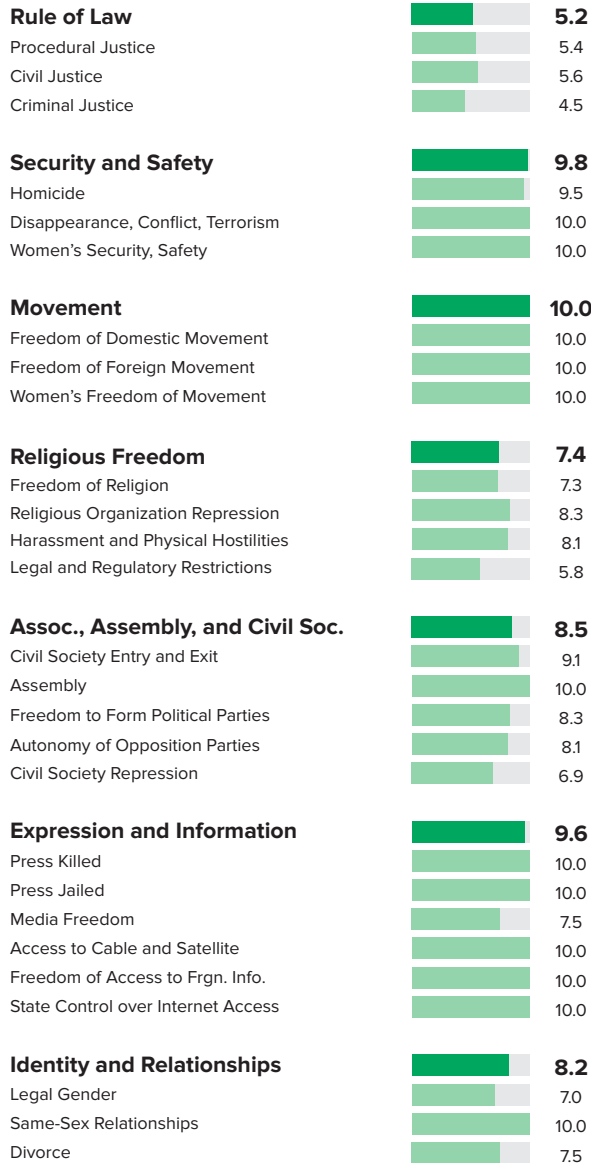
Score

7.93

Personal Freedom

41/162 Ranking

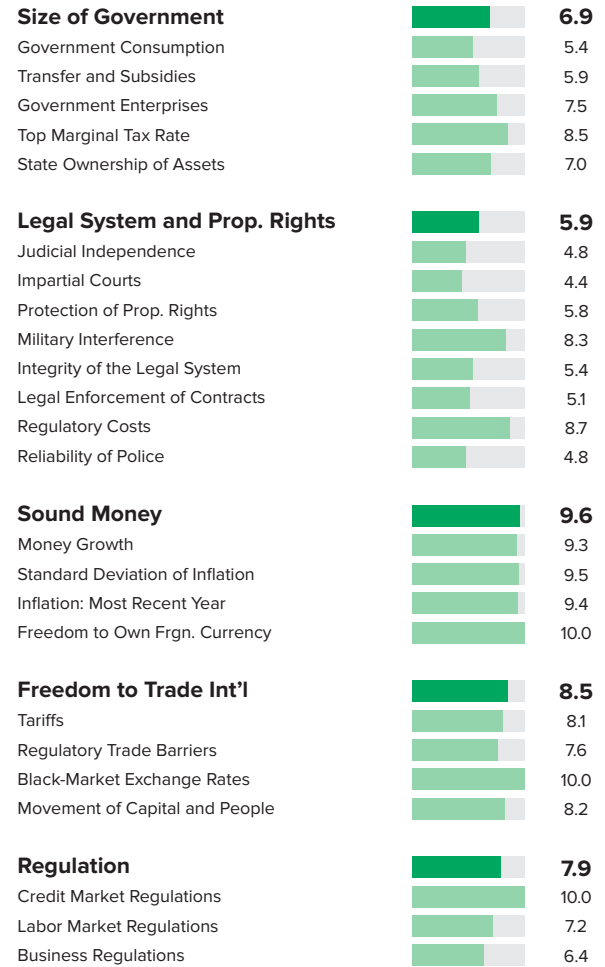
Score **8.11**



Economic Freedom

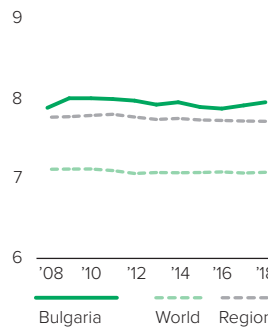
32/162 Ranking

Score **7.74**

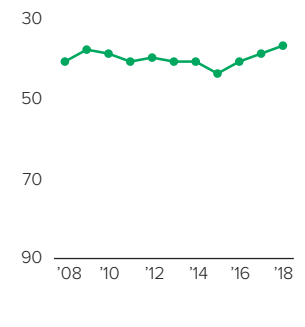


Human Freedom

Score over Time



Ranking over Time



BULGARIA

EASTERN EUROPE

	2008	2009	2010	2011	2012	2013	2014	2015	2016	2017	2018
Human Freedom Ranking	7.89	8.01	8.01	8.00	7.98	7.93	7.96	7.85	7.83	7.89	7.93
	41	38	39	41	40	41	41	44	41	39	37
Economic Freedom	7.51	7.63	7.68	7.60	7.65	7.59	7.58	7.52	7.60	7.76	7.74
Personal Freedom	8.27	8.38	8.33	8.40	8.31	8.27	8.33	8.17	8.06	8.02	8.11
Rule of Law	5.3	5.3	5.3	5.3	5.1	5.1	5.3	5.2	4.9	4.9	5.2
Procedural Justice	6.3	6.3	6.3	6.3	5.9	6.0	5.8	5.0	5.0	5.2	5.4
Civil Justice	5.7	5.7	5.7	5.7	5.3	5.4	5.7	5.6	5.6	5.6	5.6
Criminal Justice	3.9	3.9	3.9	3.9	4.1	4.4	4.1	4.1	4.1	4.5	4.5
Security and Safety	9.7	9.7	9.7	9.8	9.7	9.8	9.8	9.8	9.8	9.8	9.8
Homicide	9.1	9.2	9.2	9.3	9.2	9.4	9.4	9.3	9.5	9.4	9.5
Disappearance, Conflict, Terrorism	10.0	10.0	10.0	10.0	9.8	10.0	10.0	10.0	10.0	10.0	10.0
Women's Security, Safety	10.0	10.0	10.0	10.0	10.0	10.0	10.0	10.0	10.0	10.0	10.0
Movement	10.0	10.0	10.0	10.0	10.0	10.0	10.0	10.0	10.0	10.0	10.0
Freedom of Domestic Movement	10.0	10.0	10.0	10.0	10.0	10.0	10.0	10.0	10.0	10.0	10.0
Freedom of Foreign Movement	10.0	10.0	10.0	10.0	10.0	10.0	10.0	10.0	10.0	10.0	10.0
Women's Freedom of Movement	10.0	10.0	10.0	10.0	10.0	10.0	10.0	10.0	10.0	10.0	10.0
Religious Freedom	7.7	7.8	8.1	8.0	7.9	7.5	7.4	7.4	6.9	7.2	7.4
Freedom of Religion	7.9	7.8	7.8	7.8	7.8	7.2	7.1	6.8	6.7	6.8	7.3
Religious Organization Repression	9.1	9.1	9.2	9.2	9.2	8.4	8.3	8.2	7.0	8.0	8.3
Harassment and Physical Hostilities	8.2	8.2	8.4	8.0	7.9	8.0	8.2	7.6	8.1	8.1	8.1
Legal and Regulatory Restrictions	5.7	5.9	6.9	6.9	6.5	6.5	5.9	6.9	5.8	5.8	5.8
Assoc., Assembly, and Civil Soc.	8.9	9.0	9.0	9.0	9.0	8.6	8.9	8.5	8.5	8.5	8.5
Civil Society Entry and Exit	8.6	8.6	8.6	8.6	8.6	8.8	8.8	8.8	8.8	8.8	9.1
Assembly	10.0	10.0	10.0	10.0	10.0	10.0	10.0	10.0	10.0	10.0	10.0
Freedom to Form Political Parties	7.2	7.9	7.9	7.9	7.9	7.9	7.9	8.3	8.3	8.3	8.3
Autonomy of Opposition Parties	9.0	9.0	9.0	9.0	9.0	9.2	9.9	8.0	8.0	8.0	8.1
Civil Society Repression	9.5	9.5	9.5	9.5	9.5	7.2	7.7	7.5	7.5	7.5	6.9
Expression and Information	8.7	9.4	8.7	9.4	9.4	9.4	9.4	9.3	9.3	9.6	9.6
Press Killed	5.6	10.0	5.5	10.0	10.0	10.0	10.0	10.0	10.0	10.0	10.0
Press Jailed	10.0	10.0	10.0	10.0	10.0	10.0	10.0	10.0	10.0	10.0	10.0
Media Freedom	6.4	6.5	6.4	6.3	6.3	6.2	6.3	6.0	5.9	7.5	7.5
Access to Cable and Satellite	10.0	10.0	10.0	10.0	10.0	10.0	10.0	10.0	10.0	10.0	10.0
Freedom of Access to Frgn. Info.	10.0	10.0	10.0	10.0	10.0	10.0	10.0	10.0	10.0	10.0	10.0
State Control over Internet Access	10.0	10.0	10.0	10.0	10.0	10.0	10.0	10.0	10.0	10.0	10.0
Identity and Relationships	10.0	10.0	10.0	10.0	10.0	10.0	10.0	9.0	9.0	8.2	8.2
Legal Gender	-	-	-	-	-	-	-	7.0	7.0	7.0	7.0
Same-Sex Relationships	10.0	10.0	10.0	10.0	10.0	10.0	10.0	10.0	10.0	10.0	10.0
Divorce	10.0	10.0	10.0	10.0	10.0	10.0	10.0	10.0	10.0	7.5	7.5

BURKINA FASO

SUB-SAHARAN AFRICA

Ranking

102

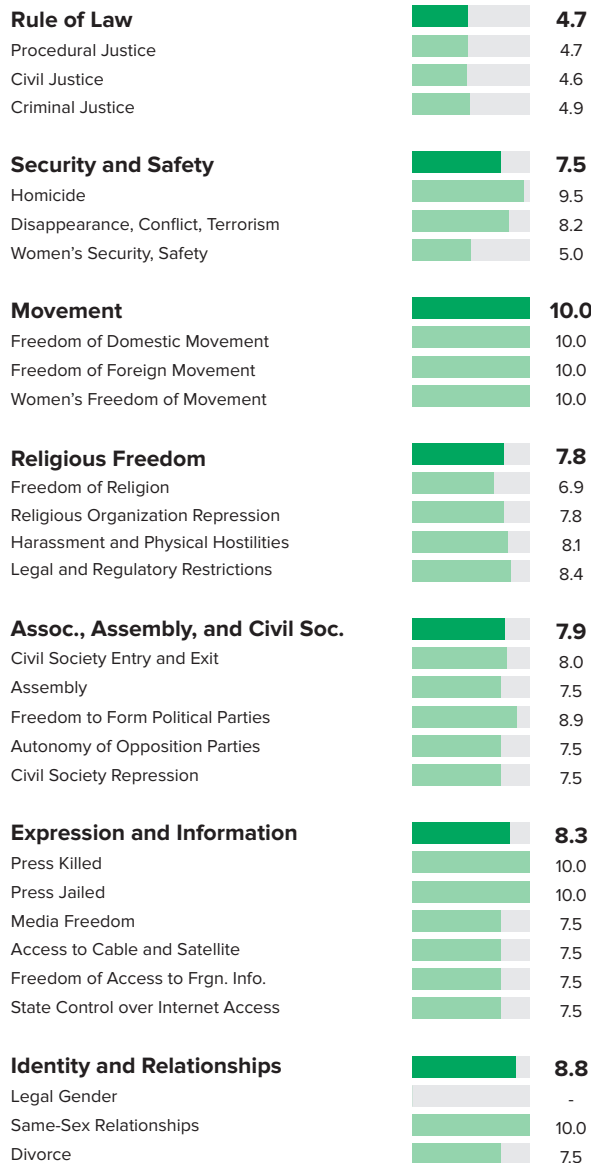
Score

6.60

Personal Freedom

67/162 Ranking

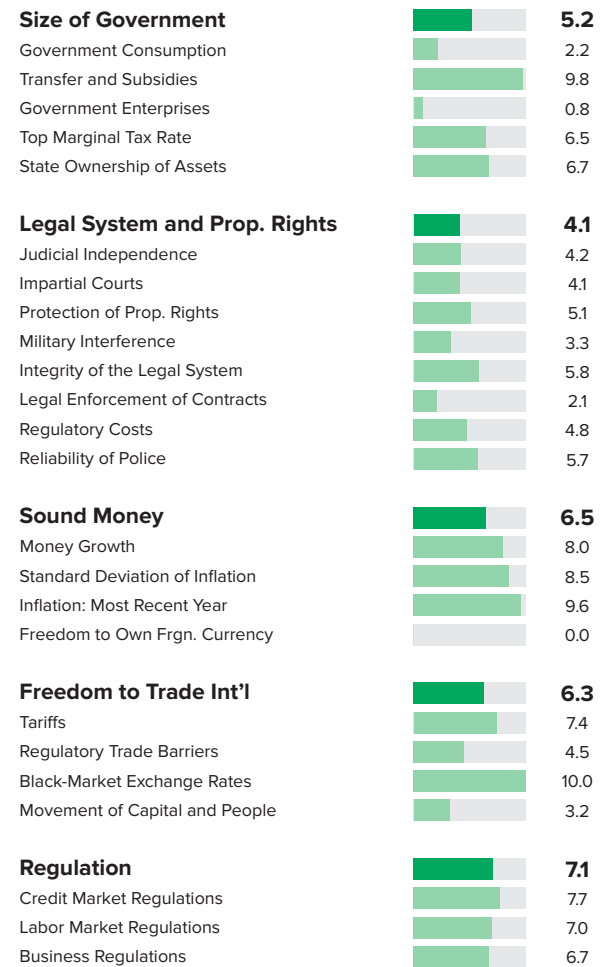
Score 7.34



Economic Freedom

139/162 Ranking

Score 5.85

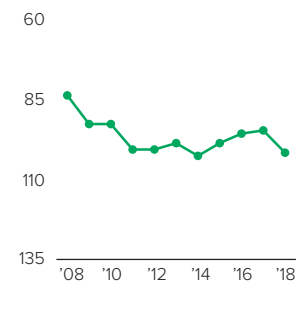


Human Freedom

Score over Time



Ranking over Time



BURKINA FASO

SUB-SAHARAN AFRICA

	2008	2009	2010	2011	2012	2013	2014	2015	2016	2017	2018
Human Freedom Ranking	6.89	6.81	6.84	6.65	6.53	6.67	6.60	6.64	6.70	6.75	6.60
	84	93	93	101	101	99	103	99	96	95	102
Economic Freedom	6.06	6.02	5.90	5.86	5.72	5.91	5.94	5.95	6.07	5.98	5.85
Personal Freedom	7.71	7.59	7.77	7.43	7.33	7.42	7.26	7.32	7.33	7.51	7.34
Rule of Law	4.9	4.9	4.9	4.9	4.5	4.5	4.1	4.4	4.9	4.9	4.7
Procedural Justice	4.2	4.2	4.2	4.2	4.4	3.9	4.3	5.1	5.1	4.7	4.7
Civil Justice	5.9	5.9	5.9	5.9	5.4	4.7	4.7	4.9	4.9	4.6	4.6
Criminal Justice	4.5	4.5	4.5	4.5	3.8	3.6	4.3	4.5	4.5	4.7	4.9
Security and Safety	7.6	7.6	7.6	6.9	6.9	7.6	7.6	7.6	7.5	7.9	7.5
Homicide	9.6	9.6	9.7	9.8	9.7	9.7	9.7	9.8	9.6	9.5	9.5
Disappearance, Conflict, Terrorism	9.5	9.5	9.5	9.5	9.5	9.5	9.5	9.5	9.3	9.2	8.2
Women's Security, Safety	3.7	3.7	3.7	1.4	1.4	3.7	3.7	3.7	3.7	5.0	5.0
Movement	10.0	8.3	10.0	8.3	8.3	8.3	8.3	8.3	8.3	10.0	10.0
Freedom of Domestic Movement	10.0	10.0	10.0	10.0	10.0	10.0	10.0	10.0	10.0	10.0	10.0
Freedom of Foreign Movement	10.0	5.0	10.0	10.0	10.0	10.0	10.0	10.0	10.0	10.0	10.0
Women's Freedom of Movement	10.0	10.0	10.0	5.0	5.0	5.0	5.0	5.0	5.0	10.0	10.0
Religious Freedom	8.3	8.7	8.6	8.7	8.8	8.2	8.5	8.3	8.0	8.0	7.8
Freedom of Religion	7.4	8.2	8.5	8.5	8.5	8.8	8.8	8.8	8.8	8.7	6.9
Religious Organization Repression	7.6	7.6	7.2	7.2	7.8	6.9	6.9	7.5	6.8	6.6	7.8
Harassment and Physical Hostilities	9.1	9.5	9.4	9.4	9.4	8.9	9.2	8.5	8.1	8.1	8.1
Legal and Regulatory Restrictions	9.3	9.5	9.3	9.5	9.5	8.3	9.3	8.5	8.4	8.4	8.4
Assoc., Assembly, and Civil Soc.	8.3	8.3	8.5	8.5	8.5	8.0	8.4	8.4	7.9	8.2	7.9
Civil Society Entry and Exit	10.0	9.9	10.0	10.0	10.0	8.3	10.0	10.0	8.6	9.1	8.0
Assembly	7.5	7.5	7.5	7.5	7.5	7.5	7.5	7.5	7.5	7.5	7.5
Freedom to Form Political Parties	8.8	8.8	8.9	8.9	8.9	8.9	8.9	8.9	8.4	8.3	8.9
Autonomy of Opposition Parties	6.6	6.6	6.6	6.6	6.6	6.7	6.7	6.7	7.2	7.7	7.5
Civil Society Repression	8.5	8.5	9.8	9.8	9.8	8.8	8.8	8.8	7.8	8.2	7.5
Expression and Information	9.3	9.3	9.3	9.3	9.2	9.3	8.0	8.1	8.1	8.3	8.3
Press Killed	10.0	10.0	10.0	10.0	10.0	10.0	10.0	10.0	10.0	10.0	10.0
Press Jailed	10.0	10.0	10.0	10.0	9.4	10.0	10.0	10.0	10.0	10.0	10.0
Media Freedom	6.0	6.0	6.0	5.8	5.8	5.5	5.4	5.8	5.8	7.5	7.5
Access to Cable and Satellite	10.0	10.0	10.0	10.0	10.0	10.0	7.5	7.5	7.5	7.5	7.5
Freedom of Access to Frgn. Info.	10.0	10.0	10.0	10.0	10.0	10.0	7.5	7.5	7.5	7.5	7.5
State Control over Internet Access	10.0	10.0	10.0	10.0	10.0	10.0	7.5	7.5	7.5	7.5	7.5
Identity and Relationships	10.0	10.0	10.0	10.0	10.0	10.0	10.0	10.0	10.0	8.8	8.8
Legal Gender	-	-	-	-	-	-	-	-	-	-	-
Same-Sex Relationships	10.0	10.0	10.0	10.0	10.0	10.0	10.0	10.0	10.0	10.0	10.0
Divorce	10.0	10.0	10.0	10.0	10.0	10.0	10.0	10.0	10.0	7.5	7.5

BURUNDI

SUB-SAHARAN AFRICA

Ranking

148

Score

5.42

Personal Freedom

153/162 Ranking

Score 4.90

Rule of Law

Procedural Justice	-
Civil Justice	-
Criminal Justice	-

Security and Safety

Homicide	7.6
Disappearance, Conflict, Terrorism	6.0
Women's Security, Safety	10.0

Movement

Freedom of Domestic Movement	5.0
Freedom of Foreign Movement	5.0
Women's Freedom of Movement	10.0

Religious Freedom

Freedom of Religion	7.5
Religious Organization Repression	3.3
Harassment and Physical Hostilities	9.3
Legal and Regulatory Restrictions	8.1

Assoc., Assembly, and Civil Soc.

Civil Society Entry and Exit	0.5
Assembly	0.0
Freedom to Form Political Parties	3.6
Autonomy of Opposition Parties	3.1
Civil Society Repression	1.6

Expression and Information

Press Killed	10.0
Press Jailed	10.0
Media Freedom	0.0
Access to Cable and Satellite	0.0
Freedom of Access to Frgn. Info.	0.0
State Control over Internet Access	0.0

Identity and Relationships

Legal Gender	-
Same-Sex Relationships	0.0
Divorce	7.5

Economic Freedom

134/162 Ranking

Score 5.94

Size of Government

Government Consumption	4.4
Transfer and Subsidies	10.0
Government Enterprises	8.1
Top Marginal Tax Rate	6.5
State Ownership of Assets	5.3

Legal System and Prop. Rights

Judicial Independence	3.0
Impartial Courts	3.5
Protection of Prop. Rights	4.7
Military Interference	-
Integrity of the Legal System	3.2
Legal Enforcement of Contracts	2.8
Regulatory Costs	8.5
Reliability of Police	5.4

Sound Money

Money Growth	8.0
Standard Deviation of Inflation	7.8
Inflation: Most Recent Year	9.4
Freedom to Own Frgn. Currency	10.0

Freedom to Trade Int'l

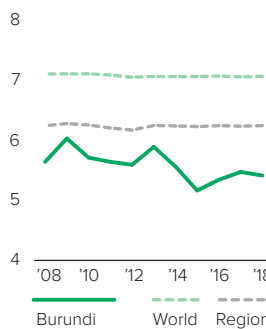
Tariffs	6.9
Regulatory Trade Barriers	2.8
Black-Market Exchange Rates	0.0
Movement of Capital and People	3.8

Regulation

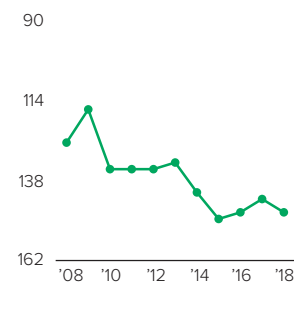
Credit Market Regulations	5.0
Labor Market Regulations	8.1
Business Regulations	5.9

Human Freedom

Score over Time



Ranking over Time



BURUNDI

SUB-SAHARAN AFRICA

	2008	2009	2010	2011	2012	2013	2014	2015	2016	2017	2018
Human Freedom Ranking	5.65	6.04	5.72	5.65	5.60	5.90	5.57	5.17	5.35	5.48	5.42
	127	117	135	135	135	133	142	150	148	144	148
Economic Freedom	5.17	5.53	5.31	5.44	5.43	6.03	6.05	6.09	6.21	6.02	5.94
Personal Freedom	6.12	6.54	6.12	5.86	5.76	5.77	5.09	4.24	4.49	4.94	4.90
Rule of Law	4.1	3.9	3.9	3.9	3.6	3.6	3.7	3.3	2.9	2.9	2.7
Procedural Justice	-	-	-	-	-	-	-	-	-	-	-
Civil Justice	-	-	-	-	-	-	-	-	-	-	-
Criminal Justice	-	-	-	-	-	-	-	-	-	-	-
Security and Safety	7.1	8.1	7.7	7.2	7.1	7.5	7.4	6.1	6.4	7.8	7.8
Homicide	8.3	8.2	8.4	8.5	7.9	7.8	7.7	8.2	7.6	7.6	7.6
Disappearance, Conflict, Terrorism	5.4	8.5	7.1	8.0	8.4	8.4	8.1	3.8	5.2	5.9	6.0
Women's Security, Safety	7.5	7.5	7.5	5.0	5.0	6.3	6.3	6.3	6.3	10.0	10.0
Movement	8.3	10.0	8.3	5.0	5.0	5.0	5.0	1.7	5.0	6.7	6.7
Freedom of Domestic Movement	10.0	10.0	5.0	5.0	5.0	5.0	5.0	0.0	0.0	5.0	5.0
Freedom of Foreign Movement	5.0	10.0	10.0	5.0	5.0	5.0	5.0	0.0	10.0	5.0	5.0
Women's Freedom of Movement	10.0	10.0	10.0	5.0	5.0	5.0	5.0	5.0	5.0	10.0	10.0
Religious Freedom	7.4	7.5	7.1	7.3	7.4	6.7	6.2	6.7	6.6	7.3	7.0
Freedom of Religion	8.2	7.9	7.9	7.9	7.9	6.0	6.0	6.0	6.5	8.7	7.5
Religious Organization Repression	4.8	4.8	4.8	5.2	5.2	4.1	3.9	3.7	2.6	3.0	3.3
Harassment and Physical Hostilities	9.6	9.8	9.0	9.1	9.3	9.4	9.3	9.0	9.3	9.3	9.3
Legal and Regulatory Restrictions	7.1	7.4	6.6	7.1	7.1	7.1	5.7	7.9	8.1	8.1	8.1
Assoc., Assembly, and Civil Soc.	5.3	5.3	4.8	5.4	5.4	5.0	3.3	2.5	1.7	1.4	1.8
Civil Society Entry and Exit	5.7	5.7	5.9	5.9	5.9	4.4	3.9	2.1	1.1	0.5	0.5
Assembly	-	-	-	7.5	7.5	7.5	0.0	0.0	0.0	0.0	0.0
Freedom to Form Political Parties	6.2	6.2	5.9	6.1	6.1	5.8	5.8	4.7	3.5	3.6	3.6
Autonomy of Opposition Parties	5.7	5.7	5.0	5.0	5.0	5.0	5.0	4.5	3.7	3.2	3.1
Civil Society Repression	3.7	3.7	2.5	2.5	2.5	2.4	2.0	1.0	0.0	0.0	1.6
Expression and Information	7.2	7.6	7.1	8.2	8.2	8.3	3.7	3.1	3.5	3.3	3.3
Press Killed	10.0	10.0	10.0	10.0	10.0	10.0	10.0	6.7	10.0	10.0	10.0
Press Jailed	8.8	10.0	8.9	8.9	8.9	10.0	10.0	10.0	10.0	10.0	10.0
Media Freedom	2.8	2.8	2.6	2.7	2.7	2.4	2.4	1.7	1.2	0.0	0.0
Access to Cable and Satellite	-	-	-	7.5	7.5	7.5	0.0	0.0	0.0	0.0	0.0
Freedom of Access to Frgn. Info.	-	-	-	10.0	10.0	10.0	0.0	0.0	0.0	0.0	0.0
State Control over Internet Access	-	-	-	10.0	10.0	10.0	0.0	0.0	0.0	0.0	0.0
Identity and Relationships	5.0	5.0	5.0	5.0	5.0	5.0	5.0	5.0	5.0	3.8	3.8
Legal Gender	-	-	-	-	-	-	-	-	-	-	-
Same-Sex Relationships	0.0	0.0	0.0	0.0	0.0	0.0	0.0	0.0	0.0	0.0	0.0
Divorce	10.0	10.0	10.0	10.0	10.0	10.0	10.0	10.0	10.0	7.5	7.5

CABO VERDE

SUB-SAHARAN AFRICA

Ranking

44

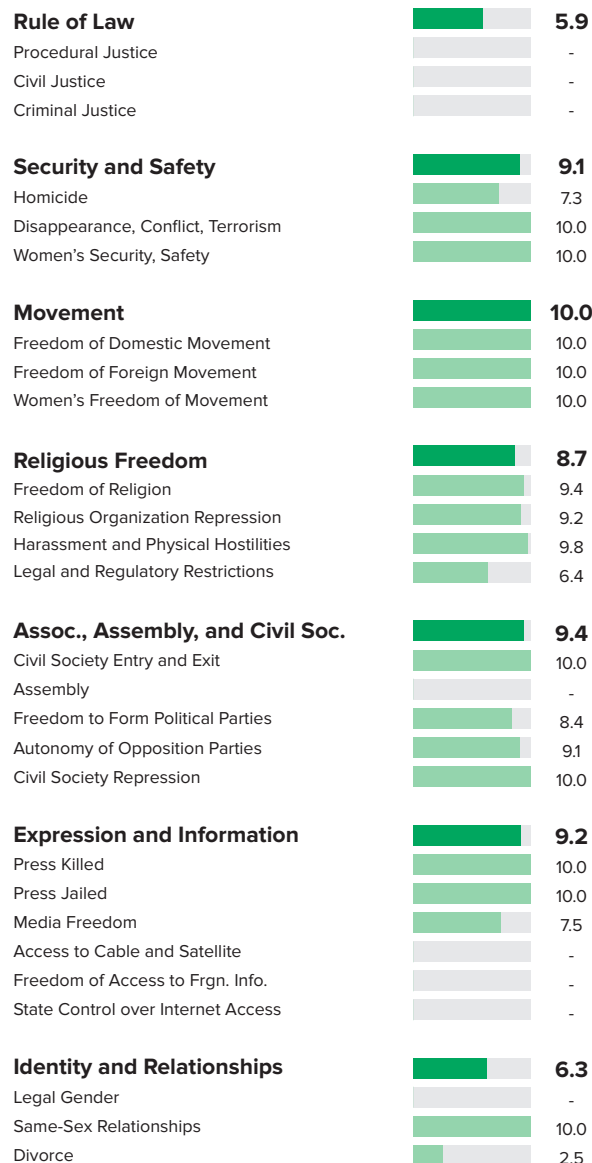
Score

7.75

Personal Freedom

42/162 Ranking

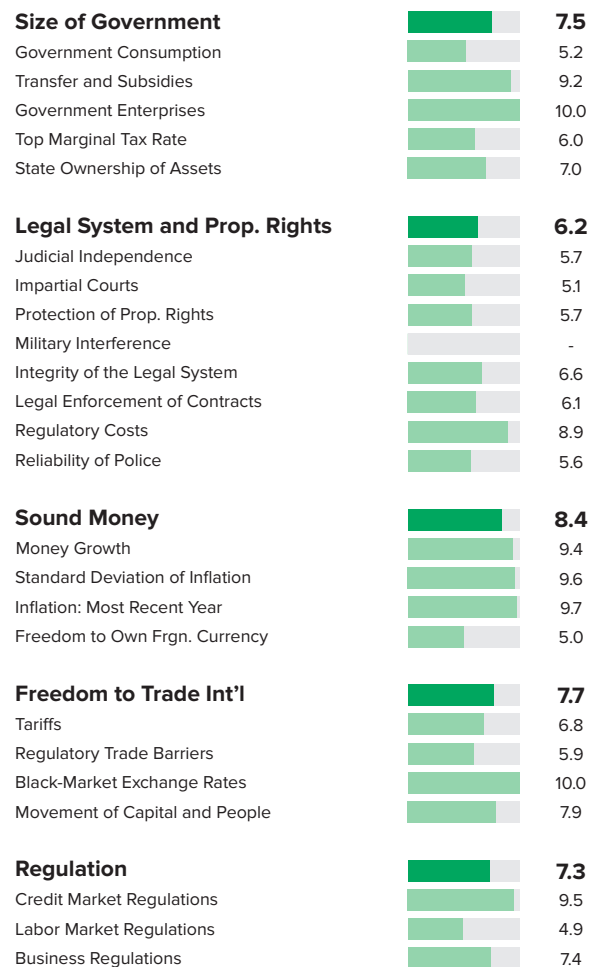
Score 8.09



Economic Freedom

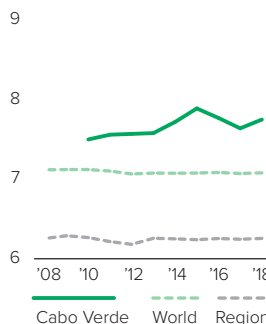
56/162 Ranking

Score 7.41

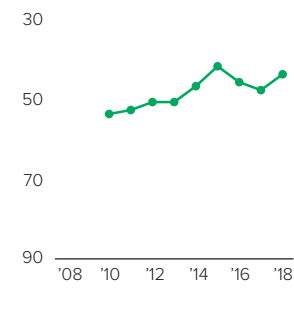


Human Freedom

Score over Time



Ranking over Time



CABO VERDE

SUB-SAHARAN AFRICA

	2008	2009	2010	2011	2012	2013	2014	2015	2016	2017	2018
Human Freedom	-	-	7.5	7.56	7.57	7.58	7.72	7.89	7.77	7.64	7.75
Ranking	-	-	54	53	51	51	47	42	46	48	44
Economic Freedom	-	-	6.44	6.62	6.72	6.77	7.06	7.18	7.21	7.34	7.41
Personal Freedom	-	-	8.55	8.49	8.42	8.38	8.37	8.59	8.33	7.94	8.09
Rule of Law	-	-	6.1	6.2	6.0	6.0	6.1	6.2	5.7	5.8	5.9
Procedural Justice	-	-	-	-	-	-	-	-	-	-	-
Civil Justice	-	-	-	-	-	-	-	-	-	-	-
Criminal Justice	-	-	-	-	-	-	-	-	-	-	-
Security and Safety	-	-	9.0	8.6	8.5	8.6	8.4	8.8	8.5	8.5	9.1
Homicide	-	-	6.9	5.8	5.6	5.8	5.1	6.5	5.4	5.4	7.3
Disappearance, Conflict, Terrorism	-	-	10.0	10.0	10.0	10.0	10.0	10.0	10.0	10.0	10.0
Women's Security, Safety	-	-	10.0	10.0	10.0	10.0	10.0	10.0	10.0	10.0	10.0
Movement	-	-	10.0	10.0	10.0	10.0	10.0	10.0	10.0	10.0	10.0
Freedom of Domestic Movement	-	-	10.0	10.0	10.0	10.0	10.0	10.0	10.0	10.0	10.0
Freedom of Foreign Movement	-	-	10.0	10.0	10.0	10.0	10.0	10.0	10.0	10.0	10.0
Women's Freedom of Movement	-	-	10.0	10.0	10.0	-	-	-	-	10.0	10.0
Religious Freedom	-	-	8.7	8.8	8.8	8.3	8.6	9.3	8.8	8.8	8.7
Freedom of Religion	-	-	9.8	9.8	9.8	9.0	9.0	9.6	9.6	9.7	9.4
Religious Organization Repression	-	-	9.9	9.9	9.9	9.3	9.3	9.3	9.3	9.2	9.2
Harassment and Physical Hostilities	-	-	7.8	7.9	7.7	7.1	7.6	9.2	9.8	9.8	9.8
Legal and Regulatory Restrictions	-	-	7.2	7.5	7.6	7.7	8.5	9.1	6.4	6.4	6.4
Assoc., Assembly, and Civil Soc.	-	-	9.8	9.8	9.8	9.8	9.8	9.8	9.8	9.5	9.4
Civil Society Entry and Exit	-	-	10.0	10.0	10.0	9.9	9.9	10.0	10.0	10.0	10.0
Assembly	-	-	-	-	-	-	-	-	-	-	-
Freedom to Form Political Parties	-	-	9.2	9.2	9.2	9.1	9.1	9.0	9.0	8.8	8.4
Autonomy of Opposition Parties	-	-	10.0	10.0	10.0	10.0	10.0	10.0	10.0	9.1	9.1
Civil Society Repression	-	-	10.0	10.0	10.0	10.0	10.0	10.0	10.0	10.0	10.0
Expression and Information	-	-	9.3	9.3	9.3	9.3	9.3	9.3	9.3	9.2	9.2
Press Killed	-	-	10.0	10.0	10.0	10.0	10.0	10.0	10.0	10.0	10.0
Press Jailed	-	-	10.0	10.0	10.0	10.0	10.0	10.0	10.0	10.0	10.0
Media Freedom	-	-	7.9	7.9	7.9	7.9	7.9	7.9	7.9	7.5	7.5
Access to Cable and Satellite	-	-	-	-	-	-	-	-	-	-	-
Freedom of Access to Frgn. Info.	-	-	-	-	-	-	-	-	-	-	-
State Control over Internet Access	-	-	-	-	-	-	-	-	-	-	-
Identity and Relationships	-	-	10.0	10.0	10.0	10.0	10.0	10.0	10.0	6.3	6.3
Legal Gender	-	-	-	-	-	-	-	-	-	-	-
Same-Sex Relationships	-	-	10.0	10.0	10.0	10.0	10.0	10.0	10.0	10.0	10.0
Divorce	-	-	-	-	-	-	-	-	-	2.5	2.5

CAMBODIA

SOUTH ASIA

Ranking

88

Score

6.83

Personal Freedom

108/162 Ranking

Score 6.38

Rule of Law		2.5
Procedural Justice		2.2
Civil Justice		2.6
Criminal Justice		2.6

Security and Safety		8.8
Homicide		9.3
Disappearance, Conflict, Terrorism		8.5
Women's Security, Safety		8.8

Movement		7.5
Freedom of Domestic Movement		10.0
Freedom of Foreign Movement		5.0
Women's Freedom of Movement		7.5

Religious Freedom		6.1
Freedom of Religion		5.2
Religious Organization Repression		4.5
Harassment and Physical Hostilities		8.6
Legal and Regulatory Restrictions		6.2

Assoc., Assembly, and Civil Soc.		4.4
Civil Society Entry and Exit		3.5
Assembly		7.5
Freedom to Form Political Parties		4.8
Autonomy of Opposition Parties		3.7
Civil Society Repression		2.5

Expression and Information		8.8
Press Killed		10.0
Press Jailed		10.0
Media Freedom		2.5
Access to Cable and Satellite		10.0
Freedom of Access to Frgn. Info.		10.0
State Control over Internet Access		10.0

Identity and Relationships		8.8
Legal Gender		-
Same-Sex Relationships		10.0
Divorce		7.5

Economic Freedom

63/162 Ranking

Score 7.28

Size of Government		8.4
Government Consumption		9.8
Transfer and Subsidies		9.7
Government Enterprises		4.6
Top Marginal Tax Rate		10.0
State Ownership of Assets		8.0

Legal System and Prop. Rights		3.8
Judicial Independence		2.5
Impartial Courts		3.3
Protection of Prop. Rights		4.5
Military Interference		-
Integrity of the Legal System		3.6
Legal Enforcement of Contracts		1.8
Regulatory Costs		7.5
Reliability of Police		3.7

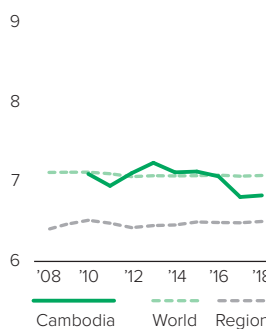
Sound Money		9.5
Money Growth		8.7
Standard Deviation of Inflation		9.6
Inflation: Most Recent Year		9.5
Freedom to Own Frgn. Currency		10.0

Freedom to Trade Int'l		7.7
Tariffs		7.7
Regulatory Trade Barriers		4.8
Black-Market Exchange Rates		10.0
Movement of Capital and People		8.5

Regulation		7.0
Credit Market Regulations		9.5
Labor Market Regulations		6.5
Business Regulations		4.9

Human Freedom

Score over Time



Ranking over Time



CAMBODIA

SOUTH ASIA

	2008	2009	2010	2011	2012	2013	2014	2015	2016	2017	2018
Human Freedom Ranking	-	-	7.10	6.95	7.11	7.24	7.12	7.13	7.07	6.81	6.83
	-	-	72	83	70	63	67	67	71	91	88
Economic Freedom	-	-	6.96	6.75	7.01	7.23	7.20	7.19	7.22	7.24	7.28
Personal Freedom	-	-	7.24	7.15	7.20	7.24	7.04	7.06	6.92	6.38	6.38
Rule of Law	-	-	3.8	3.8	3.4	3.4	3.0	2.7	2.6	2.6	2.5
Procedural Justice	-	-	3.8	3.8	4.0	3.3	3.1	3.0	3.0	2.2	2.2
Civil Justice	-	-	3.7	3.7	3.4	2.9	1.9	2.0	2.0	2.3	2.6
Criminal Justice	-	-	4.0	4.0	2.9	2.8	3.0	2.7	2.7	2.5	2.6
Security and Safety	-	-	9.5	9.5	9.6	9.4	9.3	9.6	9.6	8.8	8.8
Homicide	-	-	9.1	9.3	9.3	9.3	9.3	9.3	9.3	9.3	9.3
Disappearance, Conflict, Terrorism	-	-	9.5	9.4	9.5	9.0	8.5	9.5	9.5	8.5	8.5
Women's Security, Safety	-	-	10.0	10.0	10.0	10.0	10.0	10.0	10.0	8.8	8.8
Movement	-	-	8.3	8.3	10.0	10.0	10.0	10.0	10.0	7.5	7.5
Freedom of Domestic Movement	-	-	5.0	5.0	10.0	10.0	10.0	10.0	10.0	10.0	10.0
Freedom of Foreign Movement	-	-	10.0	10.0	10.0	10.0	10.0	10.0	10.0	5.0	5.0
Women's Freedom of Movement	-	-	10.0	10.0	10.0	10.0	10.0	10.0	10.0	7.5	7.5
Religious Freedom	-	-	6.9	6.5	6.8	7.3	7.1	6.6	6.2	6.0	6.1
Freedom of Religion	-	-	4.2	4.2	4.2	6.6	6.2	6.2	5.8	5.3	5.2
Religious Organization Repression	-	-	4.8	4.8	4.8	4.8	4.0	4.0	4.1	4.1	4.5
Harassment and Physical Hostilities	-	-	9.6	9.4	9.4	9.5	8.9	9.2	8.6	8.6	8.6
Legal and Regulatory Restrictions	-	-	9.2	7.7	8.8	8.3	9.3	7.0	6.2	6.2	6.2
Assoc., Assembly, and Civil Soc.	-	-	6.1	5.6	5.5	5.4	5.8	5.8	5.1	4.4	4.4
Civil Society Entry and Exit	-	-	5.9	5.9	5.8	5.6	5.4	5.4	3.7	3.5	3.5
Assembly	-	-	7.5	5.0	5.0	5.0	7.5	7.5	7.5	7.5	7.5
Freedom to Form Political Parties	-	-	7.3	7.3	7.3	6.2	6.2	6.2	6.2	4.7	4.8
Autonomy of Opposition Parties	-	-	5.3	5.3	5.3	5.4	5.4	5.4	5.4	3.6	3.7
Civil Society Repression	-	-	4.7	4.7	4.4	4.9	4.5	4.5	2.9	2.8	2.5
Expression and Information	-	-	8.9	8.9	8.4	8.9	8.1	8.8	8.8	8.5	8.8
Press Killed	-	-	10.0	10.0	7.7	10.0	5.6	10.0	10.0	10.0	10.0
Press Jailed	-	-	10.0	10.0	9.3	10.0	10.0	10.0	10.0	8.8	10.0
Media Freedom	-	-	3.6	3.6	3.2	3.2	2.8	2.8	2.6	2.5	2.5
Access to Cable and Satellite	-	-	10.0	10.0	10.0	10.0	10.0	10.0	10.0	10.0	10.0
Freedom of Access to Frgn. Info.	-	-	10.0	10.0	10.0	10.0	10.0	10.0	10.0	10.0	10.0
State Control over Internet Access	-	-	10.0	10.0	10.0	10.0	10.0	10.0	10.0	10.0	10.0
Identity and Relationships	-	-	8.8	8.8	8.8	8.8	8.8	8.8	8.8	8.8	8.8
Legal Gender	-	-	-	-	-	-	-	-	-	-	-
Same-Sex Relationships	-	-	10.0	10.0	10.0	10.0	10.0	10.0	10.0	10.0	10.0
Divorce	-	-	7.5	7.5	7.5	7.5	7.5	7.5	7.5	7.5	7.5

CAMEROON

SUB-SAHARAN AFRICA

Ranking

145

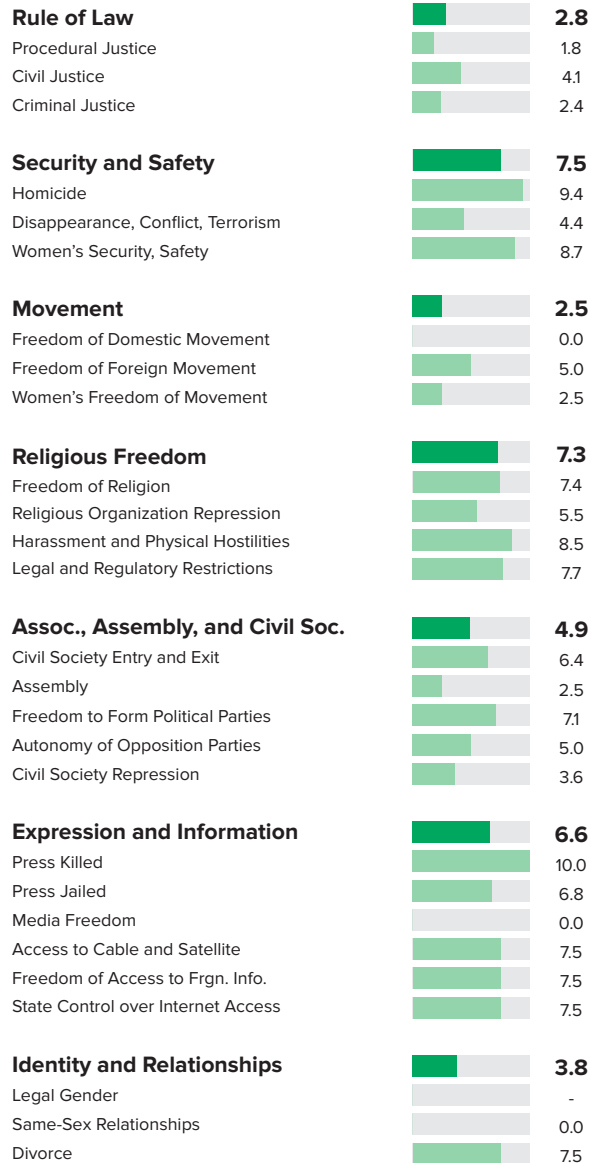
Score

5.46

Personal Freedom

151/162 Ranking

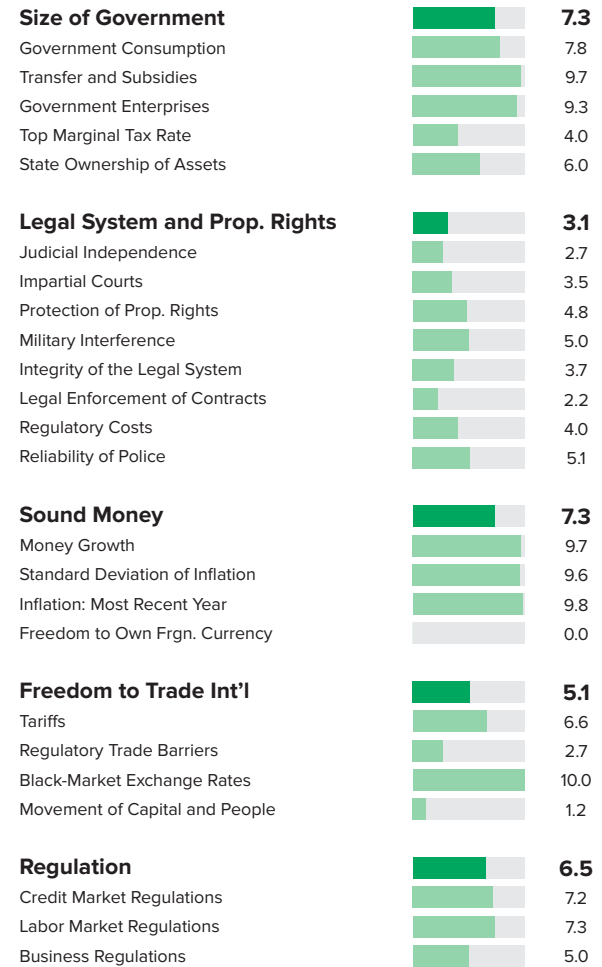
Score 5.07



Economic Freedom

139/162 Ranking

Score 5.85

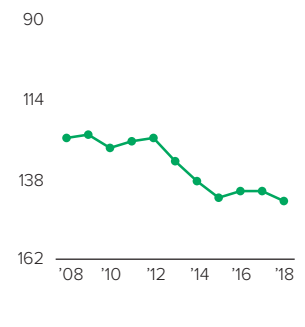


Human Freedom

Score over Time



Ranking over Time



CAMEROON

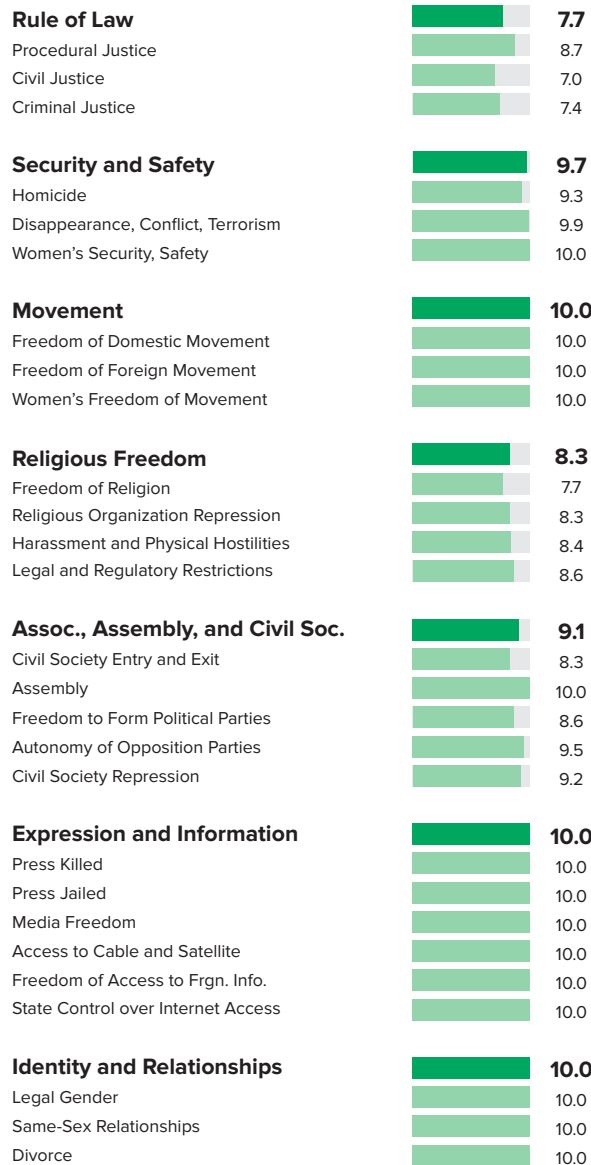
SUB-SAHARAN AFRICA

	2008	2009	2010	2011	2012	2013	2014	2015	2016	2017	2018
Human Freedom Ranking	5.68	5.77	5.88	5.99	5.99	5.90	5.73	5.42	5.63	5.59	5.46
	126	125	129	127	126	133	139	144	142	142	145
Economic Freedom	5.58	5.83	6.03	5.98	5.98	5.86	5.84	5.71	5.78	5.83	5.85
Personal Freedom	5.78	5.71	5.72	6.00	5.99	5.94	5.62	5.12	5.48	5.35	5.07
Rule of Law	3.4	3.4	3.4	3.4	3.4	3.4	3.7	3.1	3.0	3.0	2.8
Procedural Justice	3.5	3.5	3.5	3.5	3.7	4.2	2.8	2.6	2.6	2.6	1.8
Civil Justice	3.5	3.5	3.5	3.5	3.4	3.7	3.5	3.7	3.7	3.9	4.1
Criminal Justice	3.2	3.2	3.2	3.2	3.1	3.2	3.0	2.8	2.8	2.8	2.4
Security and Safety	7.9	7.6	7.8	8.3	8.3	8.3	7.5	6.2	7.5	8.1	7.5
Homicide	8.4	7.4	8.0	8.4	8.3	8.3	9.6	9.5	9.5	9.4	9.4
Disappearance, Conflict, Terrorism	9.0	9.0	9.0	9.0	9.0	9.0	5.5	1.7	5.6	6.3	4.4
Women's Security, Safety	6.5	6.5	6.5	7.5	7.5	7.5	7.5	7.5	7.5	8.7	8.7
Movement	1.7	1.7	1.7	3.3	3.3	3.3	3.3	3.3	5.0	2.5	2.5
Freedom of Domestic Movement	0.0	0.0	0.0	5.0	0.0	0.0	0.0	0.0	0.0	0.0	0.0
Freedom of Foreign Movement	0.0	0.0	0.0	0.0	5.0	5.0	5.0	5.0	10.0	5.0	5.0
Women's Freedom of Movement	5.0	5.0	5.0	5.0	5.0	5.0	5.0	5.0	5.0	2.5	2.5
Religious Freedom	8.5	8.5	8.4	8.6	8.6	8.3	8.3	7.9	7.4	7.5	7.3
Freedom of Religion	9.2	9.2	9.2	9.2	9.2	7.9	7.9	7.9	7.5	7.9	7.4
Religious Organization Repression	7.5	7.3	7.4	7.4	7.4	7.0	7.0	7.0	6.0	5.7	5.5
Harassment and Physical Hostilities	8.9	9.2	8.9	9.2	9.2	9.3	9.2	8.5	8.5	8.5	8.5
Legal and Regulatory Restrictions	8.3	8.3	8.0	8.6	8.6	9.0	9.0	8.3	7.7	7.7	7.7
Assoc., Assembly, and Civil Soc.	6.7	6.7	6.7	6.7	6.5	6.3	5.3	5.3	4.7	4.7	4.9
Civil Society Entry and Exit	8.2	8.2	8.2	8.2	8.3	7.2	7.2	7.1	5.8	6.3	6.4
Assembly	7.5	7.5	7.5	7.5	7.5	7.5	2.5	2.5	2.5	2.5	2.5
Freedom to Form Political Parties	7.5	7.5	7.5	7.5	6.5	7.3	7.3	7.3	6.6	6.7	7.1
Autonomy of Opposition Parties	5.5	5.5	5.5	5.5	5.5	5.0	5.0	5.0	4.9	4.5	5.0
Civil Society Repression	4.9	4.9	4.9	4.9	4.9	4.6	4.6	4.6	3.4	3.6	3.6
Expression and Information	8.8	8.8	8.6	8.5	8.5	8.5	7.5	7.6	7.6	7.2	6.6
Press Killed	10.0	10.0	8.3	10.0	10.0	10.0	10.0	10.0	10.0	10.0	10.0
Press Jailed	8.9	9.5	10.0	10.0	10.0	10.0	9.1	9.6	9.6	7.9	6.8
Media Freedom	3.7	3.5	3.4	3.3	3.5	3.5	3.5	3.6	3.5	2.5	0.0
Access to Cable and Satellite	10.0	10.0	10.0	10.0	10.0	10.0	7.5	7.5	7.5	7.5	7.5
Freedom of Access to Frgn. Info.	10.0	10.0	10.0	7.5	7.5	7.5	7.5	7.5	7.5	7.5	7.5
State Control over Internet Access	10.0	10.0	10.0	10.0	10.0	10.0	7.5	7.5	7.5	7.5	7.5
Identity and Relationships	3.8	3.8	3.8	3.8	3.8	3.8	3.8	3.8	3.8	3.8	3.8
Legal Gender	-	-	-	-	-	-	-	-	-	-	-
Same-Sex Relationships	0.0	0.0	0.0	0.0	0.0	0.0	0.0	0.0	0.0	0.0	0.0
Divorce	7.5	7.5	7.5	7.5	7.5	7.5	7.5	7.5	7.5	7.5	7.5

Personal Freedom

13/162 Ranking

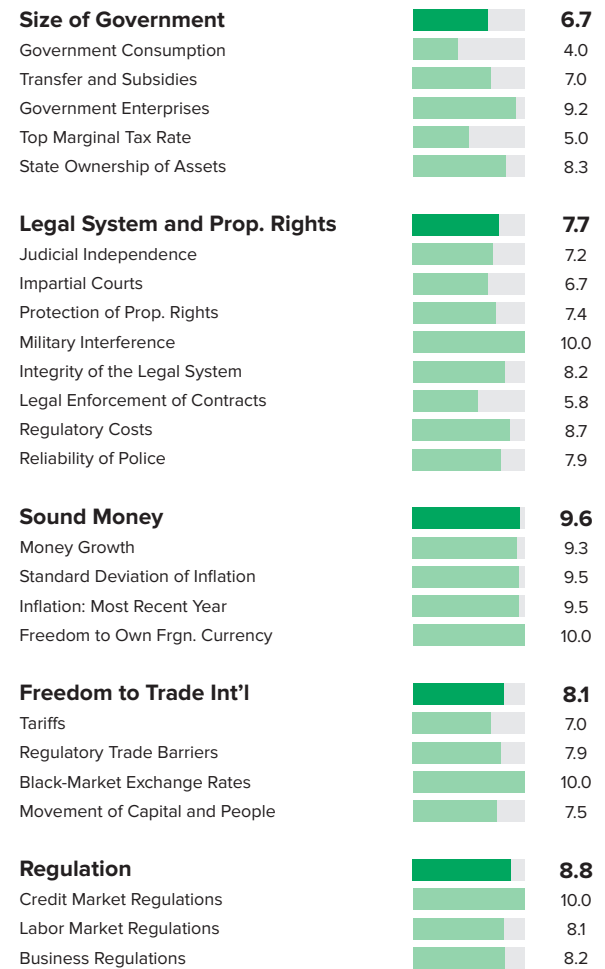
Score 9.10



Economic Freedom

9/162 Ranking

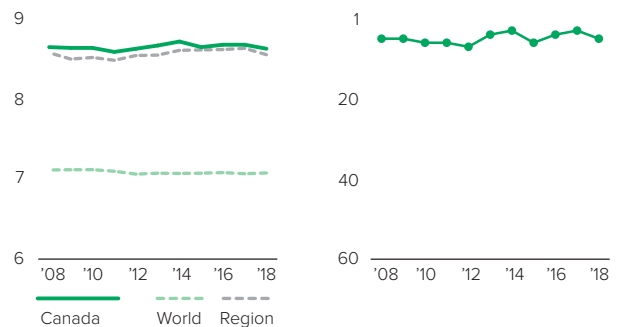
Score 8.17



Human Freedom

Score over Time

Ranking over Time



CANADA

NORTH AMERICA

	2008	2009	2010	2011	2012	2013	2014	2015	2016	2017	2018
Human Freedom Ranking	8.66	8.65	8.65	8.6	8.64	8.68	8.73	8.61	8.64	8.69	8.64
	6	6	7	7	8	5	4	7	5	4	6
Economic Freedom	8.21	8.18	8.18	8.08	8.18	8.23	8.33	8.19	8.24	8.26	8.17
Personal Freedom	9.11	9.12	9.12	9.12	9.09	9.13	9.12	9.03	9.04	9.12	9.10
Rule of Law	7.7	7.7	7.7	7.7	7.4	7.4	7.4	7.7	7.7	7.7	7.7
Procedural Justice	8.3	8.3	8.3	8.3	7.9	8.0	8.5	8.6	8.6	8.7	8.7
Civil Justice	7.2	7.2	7.2	7.2	7.2	7.0	7.2	7.2	7.2	7.0	7.0
Criminal Justice	7.5	7.5	7.5	7.5	7.2	7.2	7.4	7.4	7.4	7.3	7.4
Security and Safety	9.7	9.7	9.7	9.7	9.7	9.8	9.8	9.8	9.8	9.7	9.7
Homicide	9.3	9.3	9.3	9.3	9.4	9.4	9.4	9.3	9.3	9.3	9.3
Disappearance, Conflict, Terrorism	10.0	10.0	10.0	10.0	10.0	10.0	10.0	10.0	10.0	10.0	9.9
Women's Security, Safety	9.8	9.8	9.8	9.8	9.8	10.0	10.0	10.0	10.0	10.0	10.0
Movement	10.0	10.0	10.0	10.0	10.0	10.0	10.0	10.0	10.0	10.0	10.0
Freedom of Domestic Movement	10.0	10.0	10.0	10.0	10.0	10.0	10.0	10.0	10.0	10.0	10.0
Freedom of Foreign Movement	10.0	10.0	10.0	10.0	10.0	10.0	10.0	10.0	10.0	10.0	10.0
Women's Freedom of Movement	10.0	10.0	10.0	10.0	10.0	10.0	10.0	10.0	10.0	10.0	10.0
Religious Freedom	9.2	9.2	9.1	9.1	9.4	9.2	9.1	8.5	8.4	8.4	8.3
Freedom of Religion	8.6	8.6	8.6	8.6	9.7	8.7	8.7	8.6	8.5	8.3	7.7
Religious Organization Repression	8.9	8.9	8.9	8.9	8.9	9.0	9.0	8.9	8.1	8.3	8.3
Harassment and Physical Hostilities	9.8	9.8	9.7	9.7	9.8	9.7	9.7	8.4	8.4	8.4	8.4
Legal and Regulatory Restrictions	9.3	9.3	9.3	9.3	9.3	9.3	9.0	8.1	8.6	8.6	8.6
Assoc., Assembly, and Civil Soc.	8.9	8.9	8.9	8.9	8.9	9.3	9.3	9.4	9.5	9.1	9.1
Civil Society Entry and Exit	8.8	8.8	8.8	8.8	8.8	9.8	9.8	9.9	9.8	8.3	8.3
Assembly	10.0	10.0	10.0	10.0	10.0	10.0	10.0	10.0	10.0	10.0	10.0
Freedom to Form Political Parties	8.4	8.4	8.4	8.4	8.4	8.8	8.8	8.9	8.9	8.6	8.6
Autonomy of Opposition Parties	9.3	9.3	9.3	9.3	9.3	9.7	9.7	9.7	9.7	9.5	9.5
Civil Society Repression	7.9	7.9	8.1	8.1	8.1	8.0	8.0	8.5	9.2	9.2	9.2
Expression and Information	9.7	9.7	9.7	9.7	9.7	9.7	9.7	9.7	9.7	10.0	10.0
Press Killed	10.0	10.0	10.0	10.0	10.0	10.0	10.0	10.0	10.0	10.0	10.0
Press Jailed	10.0	10.0	10.0	10.0	10.0	10.0	10.0	10.0	10.0	10.0	10.0
Media Freedom	8.2	8.2	8.2	8.2	8.0	8.2	8.3	8.3	8.3	10.0	10.0
Access to Cable and Satellite	10.0	10.0	10.0	10.0	10.0	10.0	10.0	10.0	10.0	10.0	10.0
Freedom of Access to Frgn. Info.	10.0	10.0	10.0	10.0	10.0	10.0	10.0	10.0	10.0	10.0	10.0
State Control over Internet Access	10.0	10.0	10.0	10.0	10.0	10.0	10.0	10.0	10.0	10.0	10.0
Identity and Relationships	10.0	10.0	10.0	10.0	10.0	10.0	10.0	9.0	9.0	10.0	10.0
Legal Gender	-	-	-	-	-	-	-	7.0	7.0	10.0	10.0
Same-Sex Relationships	10.0	10.0	10.0	10.0	10.0	10.0	10.0	10.0	10.0	10.0	10.0
Divorce	10.0	10.0	10.0	10.0	10.0	10.0	10.0	10.0	10.0	10.0	10.0

CENTRAL AFRICAN REPUBLIC

SUB-SAHARAN AFRICA

Ranking

153

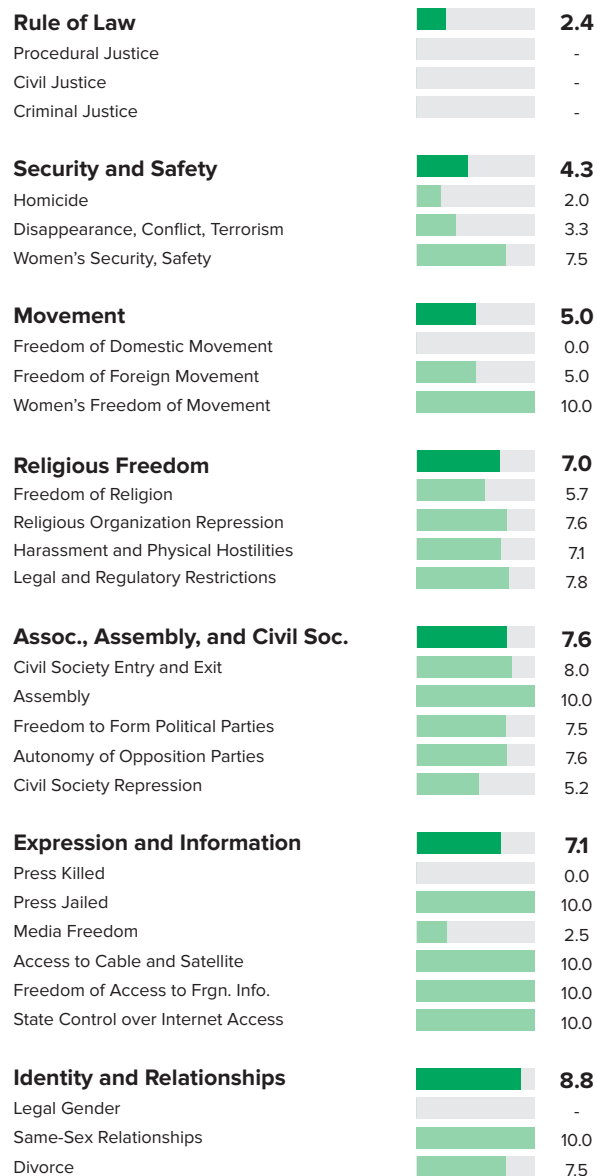
Score

5.25

Personal Freedom

145/162 Ranking

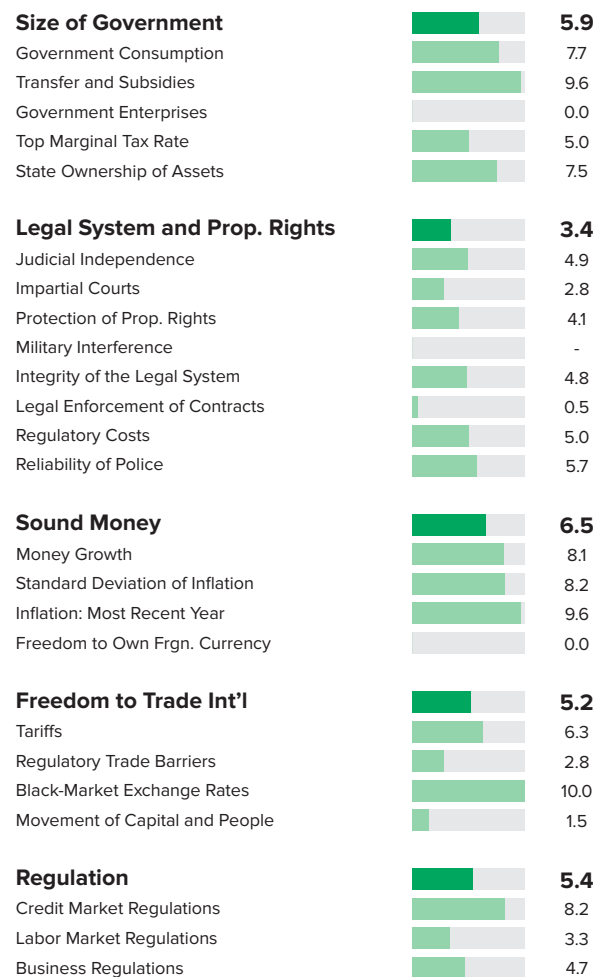
Score 5.22



Economic Freedom

153/162 Ranking

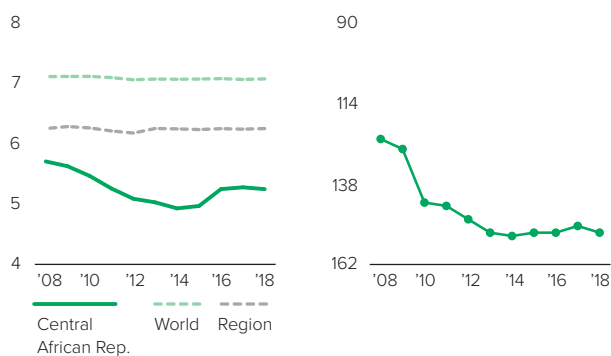
Score 5.27



Human Freedom

Score over Time

Ranking over Time



CENTRAL AFRICAN REPUBLIC

SUB-SAHARAN AFRICA

	2008	2009	2010	2011	2012	2013	2014	2015	2016	2017	2018
Human Freedom Ranking	5.71	5.63	5.47	5.26	5.09	5.03	4.93	4.97	5.25	5.28	5.25
	125	128	144	145	149	153	154	153	153	151	153
Economic Freedom	5.44	5.42	5.31	5.37	5.27	5.66	4.89	4.78	5.22	5.15	5.27
Personal Freedom	5.97	5.83	5.63	5.15	4.91	4.39	4.96	5.15	5.27	5.40	5.22
Rule of Law	3.6	3.7	3.7	3.7	3.1	2.5	2.6	2.5	2.3	2.4	2.4
Procedural Justice	-	-	-	-	-	-	-	-	-	-	-
Civil Justice	-	-	-	-	-	-	-	-	-	-	-
Criminal Justice	-	-	-	-	-	-	-	-	-	-	-
Security and Safety	5.7	5.0	4.4	5.2	4.8	3.7	3.8	4.2	4.3	4.5	4.3
Homicide	2.1	2.1	2.1	2.1	2.1	2.1	2.1	2.1	2.1	2.1	2.0
Disappearance, Conflict, Terrorism	9.5	7.4	5.7	7.3	6.0	2.6	3.0	4.2	4.5	4.0	3.3
Women's Security, Safety	5.5	5.5	5.5	6.2	6.2	6.3	6.3	6.3	6.3	7.6	7.5
Movement	5.0	5.0	5.0	1.7	1.7	3.3	3.3	3.3	5.0	5.0	5.0
Freedom of Domestic Movement	5.0	5.0	5.0	5.0	0.0	0.0	0.0	0.0	0.0	0.0	0.0
Freedom of Foreign Movement	0.0	0.0	0.0	0.0	5.0	5.0	5.0	5.0	10.0	5.0	5.0
Women's Freedom of Movement	10.0	10.0	10.0	0.0	0.0	5.0	5.0	5.0	5.0	10.0	10.0
Religious Freedom	8.0	8.0	7.4	7.5	7.8	5.5	7.3	7.0	6.8	6.9	7.0
Freedom of Religion	7.1	7.1	7.1	7.1	7.1	2.6	4.0	5.2	5.2	5.2	5.7
Religious Organization Repression	8.5	8.5	8.5	8.5	8.5	3.3	7.0	7.0	7.0	7.7	7.6
Harassment and Physical Hostilities	9.0	9.7	8.4	8.6	8.9	8.8	9.6	7.6	7.1	7.1	7.1
Legal and Regulatory Restrictions	7.5	6.7	5.6	5.7	6.7	7.5	8.8	8.4	7.8	7.8	7.8
Assoc., Assembly, and Civil Soc.	6.3	6.3	6.3	5.3	5.3	5.2	6.7	6.8	7.0	7.2	7.6
Civil Society Entry and Exit	7.6	7.6	7.6	7.6	7.6	7.2	7.2	7.2	7.2	7.2	8.0
Assembly	7.5	7.5	7.5	2.5	2.5	2.5	10.0	10.0	10.0	10.0	10.0
Freedom to Form Political Parties	6.9	6.9	6.9	6.9	6.9	7.2	7.2	7.2	7.2	7.2	7.5
Autonomy of Opposition Parties	5.9	5.9	5.9	5.9	5.9	6.3	6.3	6.3	7.1	7.0	7.6
Civil Society Repression	3.7	3.7	3.7	3.7	3.7	2.9	2.9	3.1	3.2	4.7	5.2
Expression and Information	8.4	8.4	8.4	6.0	6.0	5.8	7.6	8.8	8.8	8.8	7.1
Press Killed	10.0	10.0	10.0	10.0	10.0	10.0	2.6	10.0	10.0	10.0	0.0
Press Jailed	10.0	10.0	10.0	10.0	10.0	10.0	10.0	10.0	10.0	10.0	10.0
Media Freedom	4.0	4.0	4.0	3.8	3.8	2.0	2.9	3.0	3.0	2.5	2.5
Access to Cable and Satellite	10.0	10.0	10.0	5.0	5.0	5.0	10.0	10.0	10.0	10.0	10.0
Freedom of Access to Frgn. Info.	6.7	6.7	6.7	2.5	2.5	2.5	10.0	10.0	10.0	10.0	10.0
State Control over Internet Access	10.0	10.0	10.0	5.0	5.0	5.0	10.0	10.0	10.0	10.0	10.0
Identity and Relationships	8.8	8.8	8.8	8.8	8.8	8.8	8.8	8.8	8.8	8.8	8.8
Legal Gender	-	-	-	-	-	-	-	-	-	-	-
Same-Sex Relationships	10.0	10.0	10.0	10.0	10.0	10.0	10.0	10.0	10.0	10.0	10.0
Divorce	7.5	7.5	7.5	7.5	7.5	7.5	7.5	7.5	7.5	7.5	7.5

CHAD

SUB-SAHARAN AFRICA

Ranking

141

Score

5.59

Personal Freedom

135/162 Ranking

Score 5.47

Rule of Law	3.0
Procedural Justice	-
Civil Justice	-
Criminal Justice	-

Security and Safety	6.1
Homicide	6.4
Disappearance, Conflict, Terrorism	6.3
Women's Security, Safety	5.6

Movement	6.7
Freedom of Domestic Movement	5.0
Freedom of Foreign Movement	5.0
Women's Freedom of Movement	10.0

Religious Freedom	7.0
Freedom of Religion	4.8
Religious Organization Repression	6.4
Harassment and Physical Hostilities	9.2
Legal and Regulatory Restrictions	7.8

Assoc., Assembly, and Civil Soc.	4.9
Civil Society Entry and Exit	4.9
Assembly	5.0
Freedom to Form Political Parties	5.0
Autonomy of Opposition Parties	6.5
Civil Society Repression	3.1

Expression and Information	8.3
Press Killed	10.0
Press Jailed	10.0
Media Freedom	2.5
Access to Cable and Satellite	10.0
Freedom of Access to Frgn. Info.	7.5
State Control over Internet Access	10.0

Identity and Relationships	5.0
Legal Gender	-
Same-Sex Relationships	5.0
Divorce	5.0

Economic Freedom

145/162 Ranking

Score 5.71

Size of Government	8.9
Government Consumption	10.0
Transfer and Subsidies	9.9
Government Enterprises	9.3
Top Marginal Tax Rate	8.0
State Ownership of Assets	7.5

Legal System and Prop. Rights	3.2
Judicial Independence	2.5
Impartial Courts	3.1
Protection of Prop. Rights	4.5
Military Interference	-
Integrity of the Legal System	4.1
Legal Enforcement of Contracts	2.2
Regulatory Costs	6.8
Reliability of Police	3.3

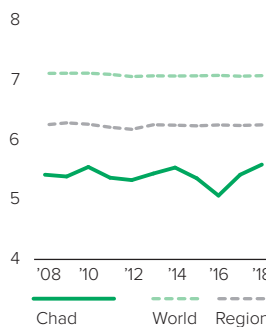
Sound Money	6.4
Money Growth	8.3
Standard Deviation of Inflation	8.0
Inflation: Most Recent Year	9.2
Freedom to Own Frgn. Currency	0.0

Freedom to Trade Int'l	5.1
Tariffs	6.3
Regulatory Trade Barriers	2.3
Black-Market Exchange Rates	10.0
Movement of Capital and People	1.5

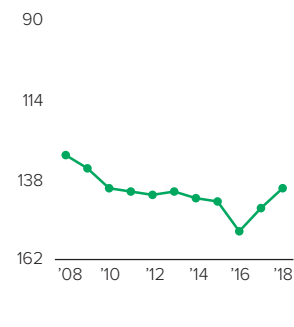
Regulation	4.9
Credit Market Regulations	6.0
Labor Market Regulations	5.4
Business Regulations	3.5

Human Freedom

Score over Time



Ranking over Time



CHAD

SUB-SAHARAN AFRICA

	2008	2009	2010	2011	2012	2013	2014	2015	2016	2017	2018
Human Freedom Ranking	5.42	5.39	5.55	5.37	5.33	5.44	5.54	5.36	5.07	5.42	5.59
	131	135	141	142	143	142	144	145	154	147	141
Economic Freedom	5.50	5.45	5.63	5.25	5.04	5.25	5.25	5.33	5.44	5.54	5.71
Personal Freedom	5.33	5.32	5.47	5.48	5.61	5.62	5.82	5.39	4.69	5.30	5.47
Rule of Law	3.3	3.4	3.5	3.5	3.0	3.1	3.4	3.3	3.0	3.1	3.0
Procedural Justice	-	-	-	-	-	-	-	-	-	-	-
Civil Justice	-	-	-	-	-	-	-	-	-	-	-
Criminal Justice	-	-	-	-	-	-	-	-	-	-	-
Security and Safety	4.7	5.2	5.9	5.5	5.8	5.9	5.9	4.2	5.1	6.3	6.1
Homicide	6.1	6.1	6.1	6.1	6.1	6.4	6.4	6.4	6.4	6.4	6.4
Disappearance, Conflict, Terrorism	4.9	6.2	8.3	7.5	8.5	8.5	8.5	3.5	6.2	7.0	6.3
Women's Security, Safety	3.2	3.2	3.2	2.8	2.8	2.8	2.8	2.8	2.8	5.6	5.6
Movement	6.7	5.0	5.0	6.7	8.3	8.3	8.3	8.3	5.0	6.7	6.7
Freedom of Domestic Movement	5.0	5.0	5.0	10.0	10.0	10.0	10.0	10.0	5.0	5.0	5.0
Freedom of Foreign Movement	5.0	0.0	0.0	5.0	10.0	10.0	10.0	10.0	5.0	5.0	5.0
Women's Freedom of Movement	10.0	10.0	10.0	5.0	5.0	5.0	5.0	5.0	5.0	10.0	10.0
Religious Freedom	7.5	7.6	7.3	7.3	7.2	7.1	7.1	7.0	7.0	7.0	7.0
Freedom of Religion	6.0	6.0	6.0	6.0	6.0	4.9	4.9	4.9	4.9	4.8	4.8
Religious Organization Repression	6.9	6.9	6.4	6.4	6.4	6.7	6.6	6.6	6.2	6.1	6.4
Harassment and Physical Hostilities	8.9	9.2	8.8	8.8	8.4	8.8	8.9	8.4	9.2	9.2	9.2
Legal and Regulatory Restrictions	8.1	8.4	8.1	8.1	8.1	8.1	8.1	8.1	7.8	7.8	7.8
Assoc., Assembly, and Civil Soc.	5.2	5.2	5.2	5.2	5.2	5.0	5.0	5.1	5.0	5.0	4.9
Civil Society Entry and Exit	5.6	5.6	5.6	5.5	5.5	4.2	4.2	4.7	4.2	4.9	4.9
Assembly	5.0	5.0	5.0	5.0	5.0	5.0	5.0	5.0	5.0	5.0	5.0
Freedom to Form Political Parties	6.0	6.0	6.0	6.0	6.1	6.0	6.0	6.0	6.1	5.6	5.0
Autonomy of Opposition Parties	5.9	5.9	5.9	6.0	5.9	5.9	5.9	5.9	5.9	6.4	6.5
Civil Society Repression	3.4	3.5	3.5	3.5	3.5	3.6	3.6	3.9	3.9	3.1	3.1
Expression and Information	7.6	7.6	7.6	7.0	7.0	7.1	8.3	8.3	8.3	8.3	8.3
Press Killed	10.0	10.0	10.0	10.0	10.0	10.0	10.0	10.0	10.0	10.0	10.0
Press Jailed	10.0	10.0	10.0	10.0	10.0	10.0	10.0	10.0	10.0	10.0	10.0
Media Freedom	2.1	2.0	2.3	2.3	2.3	2.5	2.6	2.6	2.6	2.5	2.5
Access to Cable and Satellite	6.7	6.7	6.7	5.0	5.0	5.0	10.0	10.0	10.0	10.0	10.0
Freedom of Access to Frgn. Info.	6.7	6.7	6.7	7.5	7.5	7.5	7.5	7.5	7.5	7.5	7.5
State Control over Internet Access	10.0	10.0	10.0	7.5	7.5	7.5	10.0	10.0	10.0	10.0	10.0
Identity and Relationships	6.3	6.3	6.3	6.3	6.3	6.3	6.3	6.3	1.3	2.5	5.0
Legal Gender	-	-	-	-	-	-	-	-	-	-	-
Same-Sex Relationships	10.0	10.0	10.0	10.0	10.0	10.0	10.0	10.0	0.0	0.0	5.0
Divorce	2.5	2.5	2.5	2.5	2.5	2.5	2.5	2.5	2.5	5.0	5.0

CHILE

LATIN AMERICA & THE CARIBBEAN

Ranking

30

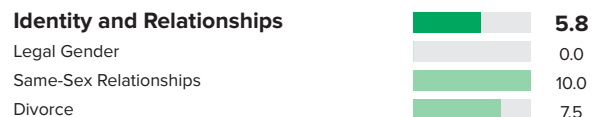
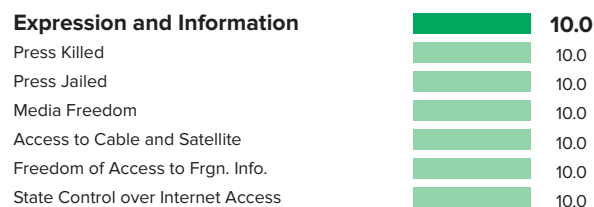
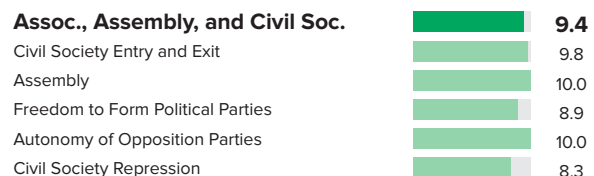
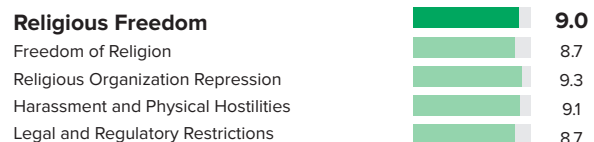
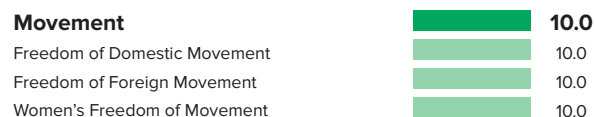
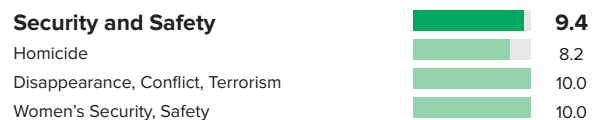

Score

8.18

Personal Freedom

34/162 Ranking

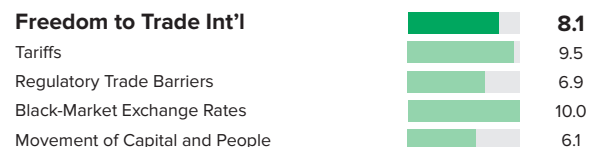
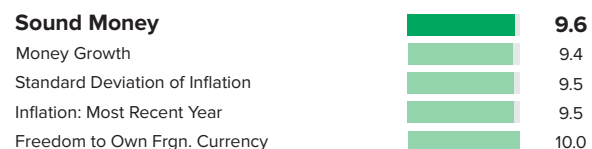
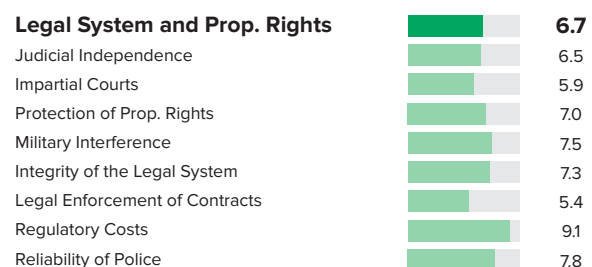
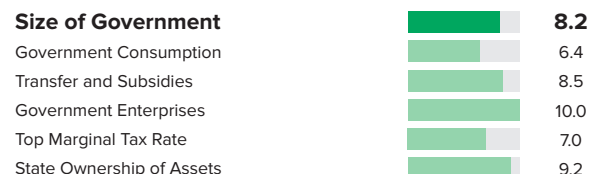
Score 8.40



Economic Freedom

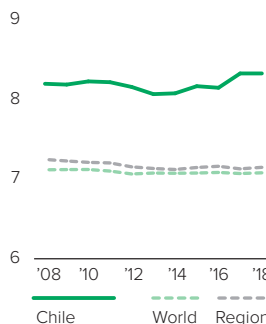
14/162 Ranking

Score 7.96

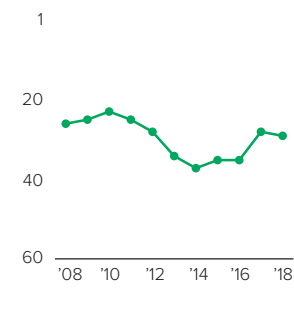


Human Freedom

Score over Time



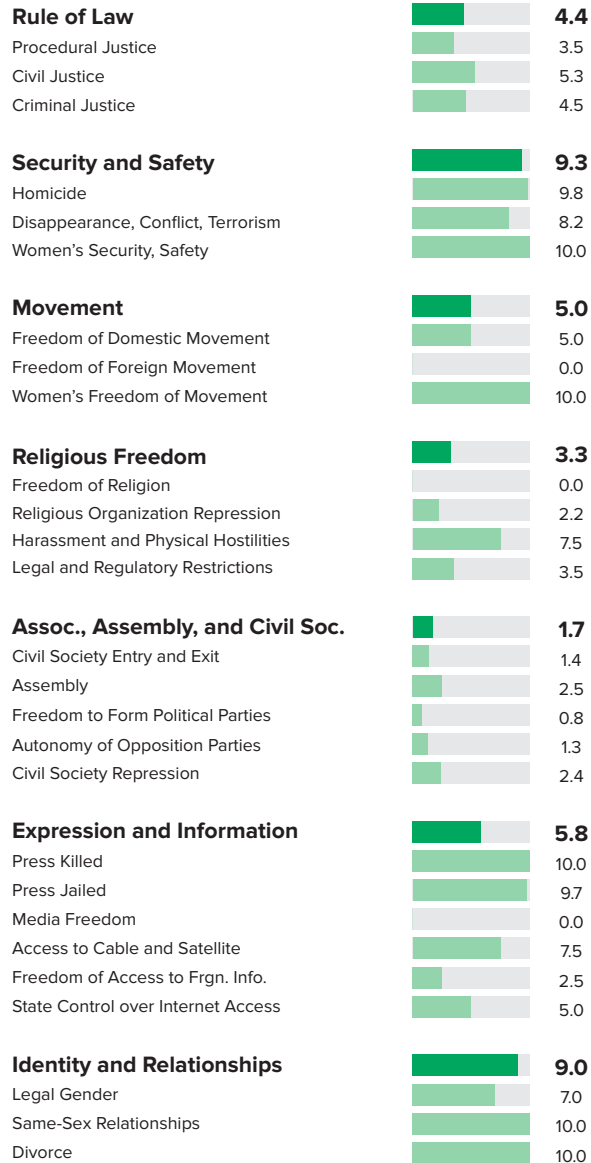
Ranking over Time



	2008	2009	2010	2011	2012	2013	2014	2015	2016	2017	2018
Human Freedom Ranking	8.20	8.19	8.23	8.22	8.16	8.07	8.08	8.05	8.03	8.18	8.18
	27	26	24	26	29	35	38	36	36	29	30
Economic Freedom	7.89	7.90	7.94	7.95	7.86	7.96	7.94	7.92	7.92	7.92	7.96
Personal Freedom	8.51	8.48	8.51	8.49	8.45	8.17	8.22	8.17	8.13	8.44	8.40
Rule of Law	6.7	6.7	6.7	6.7	6.5	6.5	6.5	6.7	6.5	6.5	6.5
Procedural Justice	7.6	7.6	7.6	7.6	7.6	7.8	7.8	7.7	7.7	7.8	7.7
Civil Justice	6.6	6.6	6.6	6.6	6.1	6.1	6.4	6.3	6.3	6.3	6.3
Criminal Justice	6.0	6.0	6.0	6.0	5.7	5.6	5.8	5.6	5.6	5.7	5.6
Security and Safety	9.5	9.5	9.6	9.5	9.7	8.7	8.7	8.7	8.7	9.4	9.4
Homicide	8.6	8.5	8.7	8.5	9.0	8.7	8.6	8.6	8.6	8.3	8.2
Disappearance, Conflict, Terrorism	10.0	10.0	10.0	10.0	10.0	10.0	9.9	10.0	10.0	10.0	10.0
Women's Security, Safety	10.0	10.0	10.0	10.0	10.0	7.5	7.5	7.5	7.5	10.0	10.0
Movement	10.0	10.0	10.0	10.0	10.0	10.0	10.0	10.0	10.0	10.0	10.0
Freedom of Domestic Movement	10.0	10.0	10.0	10.0	10.0	10.0	10.0	10.0	10.0	10.0	10.0
Freedom of Foreign Movement	10.0	10.0	10.0	10.0	10.0	10.0	10.0	10.0	10.0	10.0	10.0
Women's Freedom of Movement	10.0	10.0	10.0	10.0	10.0	10.0	10.0	10.0	10.0	10.0	10.0
Religious Freedom	8.3	8.2	8.2	8.2	8.0	7.6	7.7	9.0	9.0	9.0	9.0
Freedom of Religion	9.2	9.2	9.2	9.2	9.2	8.7	8.7	8.7	8.7	8.7	8.7
Religious Organization Repression	10.0	10.0	10.0	10.0	10.0	9.6	9.6	9.5	9.5	9.5	9.3
Harassment and Physical Hostilities	8.0	8.0	7.7	8.0	7.5	7.6	7.8	9.7	9.1	9.1	9.1
Legal and Regulatory Restrictions	6.0	5.6	5.8	5.5	5.2	4.6	4.9	7.9	8.7	8.7	8.7
Assoc., Assembly, and Civil Soc.	9.2	9.1	9.2	9.2	9.2	9.0	9.5	9.7	9.7	9.7	9.4
Civil Society Entry and Exit	10.0	10.0	10.0	10.0	10.0	10.0	10.0	10.0	9.7	9.7	9.8
Assembly	7.5	7.5	7.5	7.5	7.5	7.5	10.0	10.0	10.0	10.0	10.0
Freedom to Form Political Parties	8.5	8.5	8.5	8.5	8.5	8.4	8.4	8.7	8.7	8.8	8.9
Autonomy of Opposition Parties	10.0	9.6	10.0	10.0	10.0	10.0	10.0	10.0	10.0	10.0	10.0
Civil Society Repression	10.0	10.0	10.0	10.0	10.0	9.2	9.2	9.9	9.9	10.0	8.3
Expression and Information	9.5	9.5	9.5	9.5	9.5	9.5	9.5	9.5	9.5	10.0	10.0
Press Killed	10.0	10.0	10.0	10.0	10.0	10.0	10.0	10.0	10.0	10.0	10.0
Press Jailed	10.0	10.0	10.0	10.0	10.0	10.0	10.0	10.0	10.0	10.0	10.0
Media Freedom	7.0	6.9	7.0	6.9	6.9	6.9	6.9	7.0	7.0	10.0	10.0
Access to Cable and Satellite	10.0	10.0	10.0	10.0	10.0	10.0	10.0	10.0	10.0	10.0	10.0
Freedom of Access to Frgn. Info.	10.0	10.0	10.0	10.0	10.0	10.0	10.0	10.0	10.0	10.0	10.0
State Control over Internet Access	10.0	10.0	10.0	10.0	10.0	10.0	10.0	10.0	10.0	10.0	10.0
Identity and Relationships	7.5	7.5	7.5	7.5	7.5	7.5	7.5	5.0	5.0	5.8	5.8
Legal Gender	-	-	-	-	-	-	-	0.0	0.0	0.0	0.0
Same-Sex Relationships	10.0	10.0	10.0	10.0	10.0	10.0	10.0	10.0	10.0	10.0	10.0
Divorce	5.0	5.0	5.0	5.0	5.0	5.0	5.0	5.0	5.0	7.5	7.5

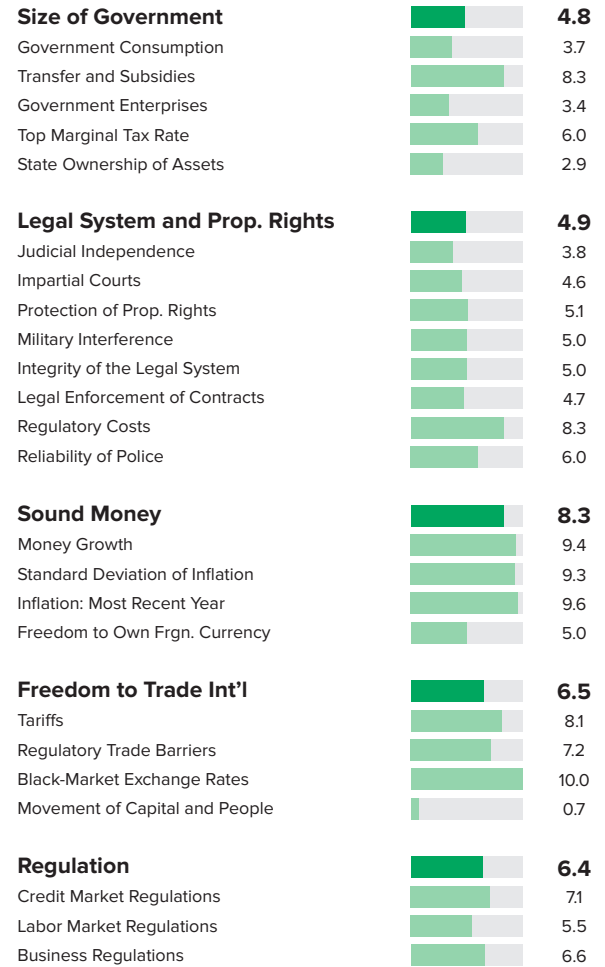
Personal Freedom

125/162 Ranking Score 5.92



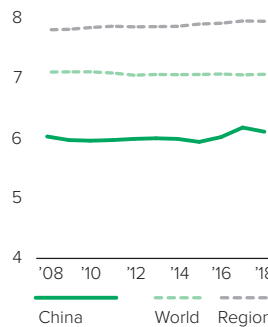
Economic Freedom

124/162 Ranking Score 6.21

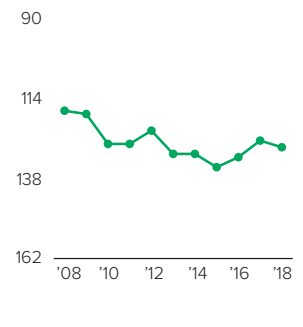


Human Freedom

Score over Time



Ranking over Time



CHINA

EAST ASIA

	2008	2009	2010	2011	2012	2013	2014	2015	2016	2017	2018
Human Freedom Ranking	6.04	5.98	5.97	5.98	6.00	6.01	6.00	5.90	5.98	6.14	6.07
	118	119	128	128	124	131	131	135	132	127	129
Economic Freedom	6.04	6.07	6.04	6.07	6.15	6.19	6.20	6.22	6.25	6.26	6.21
Personal Freedom	6.04	5.89	5.89	5.88	5.85	5.83	5.80	5.57	5.71	6.02	5.92
Rule of Law	4.7	4.7	4.7	4.7	4.2	4.2	4.4	4.7	4.7	4.7	4.4
Procedural Justice	4.3	4.3	4.3	4.3	4.1	3.9	4.0	4.0	4.0	4.2	3.5
Civil Justice	4.3	4.3	4.3	4.3	4.1	4.8	5.2	5.4	5.4	5.4	5.3
Criminal Justice	5.4	5.4	5.4	5.4	4.3	4.5	4.7	4.8	4.8	4.7	4.5
Security and Safety	9.5	8.9	8.9	8.0	8.4	8.4	8.2	8.1	8.1	9.3	9.3
Homicide	9.6	9.6	9.6	9.6	9.7	9.7	9.7	9.7	9.8	9.8	9.8
Disappearance, Conflict, Terrorism	9.0	7.0	7.0	7.0	8.0	8.0	7.5	7.0	7.0	8.0	8.2
Women's Security, Safety	10.0	10.0	10.0	7.5	7.5	7.5	7.5	7.5	7.5	10.0	10.0
Movement	3.3	3.3	3.3	3.3	3.3	3.3	3.3	3.3	5.0	5.0	5.0
Freedom of Domestic Movement	0.0	0.0	0.0	0.0	0.0	0.0	0.0	0.0	0.0	5.0	5.0
Freedom of Foreign Movement	0.0	0.0	0.0	0.0	0.0	0.0	0.0	0.0	5.0	0.0	0.0
Women's Freedom of Movement	10.0	10.0	10.0	10.0	10.0	10.0	10.0	10.0	10.0	10.0	10.0
Religious Freedom	4.9	5.0	5.0	5.3	5.4	5.5	5.3	4.0	3.5	3.3	3.3
Freedom of Religion	0.8	0.8	0.7	1.6	1.6	1.5	1.3	1.3	1.1	0.0	0.0
Religious Organization Repression	3.0	3.0	3.1	3.1	3.0	2.5	2.5	2.2	2.1	2.2	2.2
Harassment and Physical Hostilities	8.6	8.8	8.5	8.9	8.8	9.2	8.9	7.1	7.5	7.5	7.5
Legal and Regulatory Restrictions	7.4	7.5	7.7	7.4	8.2	8.6	8.6	5.2	3.5	3.5	3.5
Assoc., Assembly, and Civil Soc.	1.5	1.5	1.5	2.0	2.0	1.8	1.8	1.7	1.7	1.8	1.7
Civil Society Entry and Exit	2.6	2.6	2.6	2.6	2.5	2.3	2.3	1.9	1.9	1.7	1.4
Assembly	0.0	0.0	0.0	2.5	2.5	2.5	2.5	2.5	2.5	2.5	2.5
Freedom to Form Political Parties	1.1	1.1	1.1	1.1	1.1	0.7	0.7	0.7	0.7	1.1	0.8
Autonomy of Opposition Parties	0.8	0.8	0.8	0.8	0.8	0.4	0.4	0.7	0.7	1.1	1.3
Civil Society Repression	3.0	3.0	3.1	3.1	3.1	3.0	3.1	2.5	2.5	2.6	2.4
Expression and Information	5.1	5.2	5.1	6.4	6.4	6.4	5.9	5.9	5.9	6.2	5.8
Press Killed	10.0	10.0	10.0	10.0	10.0	10.0	10.0	10.0	10.0	10.0	10.0
Press Jailed	9.8	9.8	9.7	9.8	9.8	9.8	9.7	9.6	9.7	9.7	9.7
Media Freedom	1.0	1.1	0.9	0.9	1.2	1.0	0.8	0.6	0.8	2.5	0.0
Access to Cable and Satellite	6.7	6.7	6.7	5.0	5.0	5.0	7.5	7.5	7.5	7.5	7.5
Freedom of Access to Frgn. Info.	3.3	3.3	3.3	7.5	7.5	7.5	2.5	2.5	2.5	2.5	2.5
State Control over Internet Access	0.0	0.0	0.0	5.0	5.0	5.0	5.0	5.0	5.0	5.0	5.0
Identity and Relationships	10.0	10.0	10.0	10.0	10.0	10.0	10.0	9.0	9.0	9.0	9.0
Legal Gender	-	-	-	-	-	-	-	7.0	7.0	7.0	7.0
Same-Sex Relationships	10.0	10.0	10.0	10.0	10.0	10.0	10.0	10.0	10.0	10.0	10.0
Divorce	10.0	10.0	10.0	10.0	10.0	10.0	10.0	10.0	10.0	10.0	10.0

COLOMBIA

LATIN AMERICA & THE CARIBBEAN

Ranking

86

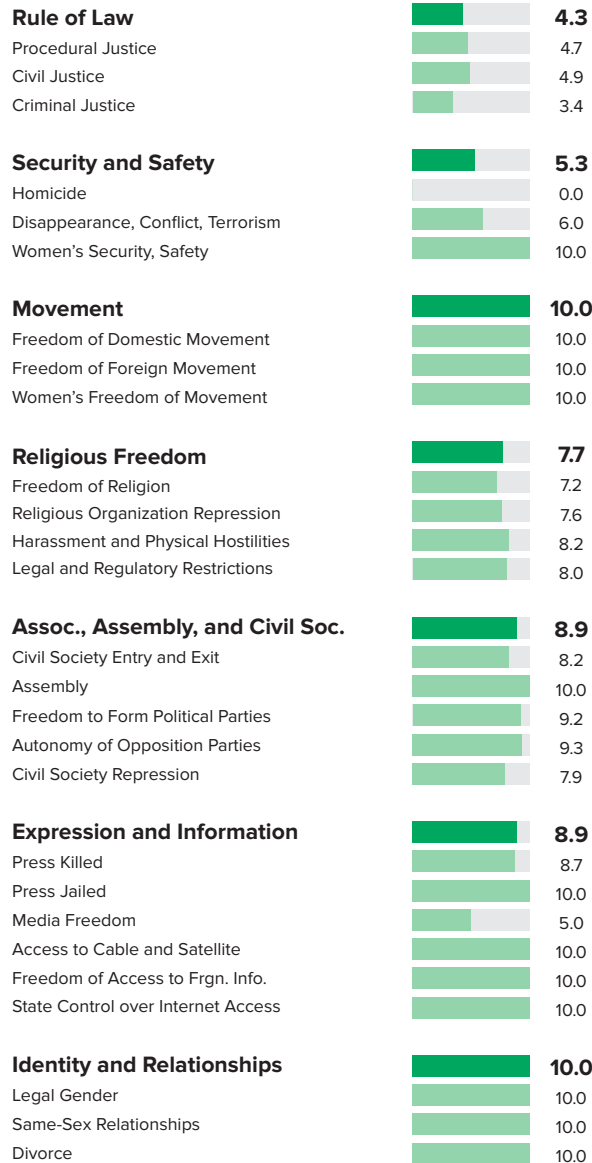
Score

6.85

Personal Freedom

86/162 Ranking

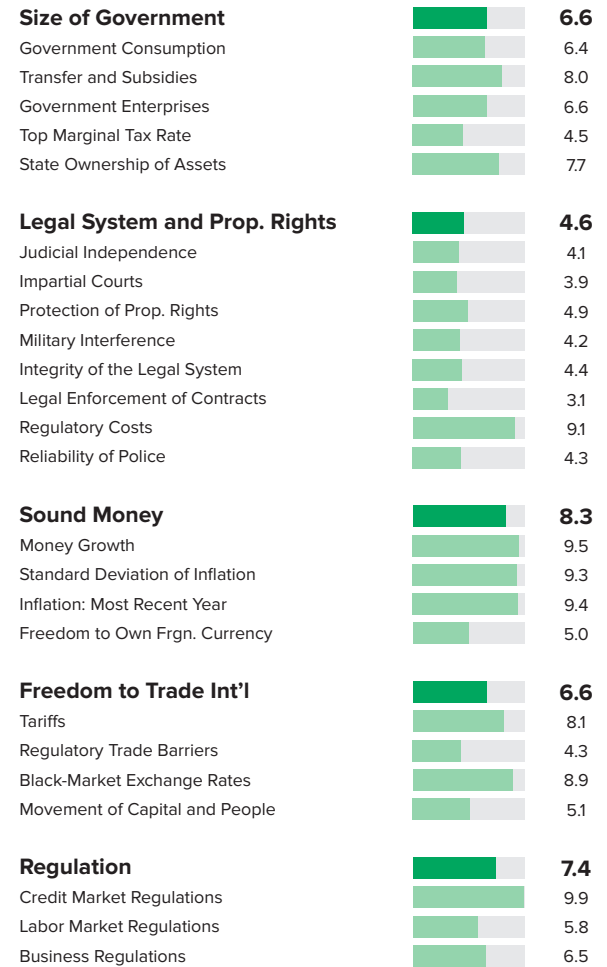
Score **6.98**



Economic Freedom

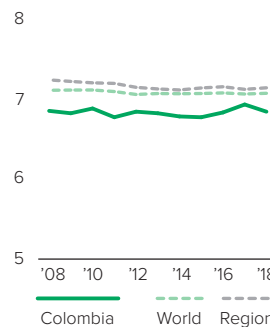
92/162 Ranking

Score **6.71**

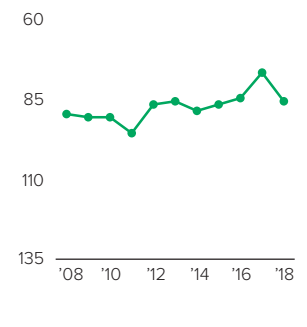


Human Freedom

Score over Time



Ranking over Time



COLOMBIA

LATIN AMERICA & THE CARIBBEAN

	2008	2009	2010	2011	2012	2013	2014	2015	2016	2017	2018
Human Freedom Ranking	6.86	6.83	6.89	6.78	6.85	6.83	6.79	6.78	6.84	6.94	6.85
Economic Freedom	6.67	6.68	6.72	6.77	6.85	6.78	6.63	6.62	6.68	6.68	6.71
Personal Freedom	7.04	6.98	7.06	6.78	6.84	6.87	6.95	6.93	6.99	7.19	6.98
Rule of Law	4.8	4.8	4.8	4.8	4.5	4.5	4.5	4.5	4.4	4.4	4.3
Procedural Justice	4.6	4.6	4.6	4.6	5.1	5.1	5.0	5.0	5.0	4.7	4.7
Civil Justice	5.3	5.3	5.3	5.3	4.9	5.1	5.0	4.9	4.9	4.8	4.9
Criminal Justice	4.3	4.3	4.3	4.3	3.5	3.4	3.4	3.4	3.4	3.3	3.4
Security and Safety	5.3	5.2	5.2	5.4	5.2	5.3	5.3	5.2	5.5	5.4	5.3
Homicide	0.0	0.0	0.0	0.0	0.0	0.0	0.0	0.0	0.0	0.0	0.0
Disappearance, Conflict, Terrorism	5.8	5.6	5.7	6.1	5.6	5.9	5.9	5.6	6.4	6.3	6.0
Women's Security, Safety	10.0	10.0	10.0	10.0	10.0	10.0	10.0	10.0	10.0	10.0	10.0
Movement	10.0	10.0	10.0	6.7	8.3	8.3	8.3	8.3	8.3	10.0	10.0
Freedom of Domestic Movement	10.0	10.0	10.0	10.0	10.0	10.0	10.0	10.0	10.0	10.0	10.0
Freedom of Foreign Movement	10.0	10.0	10.0	5.0	10.0	10.0	10.0	10.0	10.0	10.0	10.0
Women's Freedom of Movement	10.0	10.0	10.0	5.0	5.0	5.0	5.0	5.0	5.0	10.0	10.0
Religious Freedom	8.4	8.3	8.7	8.8	8.8	8.3	7.9	8.4	8.1	8.7	7.7
Freedom of Religion	8.9	8.9	9.6	9.6	9.6	9.0	7.9	7.9	8.0	9.4	7.2
Religious Organization Repression	10.0	10.0	10.0	10.0	10.0	8.6	8.5	8.5	8.3	9.3	7.6
Harassment and Physical Hostilities	8.4	8.7	9.2	9.1	9.0	8.9	9.0	8.9	8.2	8.2	8.2
Legal and Regulatory Restrictions	6.3	5.6	6.1	6.3	6.6	6.6	6.3	8.1	8.0	8.0	8.0
Assoc., Assembly, and Civil Soc.	7.9	7.9	8.0	8.5	8.5	9.1	9.6	9.6	9.7	9.4	8.9
Civil Society Entry and Exit	6.9	6.9	6.9	7.8	7.8	9.5	9.5	9.5	9.7	9.7	8.2
Assembly	7.5	7.5	7.5	7.5	7.5	7.5	10.0	10.0	10.0	10.0	10.0
Freedom to Form Political Parties	9.0	9.0	9.4	9.4	9.4	9.4	9.4	9.4	9.4	9.3	9.2
Autonomy of Opposition Parties	9.4	9.4	9.6	9.6	9.6	9.3	9.3	9.3	9.3	9.4	9.3
Civil Society Repression	6.5	6.5	6.6	8.0	8.2	10.0	10.0	10.0	10.0	8.8	7.9
Expression and Information	9.0	8.6	8.8	8.6	8.5	8.5	9.0	8.8	9.1	9.1	8.9
Press Killed	10.0	7.8	8.5	9.3	8.6	8.6	9.3	7.9	10.0	9.3	8.7
Press Jailed	10.0	10.0	10.0	10.0	10.0	10.0	10.0	10.0	10.0	10.0	10.0
Media Freedom	4.1	3.9	4.5	4.7	4.9	4.8	4.6	4.6	4.6	5.0	5.0
Access to Cable and Satellite	10.0	10.0	10.0	10.0	10.0	10.0	10.0	10.0	10.0	10.0	10.0
Freedom of Access to Frgn. Info.	10.0	10.0	10.0	10.0	10.0	10.0	10.0	10.0	10.0	10.0	10.0
State Control over Internet Access	10.0	10.0	10.0	7.5	7.5	7.5	10.0	10.0	10.0	10.0	10.0
Identity and Relationships	10.0	10.0	10.0	10.0	10.0	10.0	10.0	10.0	10.0	10.0	10.0
Legal Gender	-	-	-	-	-	-	-	10.0	10.0	10.0	10.0
Same-Sex Relationships	10.0	10.0	10.0	10.0	10.0	10.0	10.0	10.0	10.0	10.0	10.0
Divorce	10.0	10.0	10.0	10.0	10.0	10.0	10.0	10.0	10.0	10.0	10.0

CONGO, DEM. REP.

SUB-SAHARAN AFRICA

Ranking

151

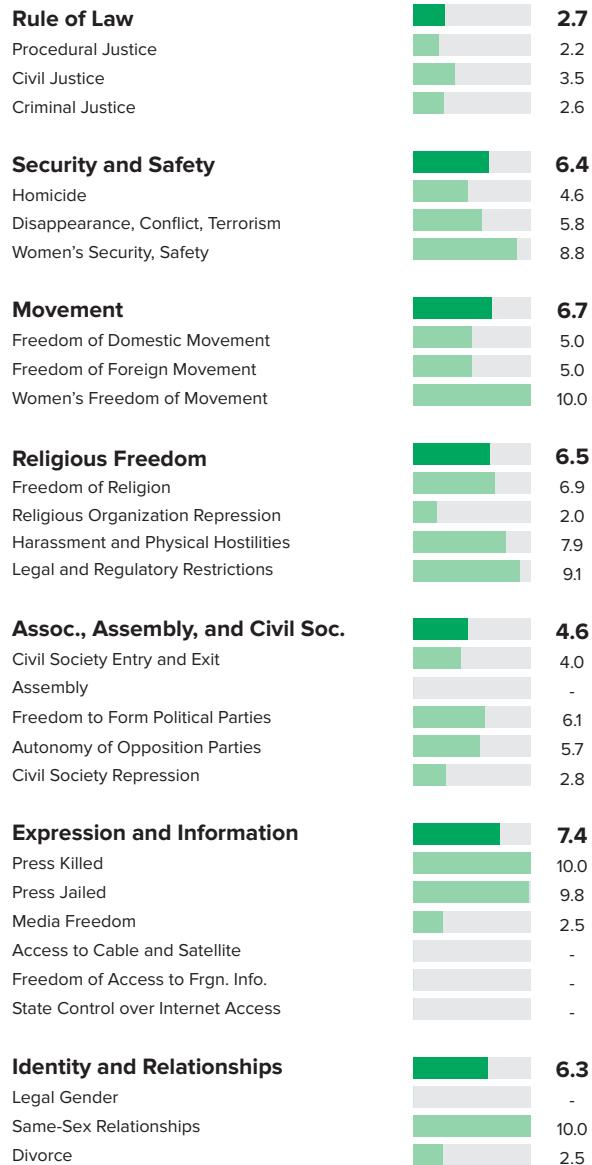
Score

5.29

Personal Freedom

136/162 Ranking

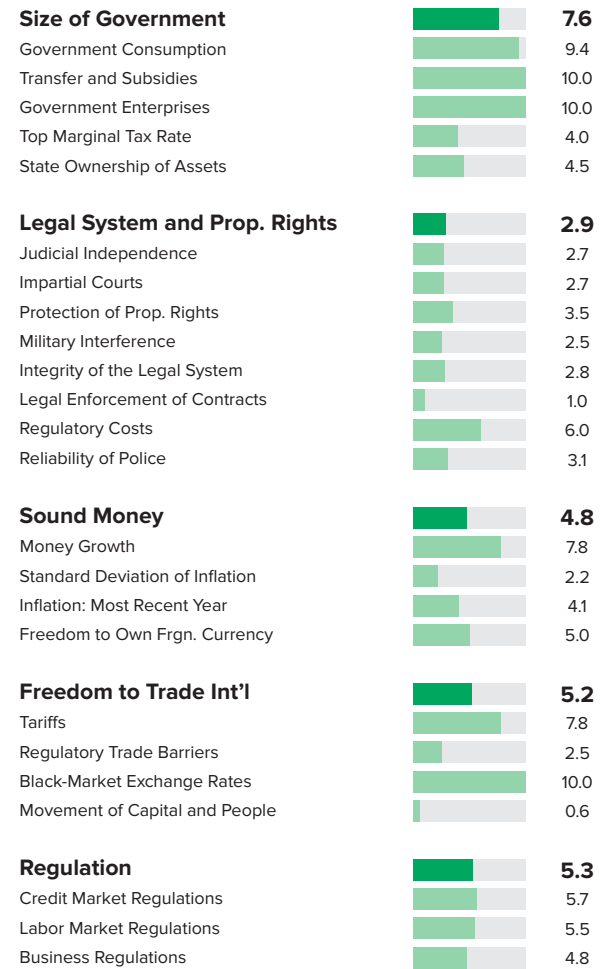
Score 5.42



Economic Freedom

154/162 Ranking

Score 5.15

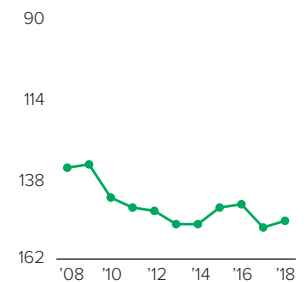


Human Freedom

Score over Time



Ranking over Time



CONGO, DEM. REP.

SUB-SAHARAN AFRICA

	2008	2009	2010	2011	2012	2013	2014	2015	2016	2017	2018
Human Freedom Ranking	5.33	5.47	5.47	5.25	5.10	5.08	5.11	5.24	5.42	5.15	5.29
	135	134	144	147	148	152	152	147	146	153	151
Economic Freedom	5.23	5.51	5.55	5.60	5.65	5.58	5.43	5.60	5.76	4.99	5.15
Personal Freedom	5.42	5.42	5.38	4.89	4.54	4.58	4.78	4.87	5.08	5.31	5.42
Rule of Law	3.4	3.3	3.3	3.3	2.7	2.8	2.9	2.7	2.6	2.5	2.7
Procedural Justice	-	-	-	-	-	-	-	-	-	1.8	2.2
Civil Justice	-	-	-	-	-	-	-	-	-	3.6	3.5
Criminal Justice	-	-	-	-	-	-	-	-	-	2.7	2.6
Security and Safety	6.9	6.9	7.0	6.1	5.6	5.5	6.0	6.0	6.3	6.3	6.4
Homicide	4.3	4.3	4.3	4.3	4.3	4.6	4.6	4.6	4.6	4.6	4.6
Disappearance, Conflict, Terrorism	6.7	6.5	6.9	6.4	5.0	4.5	6.0	6.1	6.8	5.5	5.8
Women's Security, Safety	9.8	9.8	9.8	7.5	7.5	7.5	7.5	7.5	7.5	8.8	8.8
Movement	3.3	3.3	3.3	0.0	0.0	0.0	0.0	1.7	3.3	6.7	6.7
Freedom of Domestic Movement	0.0	0.0	0.0	0.0	0.0	0.0	0.0	0.0	0.0	5.0	5.0
Freedom of Foreign Movement	0.0	0.0	0.0	0.0	0.0	0.0	0.0	5.0	10.0	5.0	5.0
Women's Freedom of Movement	10.0	10.0	10.0	0.0	0.0	0.0	0.0	0.0	0.0	10.0	10.0
Religious Freedom	6.7	6.9	6.3	6.2	6.4	6.4	6.3	6.8	6.6	6.4	6.5
Freedom of Religion	7.0	7.0	7.0	6.9	6.9	6.8	6.8	6.8	6.8	6.8	6.9
Religious Organization Repression	4.1	4.1	3.7	3.7	3.9	3.7	4.2	4.2	2.7	2.0	2.0
Harassment and Physical Hostilities	8.8	9.2	8.3	8.1	8.2	8.8	8.9	8.5	7.9	7.9	7.9
Legal and Regulatory Restrictions	6.9	7.1	6.0	6.3	6.7	6.2	5.5	7.5	9.1	9.1	9.1
Assoc., Assembly, and Civil Soc.	5.2	5.3	5.3	5.1	4.9	5.0	5.2	5.0	4.5	4.6	4.6
Civil Society Entry and Exit	4.7	4.7	4.9	4.7	4.7	5.0	5.2	5.0	4.0	4.0	4.0
Assembly	-	-	-	-	-	-	-	-	-	-	-
Freedom to Form Political Parties	6.4	6.7	6.3	6.3	6.0	5.9	5.9	5.8	5.6	5.8	6.1
Autonomy of Opposition Parties	5.8	5.8	5.8	5.8	5.8	5.7	5.6	5.4	5.4	5.7	5.7
Civil Society Repression	4.1	4.1	4.1	3.7	3.3	3.6	4.2	3.8	2.8	2.8	2.8
Expression and Information	7.0	7.1	7.1	8.0	7.0	7.3	7.7	7.2	7.9	7.3	7.4
Press Killed	9.4	9.5	9.5	9.5	10.0	10.0	9.1	9.6	9.6	10.0	10.0
Press Jailed	9.7	10.0	10.0	10.0	9.6	9.9	9.9	9.9	10.0	9.4	9.8
Media Freedom	1.8	1.8	1.8	4.6	1.5	2.1	4.0	2.3	4.0	2.5	2.5
Access to Cable and Satellite	-	-	-	-	-	-	-	-	-	-	-
Freedom of Access to Frgn. Info.	-	-	-	-	-	-	-	-	-	-	-
State Control over Internet Access	-	-	-	-	-	-	-	-	-	-	-
Identity and Relationships	6.3	6.3	6.3	6.3	6.3	6.3	6.3	6.3	6.3	6.3	6.3
Legal Gender	-	-	-	-	-	-	-	-	-	-	-
Same-Sex Relationships	10.0	10.0	10.0	10.0	10.0	10.0	10.0	10.0	10.0	10.0	10.0
Divorce	2.5	2.5	2.5	2.5	2.5	2.5	2.5	2.5	2.5	2.5	2.5

CONGO, REP. OF

SUB-SAHARAN AFRICA

Ranking

143

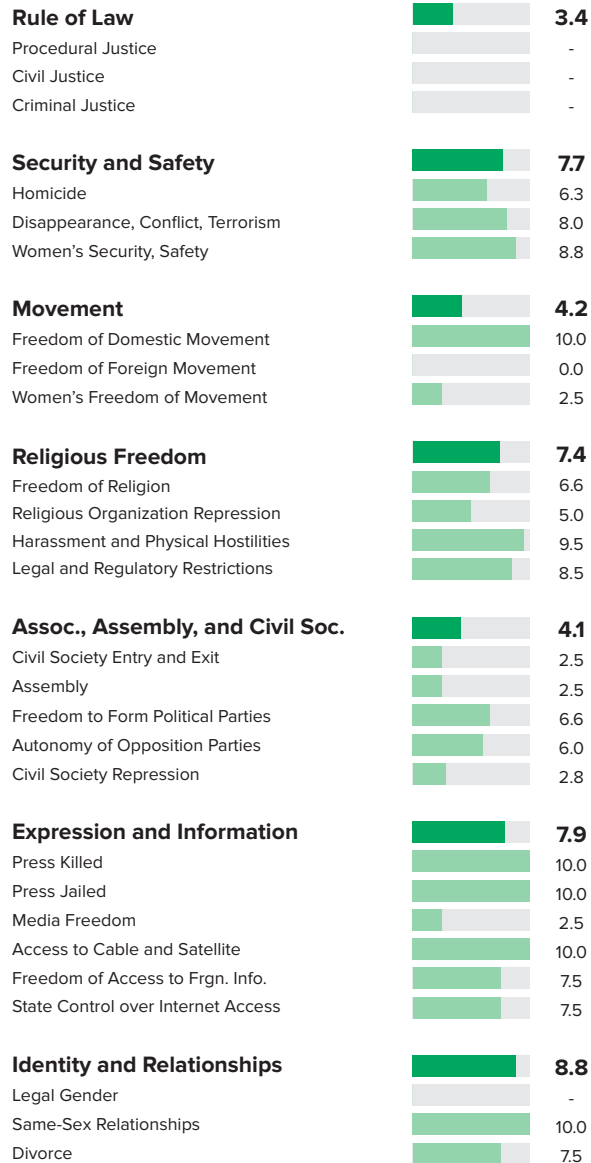
Score

5.51

Personal Freedom

123/162 Ranking

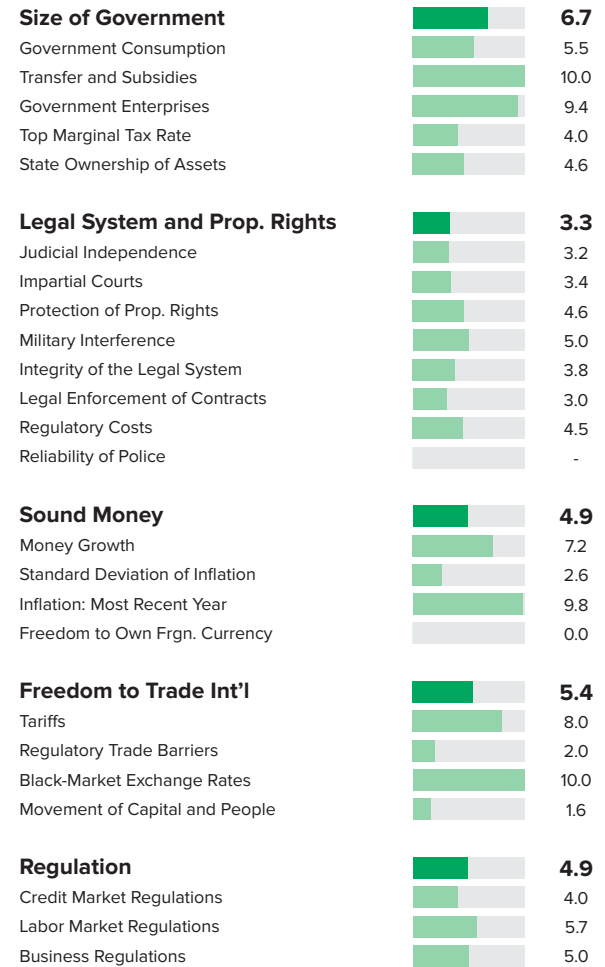
Score 5.99



Economic Freedom

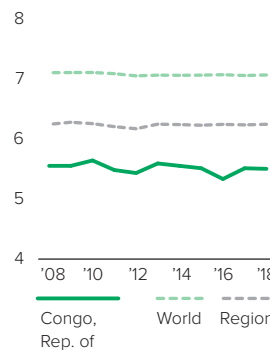
156/162 Ranking

Score 5.03

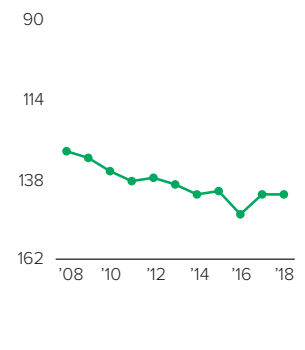


Human Freedom

Score over Time



Ranking over Time



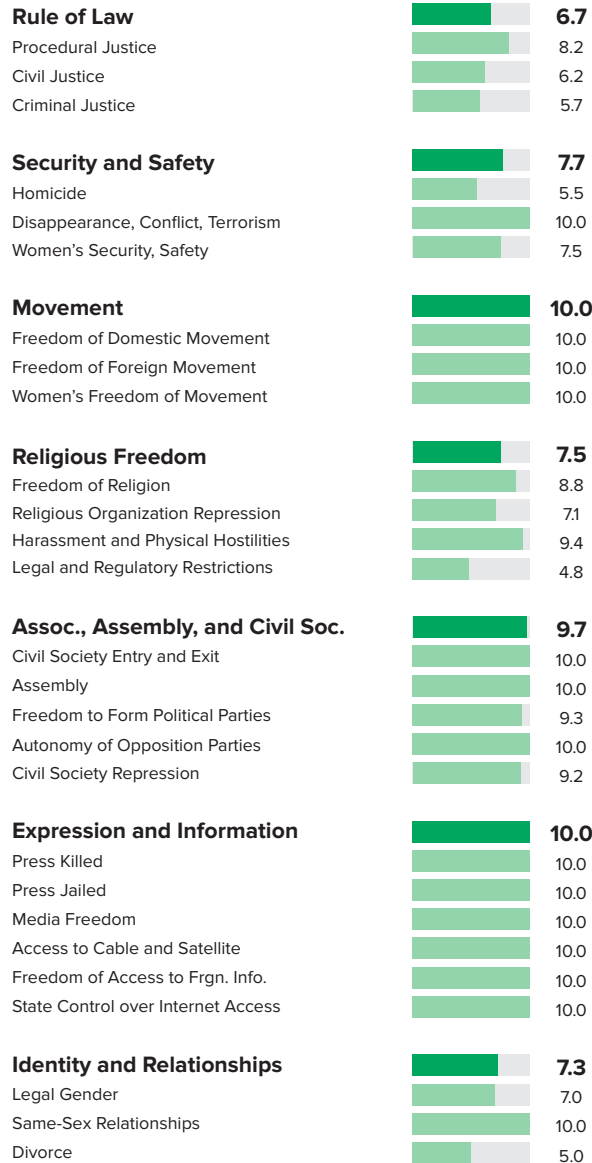
CONGO, REP. OF

SUB-SAHARAN AFRICA

	2008	2009	2010	2011	2012	2013	2014	2015	2016	2017	2018
Human Freedom	5.56	5.56	5.65	5.49	5.44	5.60	5.56	5.52	5.34	5.52	5.51
Ranking	130	132	136	139	138	140	143	142	149	143	143
Economic Freedom	4.82	4.80	4.72	4.67	4.62	4.84	4.87	4.83	4.87	5.07	5.03
Personal Freedom	6.29	6.32	6.58	6.30	6.26	6.36	6.24	6.21	5.80	5.97	5.99
Rule of Law	3.9	3.8	3.8	3.8	3.5	3.5	3.4	3.5	3.4	3.4	3.4
Procedural Justice	-	-	-	-	-	-	-	-	-	-	-
Civil Justice	-	-	-	-	-	-	-	-	-	-	-
Criminal Justice	-	-	-	-	-	-	-	-	-	-	-
Security and Safety	6.6	7.4	7.4	6.9	6.9	7.7	7.7	7.3	7.2	7.7	7.7
Homicide	6.1	6.1	6.1	6.1	6.1	6.3	6.3	6.3	6.3	6.3	6.3
Disappearance, Conflict, Terrorism	6.7	9.0	9.0	9.0	9.0	8.0	8.0	7.0	6.6	8.0	8.0
Women's Security, Safety	7.0	7.0	7.0	5.8	5.8	8.8	8.8	8.8	8.8	8.8	8.8
Movement	6.7	6.7	8.3	8.3	8.3	8.3	6.7	6.7	3.3	4.2	4.2
Freedom of Domestic Movement	0.0	0.0	5.0	10.0	10.0	10.0	10.0	10.0	5.0	10.0	10.0
Freedom of Foreign Movement	10.0	10.0	10.0	10.0	10.0	10.0	5.0	5.0	0.0	0.0	0.0
Women's Freedom of Movement	10.0	10.0	10.0	5.0	5.0	5.0	5.0	5.0	5.0	2.5	2.5
Religious Freedom	8.0	7.8	7.5	7.4	7.4	7.2	7.4	7.6	7.6	7.7	7.4
Freedom of Religion	7.1	7.1	7.1	7.1	7.1	7.6	7.6	7.6	7.6	7.6	6.6
Religious Organization Repression	6.7	6.7	7.0	7.0	7.0	5.6	5.6	5.6	4.9	5.0	5.0
Harassment and Physical Hostilities	9.0	8.9	8.6	8.5	8.3	8.5	8.9	8.9	9.5	9.5	9.5
Legal and Regulatory Restrictions	9.1	8.4	7.4	7.2	7.2	7.2	7.7	8.5	8.5	8.5	8.5
Assoc., Assembly, and Civil Soc.	4.8	4.8	4.7	4.7	4.7	4.4	3.9	3.9	3.9	3.9	4.1
Civil Society Entry and Exit	3.4	3.4	3.4	3.4	3.4	2.4	2.4	2.4	2.4	2.3	2.5
Assembly	5.0	5.0	5.0	5.0	5.0	5.0	2.5	2.5	2.5	2.5	2.5
Freedom to Form Political Parties	7.8	7.8	7.4	7.4	7.4	6.8	6.8	6.8	6.8	6.8	6.6
Autonomy of Opposition Parties	5.5	5.5	5.5	5.5	5.5	6.0	6.0	6.0	6.0	6.0	6.0
Civil Society Repression	2.2	2.2	2.2	2.2	2.2	1.8	1.8	1.8	1.8	1.8	2.8
Expression and Information	8.6	7.3	8.6	6.9	7.4	7.0	7.9	8.2	7.8	7.6	7.9
Press Killed	10.0	2.2	10.0	10.0	10.0	10.0	10.0	10.0	10.0	10.0	10.0
Press Jailed	10.0	10.0	10.0	10.0	10.0	7.9	10.0	10.0	10.0	8.1	10.0
Media Freedom	4.8	4.7	4.7	1.6	4.5	4.3	2.1	4.0	1.8	2.5	2.5
Access to Cable and Satellite	10.0	10.0	10.0	7.5	7.5	7.5	10.0	10.0	10.0	10.0	10.0
Freedom of Access to Frgn. Info.	6.7	6.7	6.7	7.5	7.5	7.5	7.5	7.5	7.5	7.5	7.5
State Control over Internet Access	10.0	10.0	10.0	5.0	5.0	5.0	7.5	7.5	7.5	7.5	7.5
Identity and Relationships	8.8	8.8	8.8	8.8	8.8	8.8	8.8	8.8	8.8	8.8	8.8
Legal Gender	-	-	-	-	-	-	-	-	-	-	-
Same-Sex Relationships	10.0	10.0	10.0	10.0	10.0	10.0	10.0	10.0	10.0	10.0	10.0
Divorce	7.5	7.5	7.5	7.5	7.5	7.5	7.5	7.5	7.5	7.5	7.5

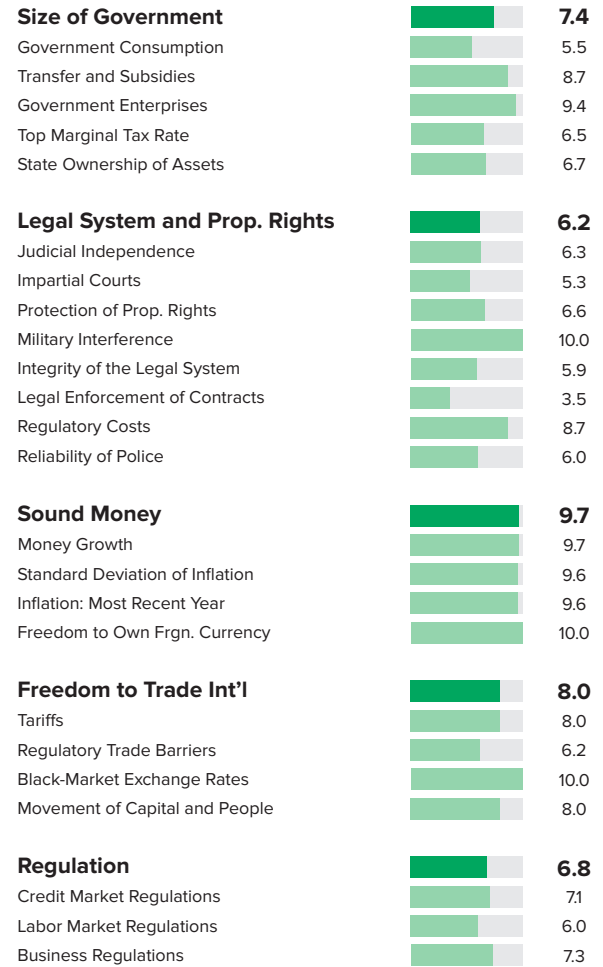
Personal Freedom

43/162 Ranking Score 8.05



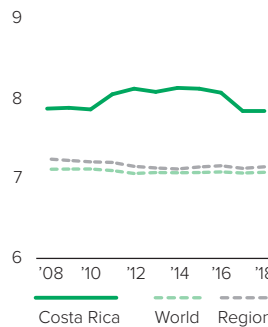
Economic Freedom

39/162 Ranking Score 7.62

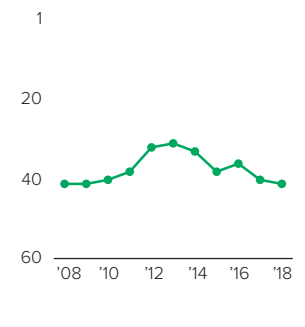


Human Freedom

Score over Time



Ranking over Time



COSTA RICA

LATIN AMERICA & THE CARIBBEAN

	2008	2009	2010	2011	2012	2013	2014	2015	2016	2017	2018
Human Freedom Ranking	7.88	7.89	7.87	8.06	8.13	8.09	8.14	7.97	7.92	7.84	7.84
	42	42	41	39	33	32	34	39	37	41	42
Economic Freedom	7.44	7.44	7.40	7.74	7.70	7.63	7.59	7.70	7.69	7.65	7.62
Personal Freedom	8.31	8.34	8.34	8.38	8.56	8.55	8.69	8.23	8.14	8.03	8.05
Rule of Law	6.1	6.3	6.2	6.1	6.0	6.0	6.7	6.7	6.6	6.6	6.7
Procedural Justice	-	-	-	-	-	8.2	8.4	8.1	8.1	8.1	8.2
Civil Justice	-	-	-	-	-	6.3	6.2	6.3	6.3	6.2	6.2
Criminal Justice	-	-	-	-	-	5.7	5.5	5.6	5.6	5.5	5.7
Security and Safety	8.5	8.4	8.5	8.6	8.8	8.8	8.7	8.5	8.4	7.5	7.7
Homicide	5.4	5.3	5.4	5.9	6.5	6.5	6.0	5.4	5.2	5.1	5.5
Disappearance, Conflict, Terrorism	10.0	10.0	10.0	10.0	10.0	10.0	10.0	10.0	10.0	10.0	10.0
Women's Security, Safety	10.0	10.0	10.0	10.0	10.0	10.0	10.0	10.0	10.0	7.5	7.5
Movement	8.3	8.3	8.3	8.3	10.0	10.0	10.0	10.0	10.0	10.0	10.0
Freedom of Domestic Movement	10.0	10.0	10.0	10.0	10.0	10.0	10.0	10.0	10.0	10.0	10.0
Freedom of Foreign Movement	5.0	5.0	5.0	5.0	10.0	10.0	10.0	10.0	10.0	10.0	10.0
Women's Freedom of Movement	10.0	10.0	10.0	10.0	10.0	10.0	10.0	10.0	10.0	10.0	10.0
Religious Freedom	9.2	9.1	9.1	9.1	9.0	9.0	8.8	8.3	7.9	7.9	7.5
Freedom of Religion	8.1	8.1	8.1	8.1	8.1	8.1	8.1	8.1	8.8	8.8	8.8
Religious Organization Repression	9.1	9.1	9.1	9.1	9.1	8.8	8.8	8.7	8.4	8.4	7.1
Harassment and Physical Hostilities	9.8	9.8	9.9	9.6	9.6	9.8	9.7	9.6	9.4	9.4	9.4
Legal and Regulatory Restrictions	9.6	9.3	9.4	9.6	9.3	9.3	8.7	6.8	4.8	4.8	4.8
Assoc., Assembly, and Civil Soc.	9.8	9.8	9.8	9.9	9.9	9.7	9.8	9.8	9.5	9.7	9.7
Civil Society Entry and Exit	10.0	10.0	10.0	10.0	10.0	10.0	10.0	10.0	10.0	10.0	10.0
Assembly	-	-	-	10.0	10.0	10.0	10.0	10.0	10.0	10.0	10.0
Freedom to Form Political Parties	9.5	9.5	9.5	9.6	9.6	9.5	9.5	9.3	9.3	9.3	9.3
Autonomy of Opposition Parties	10.0	10.0	10.0	10.0	10.0	9.4	10.0	10.0	10.0	10.0	10.0
Civil Society Repression	9.7	9.7	9.7	9.7	9.7	9.6	9.6	9.5	8.3	9.3	9.2
Expression and Information	9.4	9.4	9.4	9.7	9.7	9.7	9.7	9.7	9.8	10.0	10.0
Press Killed	10.0	10.0	10.0	10.0	10.0	10.0	10.0	10.0	10.0	10.0	10.0
Press Jailed	10.0	10.0	10.0	10.0	10.0	10.0	10.0	10.0	10.0	10.0	10.0
Media Freedom	8.1	8.1	8.3	8.2	8.3	8.3	8.5	8.5	8.6	10.0	10.0
Access to Cable and Satellite	-	-	-	10.0	10.0	10.0	10.0	10.0	10.0	10.0	10.0
Freedom of Access to Frgn. Info.	-	-	-	10.0	10.0	10.0	10.0	10.0	10.0	10.0	10.0
State Control over Internet Access	-	-	-	10.0	10.0	10.0	10.0	10.0	10.0	10.0	10.0
Identity and Relationships	10.0	10.0	10.0	10.0	10.0	10.0	10.0	6.7	6.7	7.3	7.3
Legal Gender	-	-	-	-	-	-	-	0.0	0.0	7.0	7.0
Same-Sex Relationships	10.0	10.0	10.0	10.0	10.0	10.0	10.0	10.0	10.0	10.0	10.0
Divorce	10.0	10.0	10.0	10.0	10.0	10.0	10.0	10.0	10.0	5.0	5.0

CÔTE D'IVOIRE

SUB-SAHARAN AFRICA

Ranking

109

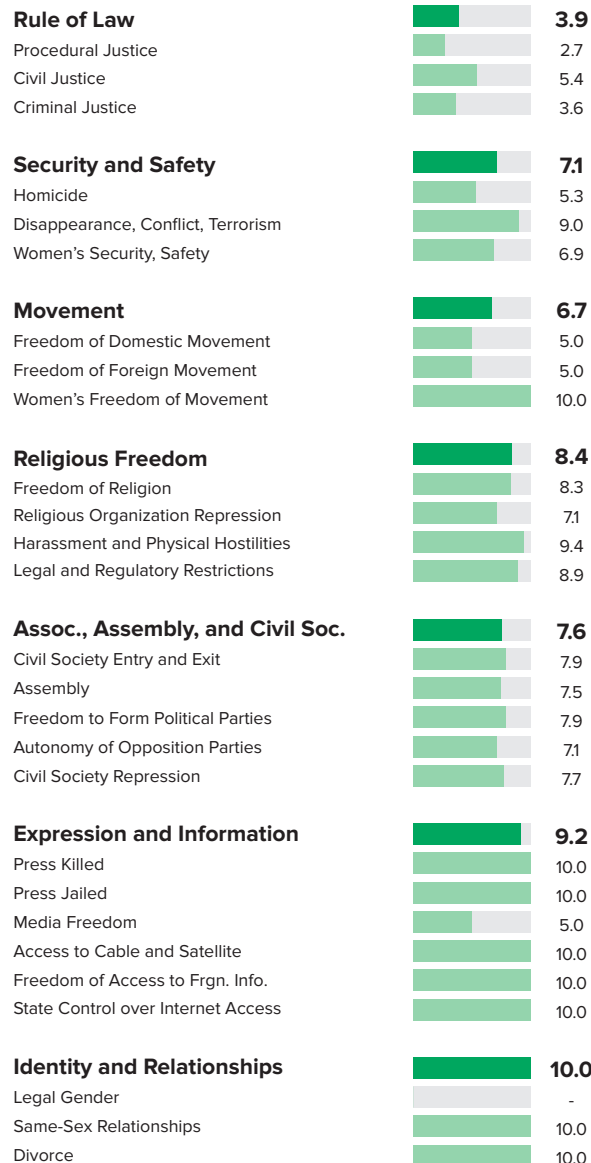
Score

6.51

Personal Freedom

87/162 Ranking

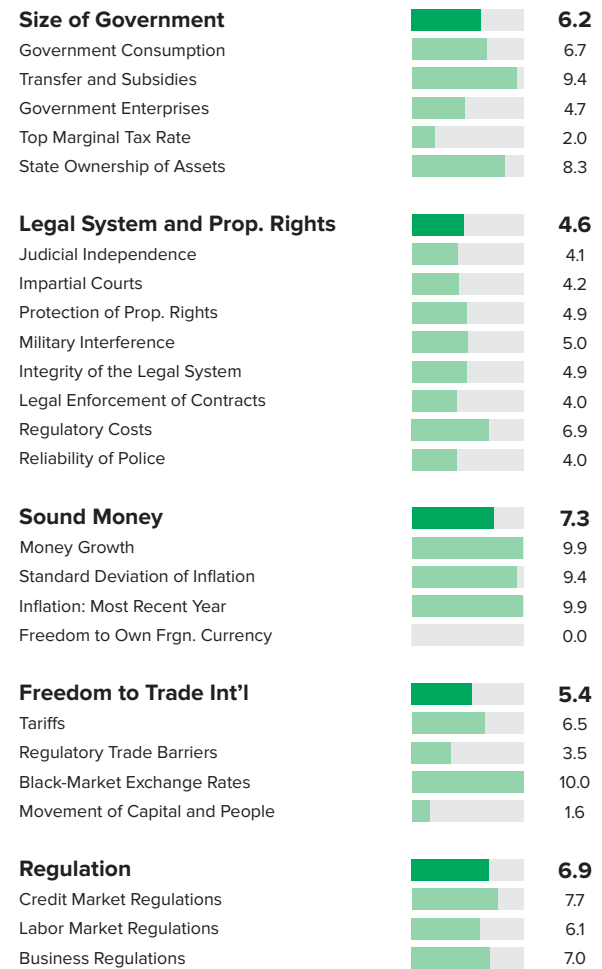
Score 6.93



Economic Freedom

128/162 Ranking

Score 6.09



Human Freedom

Score over Time



Ranking over Time



CÔTE D'IVOIRE

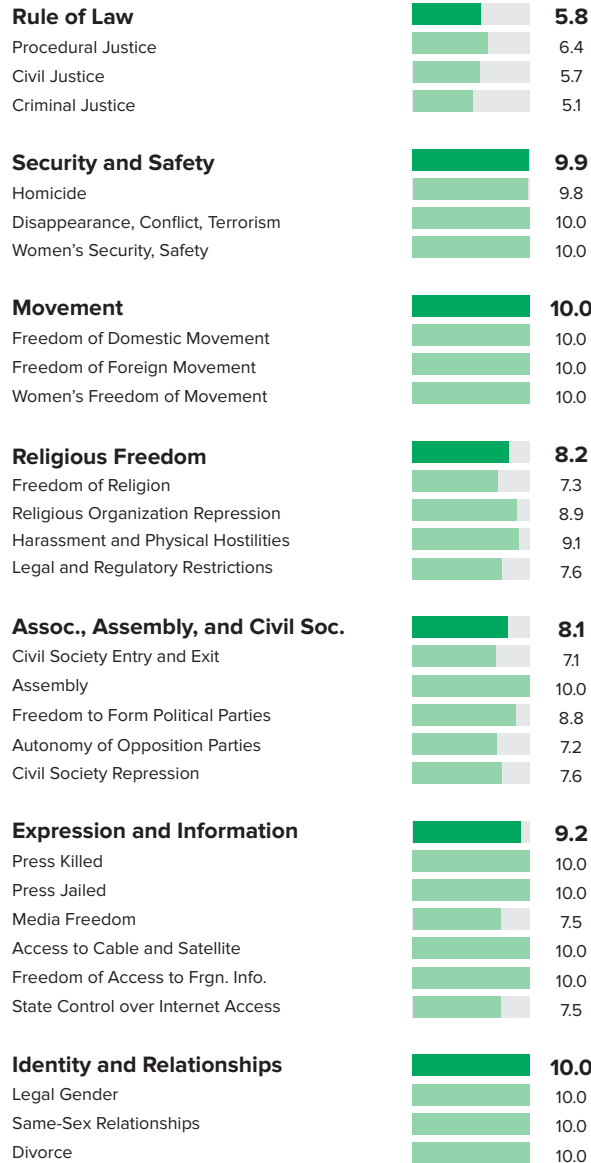
SUB-SAHARAN AFRICA

	2008	2009	2010	2011	2012	2013	2014	2015	2016	2017	2018
Human Freedom Ranking	6.13	6.22	6.08	5.82	5.94	6.28	6.29	6.28	6.39	6.47	6.51
	114	112	125	131	129	118	114	116	110	110	109
Economic Freedom	5.68	5.85	5.67	5.63	5.61	5.88	5.88	5.89	5.95	5.96	6.09
Personal Freedom	6.58	6.59	6.48	6.01	6.26	6.67	6.70	6.67	6.82	6.97	6.93
Rule of Law	3.8	3.8	3.8	3.8	4.0	4.0	4.0	3.6	4.0	4.0	3.9
Procedural Justice	2.7	2.7	2.7	2.7	3.0	2.7	2.1	3.0	3.0	2.8	2.7
Civil Justice	5.1	5.1	5.1	5.1	4.8	5.4	5.1	5.2	5.2	5.2	5.4
Criminal Justice	3.7	3.7	3.7	3.7	4.0	3.8	3.7	3.9	3.9	3.8	3.6
Security and Safety	6.1	6.1	5.9	6.0	6.3	6.5	6.3	6.3	6.6	7.1	7.1
Homicide	4.9	4.9	4.9	4.9	4.9	5.3	5.3	5.3	5.3	5.3	5.3
Disappearance, Conflict, Terrorism	8.0	8.0	7.4	7.3	8.3	8.5	8.0	7.9	8.9	9.0	9.0
Women's Security, Safety	5.3	5.3	5.3	5.7	5.7	5.7	5.7	5.7	5.7	6.9	6.9
Movement	6.7	6.7	6.7	3.3	3.3	6.7	6.7	6.7	6.7	6.7	6.7
Freedom of Domestic Movement	10.0	10.0	10.0	5.0	0.0	0.0	0.0	0.0	0.0	5.0	5.0
Freedom of Foreign Movement	0.0	0.0	0.0	0.0	5.0	10.0	10.0	10.0	10.0	5.0	5.0
Women's Freedom of Movement	10.0	10.0	10.0	5.0	5.0	10.0	10.0	10.0	10.0	10.0	10.0
Religious Freedom	8.3	8.3	7.9	7.6	7.6	8.1	8.1	8.7	8.2	8.4	8.4
Freedom of Religion	8.8	8.8	7.9	8.0	7.9	8.9	8.9	8.9	7.7	7.8	8.3
Religious Organization Repression	7.7	7.7	7.7	7.6	7.6	7.7	7.7	7.7	6.9	7.5	7.1
Harassment and Physical Hostilities	8.5	9.0	8.1	8.2	7.9	8.3	8.1	9.4	9.4	9.4	9.4
Legal and Regulatory Restrictions	8.4	7.7	7.7	6.8	7.2	7.5	7.8	8.6	8.9	8.9	8.9
Assoc., Assembly, and Civil Soc.	7.4	7.3	7.2	7.1	7.3	7.0	7.2	7.3	7.4	7.7	7.6
Civil Society Entry and Exit	8.3	8.3	7.9	7.9	8.3	7.8	8.6	8.6	8.6	7.9	7.9
Assembly	5.0	5.0	5.0	7.5	7.5	7.5	7.5	7.5	7.5	7.5	7.5
Freedom to Form Political Parties	8.6	8.6	8.2	7.2	7.7	7.9	7.9	7.8	7.8	8.6	7.9
Autonomy of Opposition Parties	7.1	7.1	7.1	5.8	5.8	5.8	5.8	5.8	6.7	7.1	7.1
Civil Society Repression	7.8	7.8	7.7	7.3	7.4	6.0	6.0	6.6	6.6	7.3	7.7
Expression and Information	8.8	8.9	8.8	7.5	8.6	8.7	9.2	9.2	9.2	9.2	9.2
Press Killed	10.0	10.0	10.0	6.8	10.0	10.0	10.0	10.0	10.0	10.0	10.0
Press Jailed	9.5	10.0	10.0	8.1	10.0	10.0	10.0	10.0	10.0	10.0	10.0
Media Freedom	3.1	3.3	3.0	2.8	4.0	4.9	5.2	5.3	5.3	5.0	5.0
Access to Cable and Satellite	10.0	10.0	10.0	10.0	10.0	10.0	10.0	10.0	10.0	10.0	10.0
Freedom of Access to Frgn. Info.	10.0	10.0	10.0	7.5	7.5	7.5	10.0	10.0	10.0	10.0	10.0
State Control over Internet Access	10.0	10.0	10.0	10.0	10.0	10.0	10.0	10.0	10.0	10.0	10.0
Identity and Relationships	10.0	10.0	10.0	10.0	10.0	10.0	10.0	10.0	10.0	10.0	10.0
Legal Gender	-	-	-	-	-	-	-	-	-	-	-
Same-Sex Relationships	10.0	10.0	10.0	10.0	10.0	10.0	10.0	10.0	10.0	10.0	10.0
Divorce	10.0	10.0	10.0	10.0	10.0	10.0	10.0	10.0	10.0	10.0	10.0

Personal Freedom

33/162 Ranking

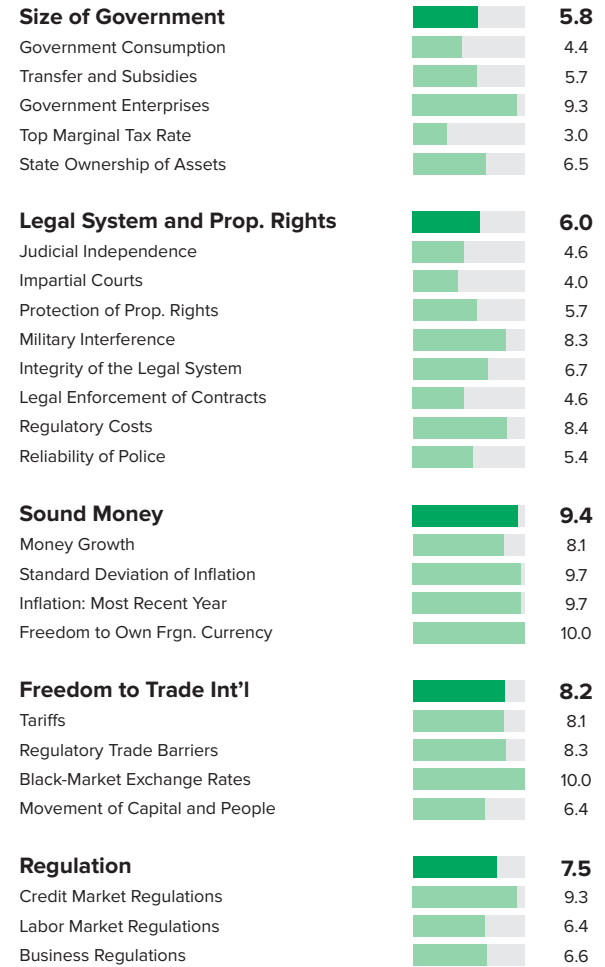
Score 8.47



Economic Freedom

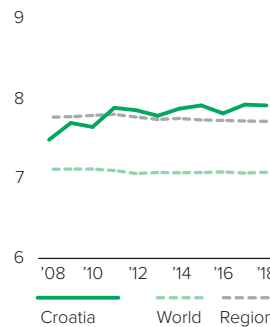
61/162 Ranking

Score 7.36

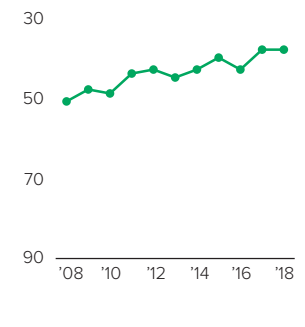


Human Freedom

Score over Time



Ranking over Time



CROATIA

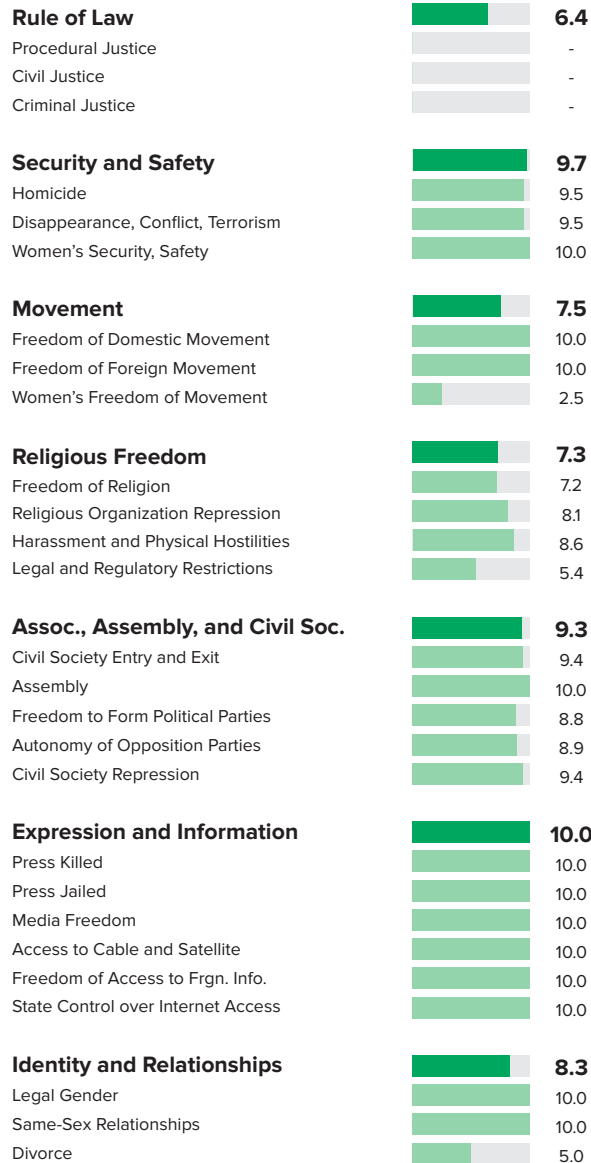
EASTERN EUROPE

	2008	2009	2010	2011	2012	2013	2014	2015	2016	2017	2018
Human Freedom Ranking	7.49	7.70	7.65	7.89	7.86	7.79	7.88	7.92	7.82	7.93	7.92
	51	48	49	44	43	45	43	40	43	38	38
Economic Freedom	6.84	6.88	6.96	7.20	7.20	7.09	7.17	7.25	7.20	7.41	7.36
Personal Freedom	8.14	8.51	8.33	8.58	8.52	8.49	8.58	8.59	8.44	8.45	8.47
Rule of Law	5.6	5.6	5.6	5.6	5.4	5.4	5.8	5.8	5.7	5.7	5.8
Procedural Justice	6.3	6.3	6.3	6.3	5.5	6.3	6.9	6.3	6.3	6.1	6.4
Civil Justice	5.1	5.1	5.1	5.1	5.2	5.4	5.3	5.7	5.7	5.8	5.7
Criminal Justice	5.3	5.3	5.3	5.3	5.5	5.8	5.4	5.1	5.1	5.1	5.1
Security and Safety	9.8	9.8	9.8	9.8	9.8	9.8	9.9	9.9	9.9	9.9	9.9
Homicide	9.3	9.5	9.4	9.5	9.5	9.6	9.7	9.7	9.6	9.6	9.8
Disappearance, Conflict, Terrorism	10.0	10.0	10.0	10.0	10.0	9.9	10.0	10.0	10.0	10.0	10.0
Women's Security, Safety	10.0	10.0	10.0	10.0	10.0	10.0	10.0	10.0	10.0	10.0	10.0
Movement	10.0	10.0	8.3	10.0	10.0	10.0	10.0	10.0	10.0	10.0	10.0
Freedom of Domestic Movement	10.0	10.0	5.0	10.0	10.0	10.0	10.0	10.0	10.0	10.0	10.0
Freedom of Foreign Movement	10.0	10.0	10.0	10.0	10.0	10.0	10.0	10.0	10.0	10.0	10.0
Women's Freedom of Movement	10.0	10.0	10.0	10.0	10.0	10.0	10.0	10.0	10.0	10.0	10.0
Religious Freedom	8.5	8.5	8.4	8.4	8.4	8.3	8.4	8.7	8.3	8.3	8.2
Freedom of Religion	8.8	8.8	8.9	8.9	8.9	8.6	8.6	8.6	7.7	7.7	7.3
Religious Organization Repression	9.0	9.0	9.0	9.0	9.0	8.9	8.9	8.9	8.9	8.8	8.9
Harassment and Physical Hostilities	9.3	9.4	9.6	9.5	9.8	9.9	9.8	9.4	9.1	9.1	9.1
Legal and Regulatory Restrictions	6.8	6.9	6.1	5.9	5.6	5.9	6.2	8.1	7.6	7.6	7.6
Assoc., Assembly, and Civil Soc.	8.9	9.1	9.2	9.4	9.4	9.1	9.1	8.9	8.2	8.2	8.1
Civil Society Entry and Exit	8.8	8.8	8.8	8.8	8.8	7.9	7.9	7.9	7.2	7.1	7.1
Assembly	-	-	-	10.0	10.0	10.0	10.0	10.0	10.0	10.0	10.0
Freedom to Form Political Parties	8.9	8.9	8.9	8.9	8.9	8.8	8.8	8.8	8.8	8.7	8.8
Autonomy of Opposition Parties	9.1	9.1	9.1	9.1	9.1	9.5	9.5	9.5	8.5	7.7	7.2
Civil Society Repression	8.8	9.6	10.0	10.0	10.0	9.5	9.5	8.2	6.5	7.4	7.6
Expression and Information	5.5	8.8	8.8	9.4	9.4	9.4	9.0	9.0	9.0	9.2	9.2
Press Killed	0.0	10.0	10.0	10.0	10.0	10.0	10.0	10.0	10.0	10.0	10.0
Press Jailed	10.0	10.0	10.0	10.0	10.0	10.0	10.0	10.0	10.0	10.0	10.0
Media Freedom	6.6	6.5	6.4	6.5	6.5	6.5	6.5	6.3	6.4	7.5	7.5
Access to Cable and Satellite	-	-	-	10.0	10.0	10.0	10.0	10.0	10.0	10.0	10.0
Freedom of Access to Frgn. Info.	-	-	-	10.0	10.0	10.0	10.0	10.0	10.0	10.0	10.0
State Control over Internet Access	-	-	-	10.0	10.0	10.0	7.5	7.5	7.5	7.5	7.5
Identity and Relationships	10.0	10.0	10.0	10.0	10.0	10.0	10.0	10.0	10.0	10.0	10.0
Legal Gender	-	-	-	-	-	-	-	10.0	10.0	10.0	10.0
Same-Sex Relationships	10.0	10.0	10.0	10.0	10.0	10.0	10.0	10.0	10.0	10.0	10.0
Divorce	10.0	10.0	10.0	10.0	10.0	10.0	10.0	10.0	10.0	10.0	10.0

Personal Freedom

39/162 Ranking

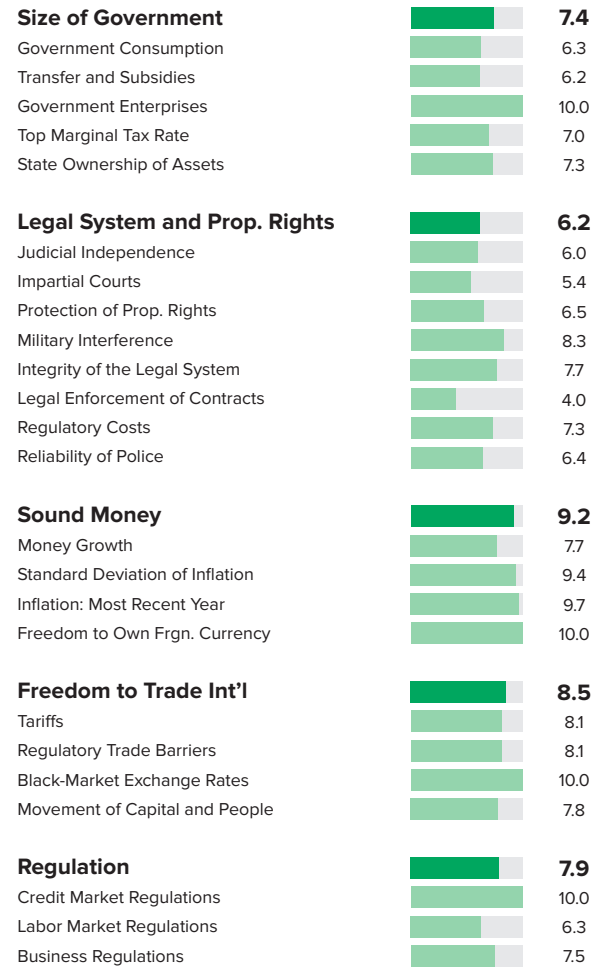
Score 8.25



Economic Freedom

22/162 Ranking

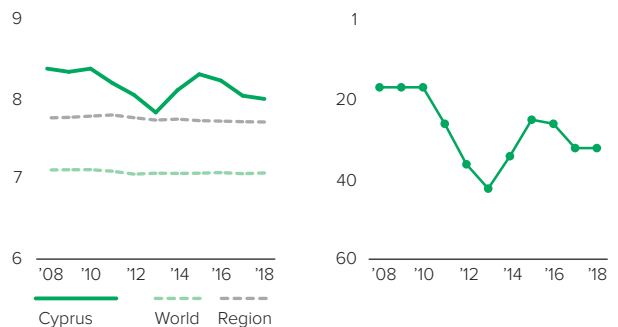
Score 7.84



Human Freedom

Score over Time

Ranking over Time



CYPRUS

EASTERN EUROPE

	2008	2009	2010	2011	2012	2013	2014	2015	2016	2017	2018
Human Freedom Ranking	8.39	8.35	8.39	8.21	8.06	7.84	8.12	8.32	8.24	8.09	8.05
	18	18	18	27	37	43	35	26	27	33	33
Economic Freedom	7.82	7.76	7.81	7.74	7.54	7.14	7.41	7.82	7.83	7.82	7.84
Personal Freedom	8.96	8.94	8.97	8.68	8.58	8.54	8.82	8.81	8.65	8.36	8.25
Rule of Law	7.2	7.2	7.2	7.0	6.8	6.7	6.8	6.9	6.3	6.6	6.4
Procedural Justice	-	-	-	-	-	-	-	-	-	-	-
Civil Justice	-	-	-	-	-	-	-	-	-	-	-
Criminal Justice	-	-	-	-	-	-	-	-	-	-	-
Security and Safety	9.7	9.6	9.7	9.7	9.6	9.7	9.7	9.7	9.7	9.8	9.7
Homicide	9.7	9.3	9.7	9.7	9.2	9.6	9.6	9.5	9.6	9.8	9.5
Disappearance, Conflict, Terrorism	9.5	9.5	9.5	9.5	9.5	9.5	9.5	9.5	9.5	9.5	9.5
Women's Security, Safety	10.0	10.0	10.0	10.0	10.0	10.0	10.0	10.0	10.0	10.0	10.0
Movement	10.0	10.0	10.0	10.0	10.0	10.0	10.0	10.0	10.0	7.5	7.5
Freedom of Domestic Movement	10.0	10.0	10.0	10.0	10.0	10.0	10.0	10.0	10.0	10.0	10.0
Freedom of Foreign Movement	10.0	10.0	10.0	10.0	10.0	10.0	10.0	10.0	10.0	10.0	10.0
Women's Freedom of Movement	10.0	10.0	10.0	10.0	10.0	10.0	10.0	10.0	10.0	2.5	2.5
Religious Freedom	8.3	8.3	8.3	8.3	8.1	7.8	8.0	7.6	7.3	7.5	7.3
Freedom of Religion	7.6	7.6	7.9	7.9	7.9	7.3	7.3	7.4	7.3	7.8	7.2
Religious Organization Repression	8.6	8.6	8.9	8.9	8.9	8.0	8.0	8.1	8.1	8.0	8.1
Harassment and Physical Hostilities	8.9	9.0	8.6	8.7	8.7	8.5	8.8	8.7	8.6	8.6	8.6
Legal and Regulatory Restrictions	7.9	7.9	7.8	7.8	7.0	7.5	7.7	6.3	5.4	5.4	5.4
Assoc., Assembly, and Civil Soc.	9.5	9.5	9.5	9.5	9.5	9.4	9.4	9.5	9.5	9.4	9.3
Civil Society Entry and Exit	9.5	9.5	9.5	9.5	9.5	9.3	9.4	9.4	9.3	9.4	9.4
Assembly	10.0	10.0	10.0	10.0	10.0	10.0	10.0	10.0	10.0	10.0	10.0
Freedom to Form Political Parties	8.8	8.8	8.8	8.8	8.8	8.7	8.7	8.7	8.7	8.8	8.8
Autonomy of Opposition Parties	9.4	9.4	9.4	9.4	9.4	9.4	9.4	9.4	9.4	9.0	8.9
Civil Society Repression	10.0	10.0	10.0	10.0	10.0	9.4	9.5	9.8	9.8	10.0	9.4
Expression and Information	9.7	9.7	9.7	9.7	9.6	9.6	9.6	9.7	9.7	10.0	10.0
Press Killed	10.0	10.0	10.0	10.0	10.0	10.0	10.0	10.0	10.0	10.0	10.0
Press Jailed	10.0	10.0	10.0	10.0	10.0	10.0	10.0	10.0	10.0	10.0	10.0
Media Freedom	8.0	8.0	8.0	8.0	7.8	7.8	7.8	7.9	8.1	10.0	10.0
Access to Cable and Satellite	10.0	10.0	10.0	10.0	10.0	10.0	10.0	10.0	10.0	10.0	10.0
Freedom of Access to Frgn. Info.	10.0	10.0	10.0	10.0	10.0	10.0	10.0	10.0	10.0	10.0	10.0
State Control over Internet Access	10.0	10.0	10.0	10.0	10.0	10.0	10.0	10.0	10.0	10.0	10.0
Identity and Relationships	10.0	10.0	10.0	7.5	7.5	7.5	10.0	10.0	10.0	8.3	8.3
Legal Gender	-	-	-	-	-	-	-	10.0	10.0	10.0	10.0
Same-Sex Relationships	10.0	10.0	10.0	5.0	5.0	5.0	10.0	10.0	10.0	10.0	10.0
Divorce	10.0	10.0	10.0	10.0	10.0	10.0	10.0	10.0	10.0	5.0	5.0

CZECH REPUBLIC

EASTERN EUROPE

Ranking

24

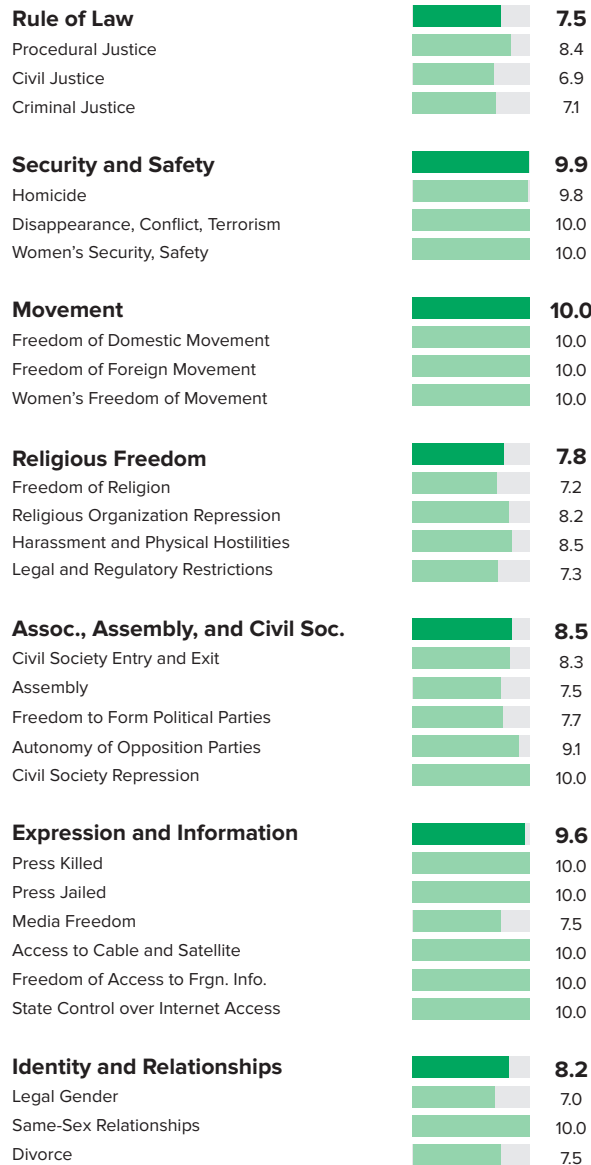
Score

8.29

Personal Freedom

24/162 Ranking

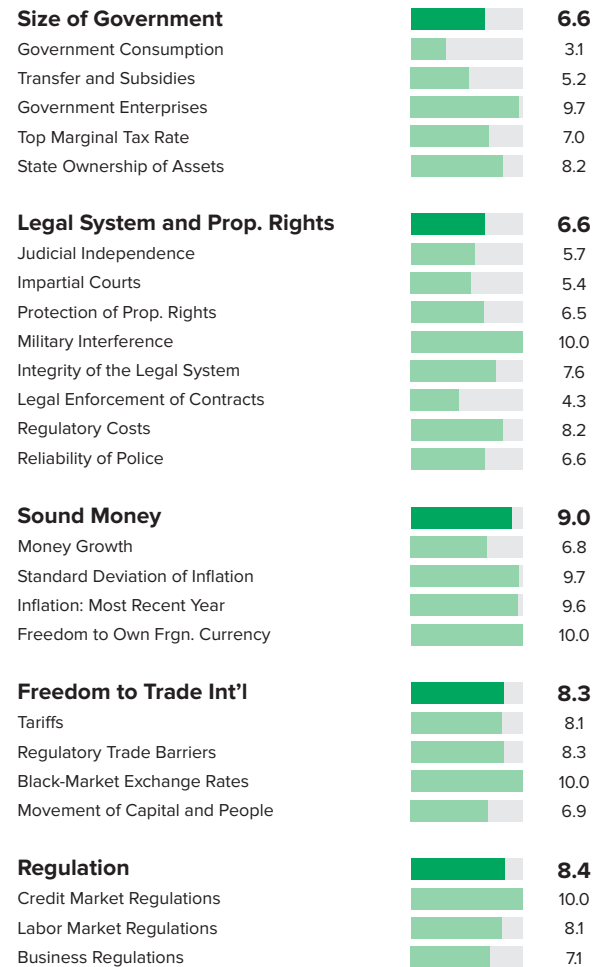
Score 8.76



Economic Freedom

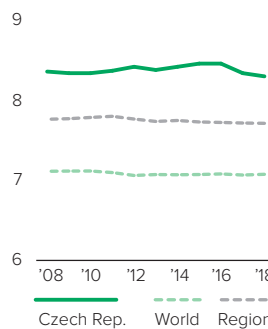
25/162 Ranking

Score 7.81

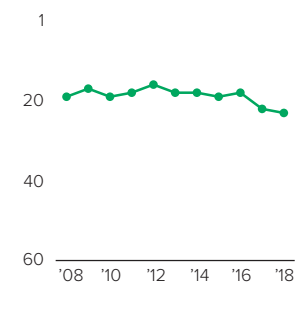


Human Freedom

Score over Time



Ranking over Time



CZECH REPUBLIC

EASTERN EUROPE

	2008	2009	2010	2011	2012	2013	2014	2015	2016	2017	2018
Human Freedom Ranking	8.37	8.35	8.35	8.38	8.43	8.39	8.43	8.42	8.42	8.32	8.29
	20	18	20	19	17	19	19	20	19	23	24
Economic Freedom	7.62	7.58	7.64	7.69	7.78	7.71	7.84	7.86	7.87	7.77	7.81
Personal Freedom	9.11	9.12	9.05	9.07	9.08	9.06	9.02	8.98	8.97	8.87	8.76
Rule of Law	7.3	7.3	7.3	7.3	7.3	7.3	7.4	7.7	7.8	7.8	7.5
Procedural Justice	8.3	8.3	8.3	8.3	8.6	8.5	8.3	8.7	8.7	8.4	8.4
Civil Justice	6.5	6.5	6.5	6.5	6.5	6.9	7.3	7.2	7.2	7.0	6.9
Criminal Justice	7.0	7.0	7.0	7.0	6.7	6.9	7.3	7.4	7.4	7.0	7.1
Security and Safety	9.8	9.9	9.7	9.7	9.7	9.7	9.7	9.9	9.9	9.9	9.9
Homicide	9.6	9.6	9.6	9.7	9.6	9.7	9.7	9.7	9.8	9.8	9.8
Disappearance, Conflict, Terrorism	9.9	10.0	9.5	9.5	9.5	9.5	9.5	10.0	10.0	10.0	10.0
Women's Security, Safety	10.0	10.0	10.0	10.0	10.0	10.0	10.0	10.0	10.0	10.0	10.0
Movement	10.0	10.0	10.0	10.0	10.0	10.0	10.0	10.0	10.0	10.0	10.0
Freedom of Domestic Movement	10.0	10.0	10.0	10.0	10.0	10.0	10.0	10.0	10.0	10.0	10.0
Freedom of Foreign Movement	10.0	10.0	10.0	10.0	10.0	10.0	10.0	10.0	10.0	10.0	10.0
Women's Freedom of Movement	-	-	-	-	-	10.0	10.0	10.0	10.0	10.0	10.0
Religious Freedom	9.1	9.2	9.1	9.1	9.3	9.1	8.8	8.4	7.9	7.7	7.8
Freedom of Religion	9.7	9.7	9.7	9.9	9.9	9.8	8.8	8.0	7.7	6.7	7.2
Religious Organization Repression	9.9	9.9	9.9	9.9	9.9	9.3	9.3	8.3	8.3	8.2	8.2
Harassment and Physical Hostilities	9.0	9.1	8.7	8.8	9.3	9.3	9.4	8.8	8.5	8.5	8.5
Legal and Regulatory Restrictions	7.8	8.1	7.9	7.8	8.1	7.9	7.9	8.5	7.3	7.3	7.3
Assoc., Assembly, and Civil Soc.	9.5	9.3	9.3	9.4	9.4	9.3	8.8	8.8	8.8	8.6	8.5
Civil Society Entry and Exit	8.5	8.5	8.5	8.5	8.5	8.4	8.4	8.4	8.4	8.4	8.3
Assembly	10.0	10.0	10.0	10.0	10.0	10.0	7.5	7.5	7.5	7.5	7.5
Freedom to Form Political Parties	8.8	8.1	7.8	8.3	8.3	7.9	7.9	7.9	7.9	7.9	7.7
Autonomy of Opposition Parties	10.0	10.0	10.0	10.0	10.0	10.0	10.0	10.0	10.0	9.1	9.1
Civil Society Repression	10.0	10.0	10.0	10.0	10.0	10.0	10.0	10.0	10.0	10.0	10.0
Expression and Information	9.7	9.7	9.7	9.7	9.7	9.7	9.7	9.7	9.7	10.0	9.6
Press Killed	10.0	10.0	10.0	10.0	10.0	10.0	10.0	10.0	10.0	10.0	10.0
Press Jailed	10.0	10.0	10.0	10.0	10.0	10.0	10.0	10.0	10.0	10.0	10.0
Media Freedom	8.5	8.5	8.3	8.3	8.3	8.3	8.3	8.3	8.3	10.0	7.5
Access to Cable and Satellite	10.0	10.0	10.0	10.0	10.0	10.0	10.0	10.0	10.0	10.0	10.0
Freedom of Access to Frgn. Info.	10.0	10.0	10.0	10.0	10.0	10.0	10.0	10.0	10.0	10.0	10.0
State Control over Internet Access	10.0	10.0	10.0	10.0	10.0	10.0	10.0	10.0	10.0	10.0	10.0
Identity and Relationships	10.0	10.0	10.0	10.0	10.0	10.0	10.0	9.0	9.0	8.2	8.2
Legal Gender	-	-	-	-	-	-	-	7.0	7.0	7.0	7.0
Same-Sex Relationships	10.0	10.0	10.0	10.0	10.0	10.0	10.0	10.0	10.0	10.0	10.0
Divorce	10.0	10.0	10.0	10.0	10.0	10.0	10.0	10.0	10.0	7.5	7.5

DENMARK

WESTERN EUROPE

Ranking

4

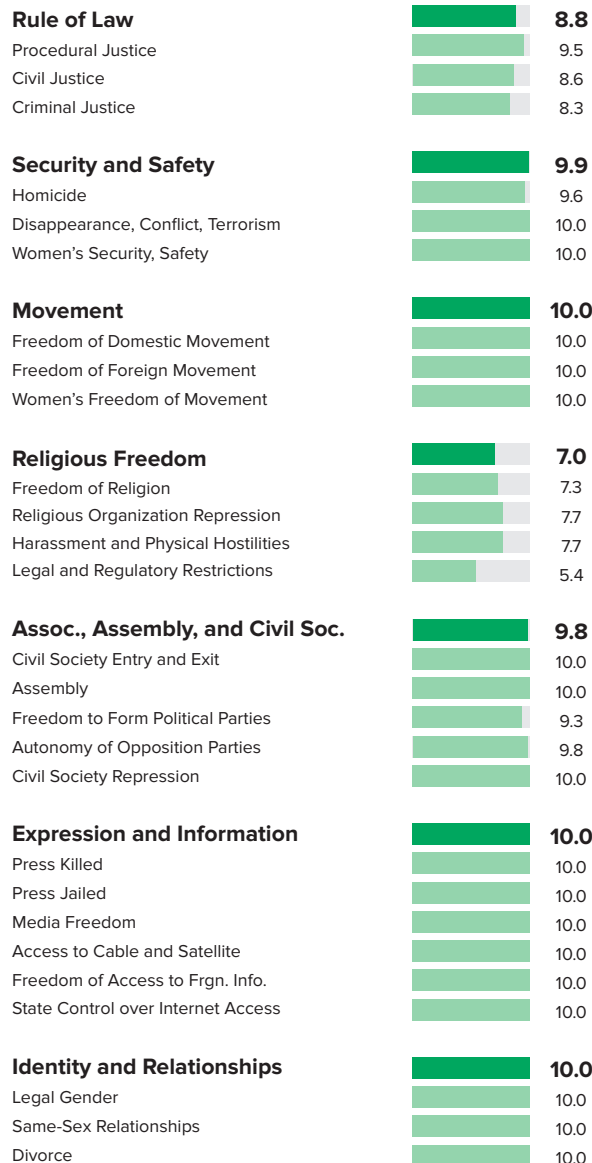
Score

8.73

Personal Freedom

2/162 Ranking

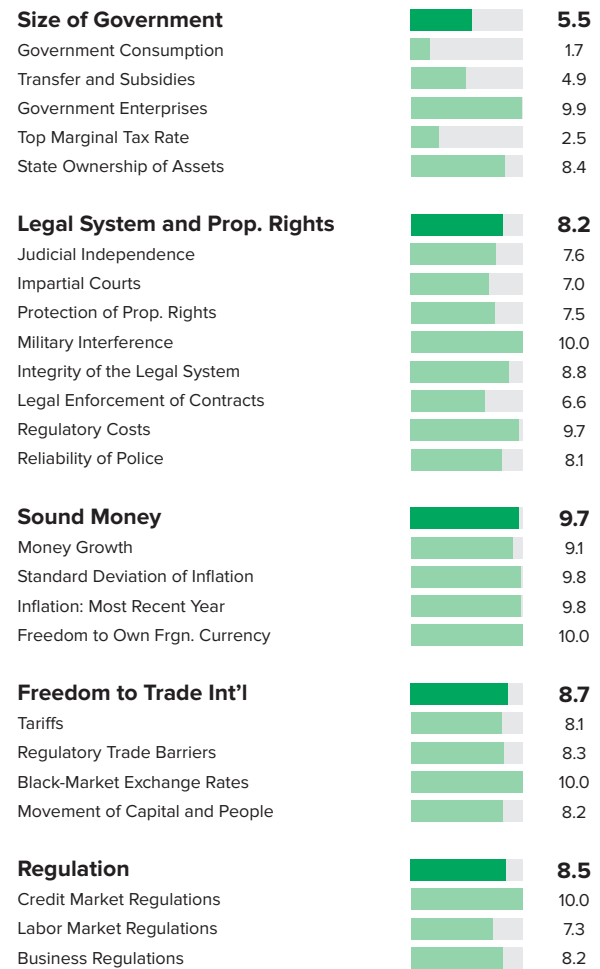
Score 9.35



Economic Freedom

11/162 Ranking

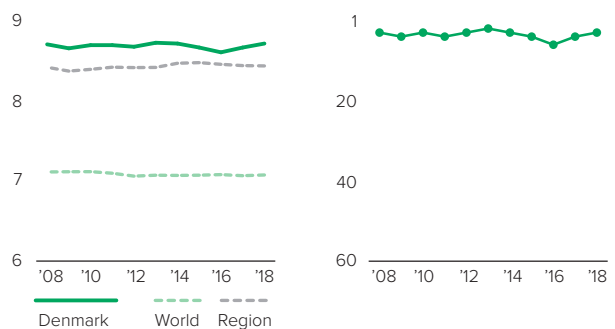
Score 8.10



Human Freedom

Score over Time

Ranking over Time



DENMARK

WESTERN EUROPE

	2008	2009	2010	2011	2012	2013	2014	2015	2016	2017	2018
Human Freedom Ranking	8.72	8.67	8.71	8.71	8.69	8.74	8.73	8.68	8.62	8.68	8.73
	4	5	4	5	4	3	4	5	7	5	4
Economic Freedom	7.95	7.85	7.93	7.93	7.89	7.98	8.02	7.96	8.01	8.05	8.10
Personal Freedom	9.48	9.48	9.49	9.48	9.49	9.50	9.44	9.39	9.22	9.30	9.35
Rule of Law	8.6	8.6	8.6	8.6	8.6	8.6	8.6	8.7	8.7	8.7	8.8
Procedural Justice	9.4	9.4	9.4	9.4	9.3	9.0	9.6	9.3	9.3	9.5	9.5
Civil Justice	7.9	7.9	7.9	7.9	8.2	8.3	8.4	8.6	8.6	8.7	8.6
Criminal Justice	8.7	8.7	8.7	8.7	8.4	8.4	8.2	8.2	8.2	8.3	8.3
Security and Safety	9.8	9.8	9.8	9.8	9.8	9.9	9.8	9.8	9.9	9.8	9.9
Homicide	9.6	9.7	9.7	9.7	9.7	9.7	9.5	9.6	9.6	9.5	9.6
Disappearance, Conflict, Terrorism	10.0	10.0	10.0	10.0	10.0	10.0	10.0	9.9	10.0	10.0	10.0
Women's Security, Safety	9.8	9.8	9.8	9.8	9.8	10.0	10.0	10.0	10.0	10.0	10.0
Movement	10.0	10.0	10.0	10.0	10.0	10.0	10.0	10.0	8.3	10.0	10.0
Freedom of Domestic Movement	10.0	10.0	10.0	10.0	10.0	10.0	10.0	10.0	10.0	10.0	10.0
Freedom of Foreign Movement	10.0	10.0	10.0	10.0	10.0	10.0	10.0	10.0	5.0	10.0	10.0
Women's Freedom of Movement	10.0	10.0	10.0	10.0	10.0	10.0	10.0	10.0	10.0	10.0	10.0
Religious Freedom	9.2	9.1	9.2	9.1	9.1	9.1	8.8	7.9	7.8	7.8	7.0
Freedom of Religion	10.0	10.0	10.0	10.0	10.0	9.6	9.6	9.3	9.3	9.2	7.3
Religious Organization Repression	9.2	9.2	9.6	9.6	9.6	9.0	9.0	8.9	8.9	8.9	7.7
Harassment and Physical Hostilities	9.1	9.1	8.9	8.8	9.1	9.0	8.8	7.9	7.7	7.7	7.7
Legal and Regulatory Restrictions	8.3	8.0	8.3	8.1	7.9	8.6	7.8	5.4	5.4	5.4	5.4
Assoc., Assembly, and Civil Soc.	9.8	9.8	9.8	9.8	9.8	9.8	9.8	9.8	9.8	9.8	9.8
Civil Society Entry and Exit	10.0	10.0	10.0	10.0	10.0	10.0	10.0	10.0	10.0	10.0	10.0
Assembly	10.0	10.0	10.0	10.0	10.0	10.0	10.0	10.0	10.0	10.0	10.0
Freedom to Form Political Parties	9.4	9.4	9.4	9.4	9.4	9.4	9.4	9.3	9.3	9.3	9.3
Autonomy of Opposition Parties	9.9	9.9	9.9	9.9	9.9	9.8	9.8	9.8	9.8	9.8	9.8
Civil Society Repression	10.0	10.0	10.0	10.0	10.0	10.0	10.0	10.0	10.0	10.0	10.0
Expression and Information	9.9	9.9	9.8	9.8	9.8	9.8	9.8	9.8	9.8	9.0	10.0
Press Killed	10.0	10.0	10.0	10.0	10.0	10.0	10.0	10.0	10.0	4.2	10.0
Press Jailed	10.0	10.0	10.0	10.0	10.0	10.0	10.0	10.0	10.0	10.0	10.0
Media Freedom	9.2	9.2	8.9	9.0	9.0	9.0	9.0	8.9	8.9	10.0	10.0
Access to Cable and Satellite	10.0	10.0	10.0	10.0	10.0	10.0	10.0	10.0	10.0	10.0	10.0
Freedom of Access to Frgn. Info.	10.0	10.0	10.0	10.0	10.0	10.0	10.0	10.0	10.0	10.0	10.0
State Control over Internet Access	10.0	10.0	10.0	10.0	10.0	10.0	10.0	10.0	10.0	10.0	10.0
Identity and Relationships	10.0	10.0	10.0	10.0	10.0	10.0	10.0	10.0	10.0	10.0	10.0
Legal Gender	-	-	-	-	-	-	-	10.0	10.0	10.0	10.0
Same-Sex Relationships	10.0	10.0	10.0	10.0	10.0	10.0	10.0	10.0	10.0	10.0	10.0
Divorce	10.0	10.0	10.0	10.0	10.0	10.0	10.0	10.0	10.0	10.0	10.0

DOMINICAN REPUBLIC

LATIN AMERICA & THE CARIBBEAN

Ranking

57

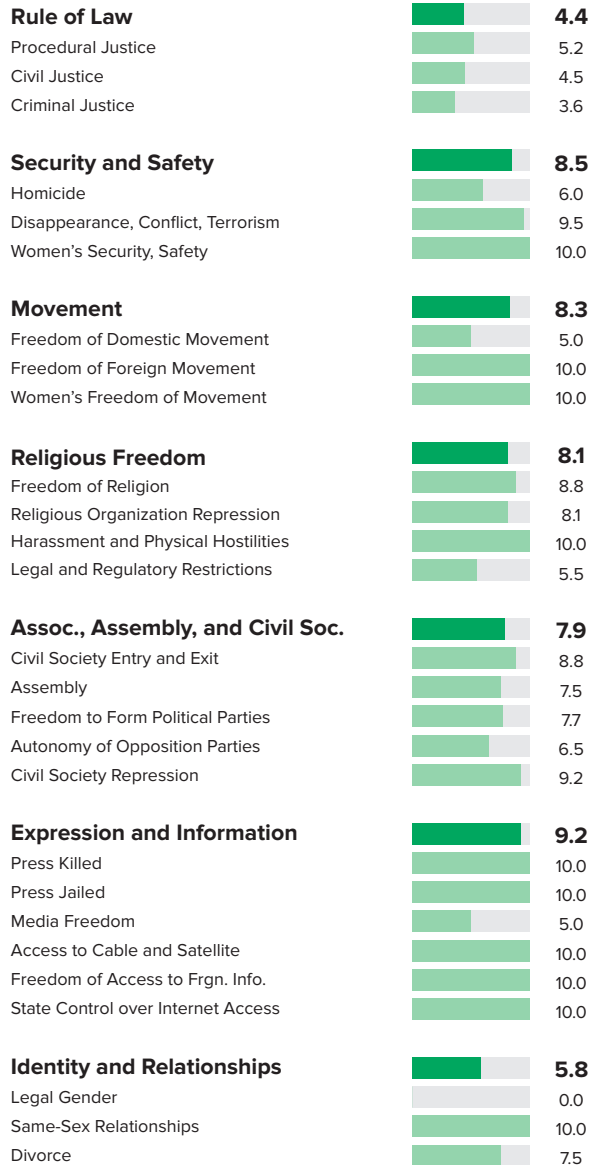
Score

7.37

Personal Freedom

76/162 Ranking

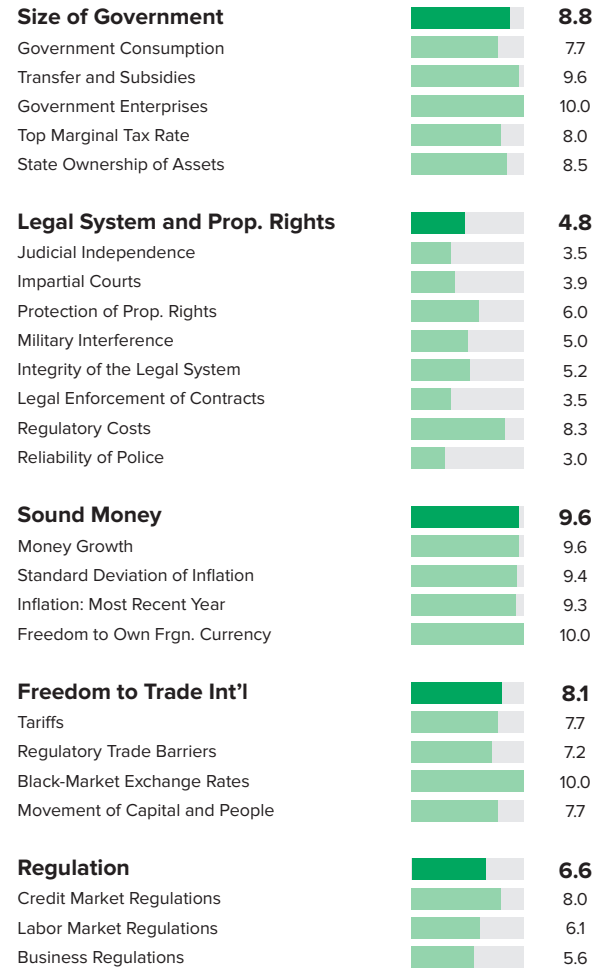
Score 7.16



Economic Freedom

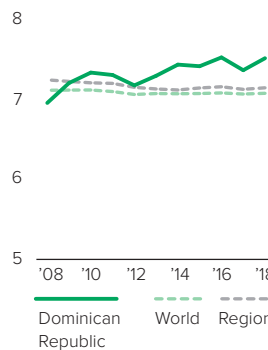
46/162 Ranking

Score 7.58

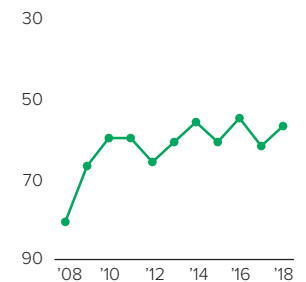


Human Freedom

Score over Time



Ranking over Time



DOMINICAN REPUBLIC

LATIN AMERICA & THE CARIBBEAN

	2008	2009	2010	2011	2012	2013	2014	2015	2016	2017	2018
Human Freedom Ranking	6.96	7.21	7.34	7.31	7.18	7.30	7.44	7.25	7.36	7.22	7.37
	81	67	60	60	66	61	56	61	55	62	57
Economic Freedom	6.68	7.19	7.42	7.46	7.23	7.48	7.52	7.51	7.48	7.46	7.58
Personal Freedom	7.23	7.22	7.25	7.15	7.13	7.12	7.36	6.98	7.24	6.98	7.16
Rule of Law	5.1	5.1	5.1	5.1	4.5	4.5	4.6	4.5	4.4	4.4	4.4
Procedural Justice	5.6	5.6	5.6	5.6	4.9	5.1	5.5	5.2	5.2	4.8	5.2
Civil Justice	5.1	5.1	5.1	5.1	4.8	5.1	4.6	4.5	4.5	4.3	4.5
Criminal Justice	4.7	4.7	4.7	4.7	3.7	3.7	3.4	3.3	3.3	3.4	3.6
Security and Safety	6.7	6.4	6.5	6.5	6.9	6.9	7.5	7.8	7.8	8.3	8.5
Homicide	0.1	0.3	0.0	0.0	1.1	2.3	3.0	3.9	3.9	5.5	6.0
Disappearance, Conflict, Terrorism	10.0	9.0	9.5	9.5	9.5	8.5	9.5	9.5	9.5	9.5	9.5
Women's Security, Safety	10.0	10.0	10.0	10.0	10.0	10.0	10.0	10.0	10.0	10.0	10.0
Movement	6.7	6.7	6.7	6.7	6.7	6.7	6.7	6.7	10.0	8.3	8.3
Freedom of Domestic Movement	5.0	5.0	5.0	5.0	5.0	5.0	5.0	5.0	10.0	5.0	5.0
Freedom of Foreign Movement	5.0	5.0	5.0	5.0	5.0	5.0	5.0	5.0	10.0	10.0	10.0
Women's Freedom of Movement	10.0	10.0	10.0	10.0	10.0	10.0	10.0	10.0	10.0	10.0	10.0
Religious Freedom	9.1	9.1	9.1	9.2	9.1	9.1	9.1	8.5	8.2	8.1	8.1
Freedom of Religion	9.0	9.0	9.0	9.0	9.0	9.0	9.0	8.8	8.8	8.8	8.8
Religious Organization Repression	9.4	9.4	9.4	9.4	9.4	8.9	8.9	8.4	8.4	8.1	8.1
Harassment and Physical Hostilities	9.8	9.7	9.7	9.8	9.7	9.8	9.8	10.0	10.0	10.0	10.0
Legal and Regulatory Restrictions	8.3	8.3	8.3	8.7	8.2	8.8	8.8	6.9	5.5	5.5	5.5
Assoc., Assembly, and Civil Soc.	8.2	8.2	8.4	7.8	7.8	7.6	8.1	7.9	7.9	7.7	7.9
Civil Society Entry and Exit	8.7	8.7	8.7	8.7	8.7	8.6	8.6	8.8	8.8	8.8	8.8
Assembly	7.5	7.5	7.5	5.0	5.0	5.0	7.5	7.5	7.5	7.5	7.5
Freedom to Form Political Parties	8.5	8.5	8.5	8.5	8.5	7.9	7.9	7.8	7.8	7.5	7.7
Autonomy of Opposition Parties	7.8	7.8	7.8	7.8	7.8	7.4	7.4	7.4	7.4	6.5	6.5
Civil Society Repression	8.5	8.5	9.4	9.2	9.2	8.9	8.9	8.2	7.9	8.2	9.2
Expression and Information	8.8	9.4	9.4	8.8	9.4	9.4	9.3	9.3	9.3	8.1	9.2
Press Killed	6.5	10.0	10.0	6.7	10.0	10.0	10.0	10.0	10.0	3.8	10.0
Press Jailed	10.0	10.0	10.0	10.0	10.0	10.0	10.0	10.0	10.0	10.0	10.0
Media Freedom	6.3	6.4	6.3	6.2	6.3	6.2	6.0	6.0	6.0	5.0	5.0
Access to Cable and Satellite	10.0	10.0	10.0	10.0	10.0	10.0	10.0	10.0	10.0	10.0	10.0
Freedom of Access to Frgn. Info.	10.0	10.0	10.0	10.0	10.0	10.0	10.0	10.0	10.0	10.0	10.0
State Control over Internet Access	10.0	10.0	10.0	10.0	10.0	10.0	10.0	10.0	10.0	10.0	10.0
Identity and Relationships	10.0	10.0	10.0	10.0	10.0	10.0	10.0	6.7	6.7	5.8	5.8
Legal Gender	-	-	-	-	-	-	-	0.0	0.0	0.0	0.0
Same-Sex Relationships	10.0	10.0	10.0	10.0	10.0	10.0	10.0	10.0	10.0	10.0	10.0
Divorce	10.0	10.0	10.0	10.0	10.0	10.0	10.0	10.0	10.0	7.5	7.5

ECUADOR

LATIN AMERICA & THE CARIBBEAN

Ranking

66

Score

7.14

Personal Freedom

47/162 Ranking

Score 7.82

Rule of Law

Procedural Justice	4.6
Civil Justice	4.9
Criminal Justice	3.6

Security and Safety

Homicide	7.7
Disappearance, Conflict, Terrorism	9.4
Women's Security, Safety	8.8

Movement

Freedom of Domestic Movement	10.0
Freedom of Foreign Movement	10.0
Women's Freedom of Movement	10.0

Religious Freedom

Freedom of Religion	8.4
Religious Organization Repression	9.0
Harassment and Physical Hostilities	9.3
Legal and Regulatory Restrictions	9.1

Assoc., Assembly, and Civil Soc.

Civil Society Entry and Exit	8.5
Assembly	10.0
Freedom to Form Political Parties	8.1
Autonomy of Opposition Parties	8.6
Civil Society Repression	7.1

Expression and Information

Press Killed	10.0
Press Jailed	10.0
Media Freedom	5.0
Access to Cable and Satellite	10.0
Freedom of Access to Frgn. Info.	10.0
State Control over Internet Access	10.0

Identity and Relationships

Legal Gender	10.0
Same-Sex Relationships	10.0
Divorce	7.5

Economic Freedom

110/162 Ranking

Score 6.46

Size of Government

Government Consumption	6.0
Transfer and Subsidies	9.6
Government Enterprises	6.3
Top Marginal Tax Rate	5.5
State Ownership of Assets	5.5

Legal System and Prop. Rights

Judicial Independence	3.1
Impartial Courts	3.5
Protection of Prop. Rights	5.4
Military Interference	2.5
Integrity of the Legal System	4.9
Legal Enforcement of Contracts	4.3
Regulatory Costs	8.8
Reliability of Police	4.6

Sound Money

Money Growth	8.4
Standard Deviation of Inflation	9.2
Inflation: Most Recent Year	10.0
Freedom to Own Frgn. Currency	5.0

Freedom to Trade Int'l

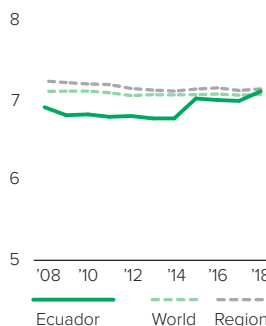
Tariffs	6.3
Regulatory Trade Barriers	4.6
Black-Market Exchange Rates	10.0
Movement of Capital and People	6.7

Regulation

Credit Market Regulations	8.6
Labor Market Regulations	5.0
Business Regulations	4.9

Human Freedom

Score over Time



Ranking over Time



ECUADOR

LATIN AMERICA & THE CARIBBEAN

	2008	2009	2010	2011	2012	2013	2014	2015	2016	2017	2018
Human Freedom Ranking	6.92	6.82	6.83	6.80	6.81	6.78	6.78	7.03	7.01	7.02	7.14
	83	92	94	94	92	92	90	73	72	72	66
Economic Freedom	6.29	6.16	6.20	6.11	6.22	6.13	5.98	6.42	6.29	6.37	6.46
Personal Freedom	7.55	7.47	7.45	7.48	7.39	7.43	7.57	7.63	7.73	7.67	7.82
Rule of Law	4.6	4.6	4.6	4.6	4.0	4.0	4.2	4.2	4.3	4.3	4.4
Procedural Justice	5.3	5.3	5.3	5.3	4.6	5.0	4.6	4.4	4.4	4.0	4.6
Civil Justice	4.2	4.2	4.2	4.2	4.1	4.1	4.4	4.6	4.6	4.8	4.9
Criminal Justice	4.4	4.4	4.4	4.4	3.3	3.5	3.6	3.8	3.8	3.5	3.6
Security and Safety	7.3	7.3	7.3	7.6	8.0	8.2	8.6	8.8	9.0	8.6	8.6
Homicide	2.8	2.9	3.0	3.8	5.0	5.6	6.7	7.4	7.7	7.7	7.7
Disappearance, Conflict, Terrorism	9.0	9.0	9.0	9.0	9.0	9.0	9.0	9.0	9.5	9.5	9.4
Women's Security, Safety	10.0	10.0	10.0	10.0	10.0	10.0	10.0	10.0	10.0	8.8	8.8
Movement	10.0	10.0	10.0	10.0	10.0	10.0	10.0	10.0	10.0	10.0	10.0
Freedom of Domestic Movement	10.0	10.0	10.0	10.0	10.0	10.0	10.0	10.0	10.0	10.0	10.0
Freedom of Foreign Movement	10.0	10.0	10.0	10.0	10.0	10.0	10.0	10.0	10.0	10.0	10.0
Women's Freedom of Movement	10.0	10.0	10.0	10.0	10.0	10.0	10.0	10.0	10.0	10.0	10.0
Religious Freedom	8.8	8.5	8.6	8.2	8.3	8.1	8.4	8.4	8.6	9.0	9.0
Freedom of Religion	8.6	8.6	7.7	7.7	7.7	7.8	7.8	7.8	7.8	8.4	8.4
Religious Organization Repression	8.3	8.3	8.3	8.3	8.3	8.1	8.1	8.1	8.1	9.1	9.0
Harassment and Physical Hostilities	10.0	9.9	9.9	9.8	9.9	9.9	9.9	9.6	9.3	9.3	9.3
Legal and Regulatory Restrictions	8.3	7.2	8.3	7.1	7.1	6.9	7.7	8.2	9.1	9.1	9.1
Assoc., Assembly, and Civil Soc.	7.9	7.4	7.1	7.1	7.1	6.8	6.6	6.6	6.6	7.2	8.5
Civil Society Entry and Exit	7.7	6.2	5.1	5.1	5.1	4.5	3.9	3.9	3.9	4.5	8.5
Assembly	10.0	10.0	10.0	10.0	10.0	10.0	10.0	10.0	10.0	10.0	10.0
Freedom to Form Political Parties	7.5	7.5	7.5	7.5	7.5	7.5	7.5	7.5	7.5	8.2	8.1
Autonomy of Opposition Parties	8.1	8.1	8.1	8.1	8.1	8.0	8.0	8.0	8.0	8.0	8.6
Civil Society Repression	6.3	5.0	4.6	4.6	4.6	3.8	3.8	3.8	3.8	5.1	7.1
Expression and Information	9.1	9.1	9.0	8.9	8.5	8.9	8.8	8.8	8.8	9.1	9.2
Press Killed	10.0	10.0	10.0	10.0	7.8	10.0	10.0	10.0	10.0	10.0	10.0
Press Jailed	9.3	10.0	10.0	10.0	10.0	10.0	10.0	10.0	10.0	9.4	10.0
Media Freedom	5.3	4.8	4.3	3.7	3.4	3.2	2.9	2.8	2.8	5.0	5.0
Access to Cable and Satellite	10.0	10.0	10.0	10.0	10.0	10.0	10.0	10.0	10.0	10.0	10.0
Freedom of Access to Frgn. Info.	10.0	10.0	10.0	10.0	10.0	10.0	10.0	10.0	10.0	10.0	10.0
State Control over Internet Access	10.0	10.0	10.0	10.0	10.0	10.0	10.0	10.0	10.0	10.0	10.0
Identity and Relationships	10.0	10.0	10.0	10.0	10.0	10.0	10.0	10.0	10.0	9.2	9.2
Legal Gender	-	-	-	-	-	-	-	10.0	10.0	10.0	10.0
Same-Sex Relationships	10.0	10.0	10.0	10.0	10.0	10.0	10.0	10.0	10.0	10.0	10.0
Divorce	10.0	10.0	10.0	10.0	10.0	10.0	10.0	10.0	10.0	7.5	7.5

EGYPT, ARAB REP.

MIDDLE EAST & NORTH AFRICA

Ranking

157

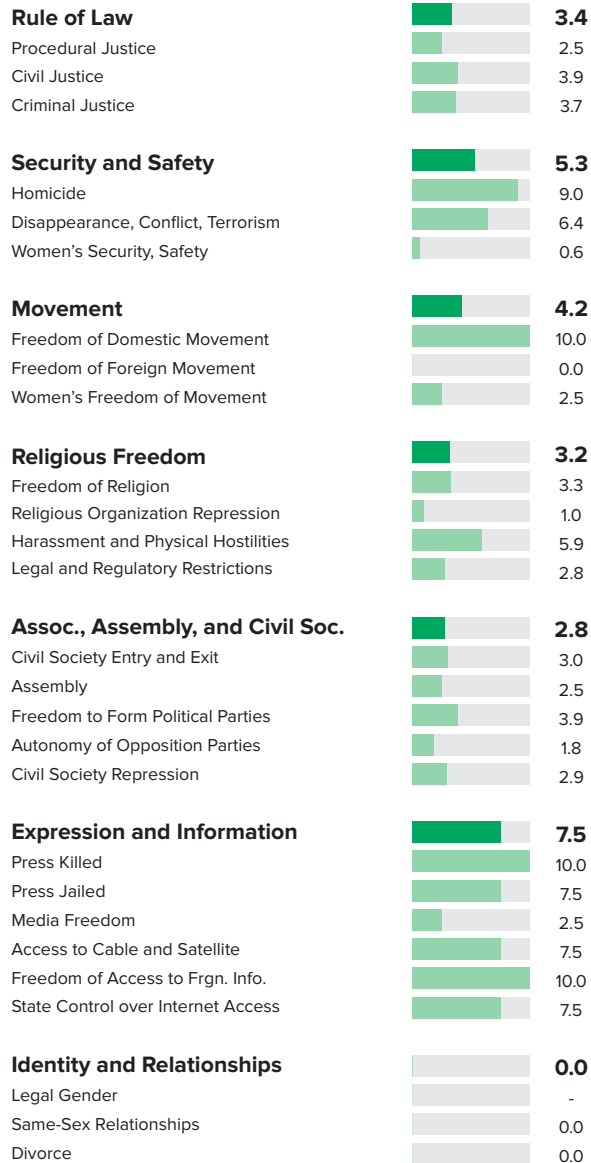
Score

4.67

Personal Freedom

159/162 Ranking

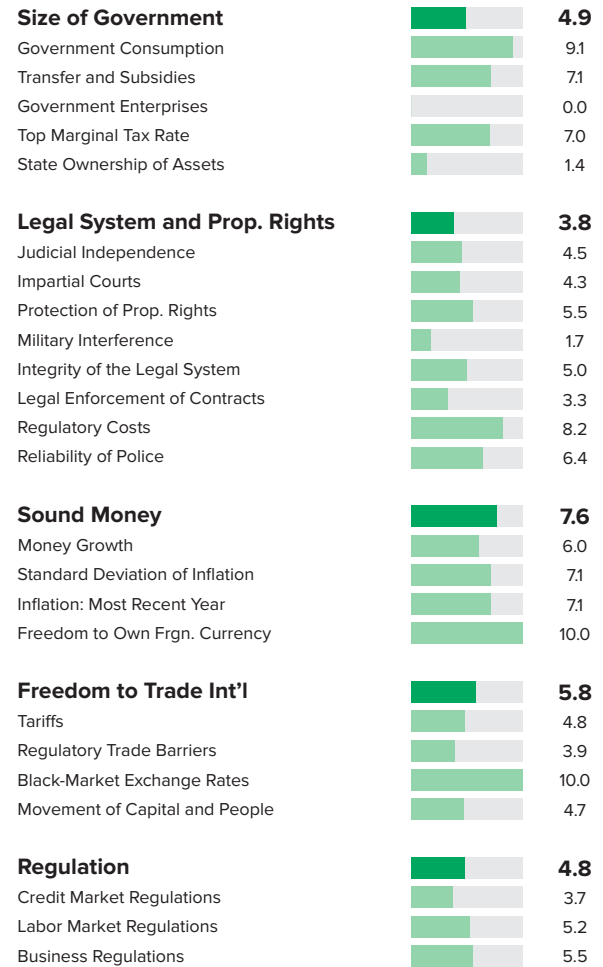
Score 3.95



Economic Freedom

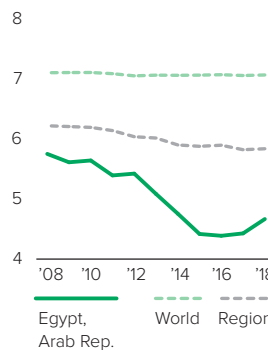
152/162 Ranking

Score 5.38

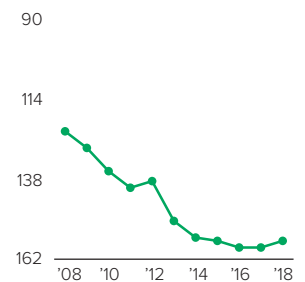


Human Freedom

Score over Time



Ranking over Time



EGYPT, ARAB REP.

MIDDLE EAST & NORTH AFRICA

	2008	2009	2010	2011	2012	2013	2014	2015	2016	2017	2018
Human Freedom Ranking	5.76	5.62	5.65	5.40	5.43	5.09	4.76	4.42	4.39	4.43	4.67
	124	129	136	141	139	151	156	157	159	159	157
Economic Freedom	6.34	6.09	6.18	6.12	6.07	5.74	5.50	5.24	5.12	4.91	5.38
Personal Freedom	5.18	5.14	5.12	4.67	4.79	4.43	4.01	3.60	3.65	3.95	3.95
Rule of Law	4.2	4.2	4.2	4.2	3.7	3.7	3.5	3.5	3.6	3.6	3.4
Procedural Justice	3.3	3.3	3.3	3.3	3.1	2.3	2.4	2.9	2.9	3.1	2.5
Civil Justice	4.7	4.7	4.7	4.7	3.9	3.9	3.8	3.8	3.8	3.8	3.9
Criminal Justice	4.5	4.5	4.5	4.5	4.1	4.3	4.3	4.2	4.2	4.1	3.7
Security and Safety	7.2	7.0	7.0	5.4	6.1	5.5	5.4	4.8	5.0	5.0	5.3
Homicide	9.5	9.6	9.1	8.7	9.0	9.0	9.0	9.0	9.0	9.0	9.0
Disappearance, Conflict, Terrorism	9.0	8.5	9.0	6.9	8.9	7.0	6.9	5.0	5.6	5.3	6.4
Women's Security, Safety	3.0	3.0	3.0	0.5	0.5	0.5	0.5	0.5	0.5	0.7	0.6
Movement	6.7	6.7	6.7	3.3	3.3	3.3	1.7	1.7	1.7	4.2	4.2
Freedom of Domestic Movement	0.0	0.0	0.0	0.0	10.0	10.0	5.0	5.0	5.0	10.0	10.0
Freedom of Foreign Movement	10.0	10.0	10.0	10.0	0.0	0.0	0.0	0.0	0.0	0.0	0.0
Women's Freedom of Movement	10.0	10.0	10.0	0.0	0.0	0.0	0.0	0.0	0.0	2.5	2.5
Religious Freedom	6.5	6.7	6.5	6.3	6.5	5.8	5.6	3.4	3.1	3.5	3.2
Freedom of Religion	4.7	4.7	4.7	3.9	3.9	4.8	4.0	3.6	3.6	4.2	3.3
Religious Organization Repression	3.2	3.2	2.7	3.4	4.3	1.4	0.1	0.0	0.0	0.9	1.0
Harassment and Physical Hostilities	9.2	8.7	8.9	8.7	9.2	8.9	9.1	6.2	5.9	5.9	5.9
Legal and Regulatory Restrictions	9.0	10.0	9.7	9.0	8.7	7.9	9.1	3.7	2.8	2.8	2.8
Assoc., Assembly, and Civil Soc.	3.4	3.3	3.3	5.2	5.5	4.8	3.0	2.9	2.9	2.8	2.8
Civil Society Entry and Exit	3.7	3.3	3.3	4.1	4.0	3.5	3.3	3.3	3.3	3.0	3.0
Assembly	2.5	2.5	2.5	7.5	7.5	7.5	2.5	2.5	2.5	2.5	2.5
Freedom to Form Political Parties	4.0	4.0	4.1	7.2	8.3	5.8	4.1	3.9	3.9	3.9	3.9
Autonomy of Opposition Parties	2.9	2.9	2.9	3.9	4.3	4.4	2.2	1.8	1.8	1.5	1.8
Civil Society Repression	4.0	3.9	3.9	3.5	3.5	2.8	2.9	2.7	2.7	2.9	2.9
Expression and Information	6.7	6.7	6.6	8.0	8.0	7.4	7.5	7.3	7.3	7.6	7.5
Press Killed	10.0	10.0	10.0	9.2	9.6	7.4	9.6	10.0	10.0	10.0	10.0
Press Jailed	9.9	9.6	9.9	9.8	10.0	9.4	8.7	7.5	7.4	7.9	7.5
Media Freedom	3.9	3.9	3.2	3.9	3.3	2.6	1.9	1.5	1.4	2.5	2.5
Access to Cable and Satellite	6.7	6.7	6.7	10.0	10.0	10.0	7.5	7.5	7.5	7.5	7.5
Freedom of Access to Frgn. Info.	6.7	6.7	6.7	7.5	7.5	7.5	10.0	10.0	10.0	10.0	10.0
State Control over Internet Access	3.3	3.3	3.3	7.5	7.5	7.5	7.5	7.5	7.5	7.5	7.5
Identity and Relationships	0.0	0.0	0.0	0.0	0.0	0.0	0.0	0.0	0.0	0.0	0.0
Legal Gender	-	-	-	-	-	-	-	-	-	-	-
Same-Sex Relationships	0.0	0.0	0.0	0.0	0.0	0.0	0.0	0.0	0.0	0.0	0.0
Divorce	0.0	0.0	0.0	0.0	0.0	0.0	0.0	0.0	0.0	0.0	0.0

EL SALVADOR

LATIN AMERICA & THE CARIBBEAN

Ranking

73

Score

7.03

Personal Freedom

97/162 Ranking

Score 6.64

Rule of Law 4.5

Procedural Justice	5.0
Civil Justice	5.3
Criminal Justice	3.1

Security and Safety 5.8

Homicide	0.0
Disappearance, Conflict, Terrorism	8.5
Women's Security, Safety	8.8

Movement 8.3

Freedom of Domestic Movement	5.0
Freedom of Foreign Movement	10.0
Women's Freedom of Movement	10.0

Religious Freedom 8.4

Freedom of Religion	8.7
Religious Organization Repression	7.6
Harassment and Physical Hostilities	9.4
Legal and Regulatory Restrictions	7.8

Assoc., Assembly, and Civil Soc. 8.3

Civil Society Entry and Exit	8.2
Assembly	7.5
Freedom to Form Political Parties	8.4
Autonomy of Opposition Parties	9.7
Civil Society Repression	7.8

Expression and Information 9.2

Press Killed	10.0
Press Jailed	10.0
Media Freedom	5.0
Access to Cable and Satellite	10.0
Freedom of Access to Frgn. Info.	10.0
State Control over Internet Access	10.0

Identity and Relationships 6.7

Legal Gender	0.0
Same-Sex Relationships	10.0
Divorce	10.0

Economic Freedom

56/162 Ranking

Score 7.41

Size of Government 8.8

Government Consumption	7.0
Transfer and Subsidies	9.3
Government Enterprises	10.0
Top Marginal Tax Rate	8.0
State Ownership of Assets	9.5

Legal System and Prop. Rights 4.3

Judicial Independence	4.1
Impartial Courts	3.5
Protection of Prop. Rights	5.2
Military Interference	4.2
Integrity of the Legal System	3.8
Legal Enforcement of Contracts	3.3
Regulatory Costs	8.2
Reliability of Police	2.6

Sound Money 9.9

Money Growth	9.9
Standard Deviation of Inflation	9.8
Inflation: Most Recent Year	9.8
Freedom to Own Frgn. Currency	10.0

Freedom to Trade Int'l 7.6

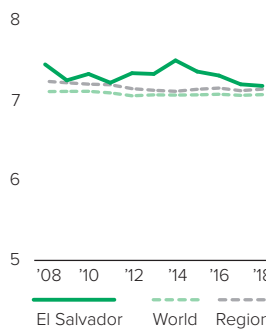
Tariffs	8.2
Regulatory Trade Barriers	6.9
Black-Market Exchange Rates	10.0
Movement of Capital and People	5.5

Regulation 6.5

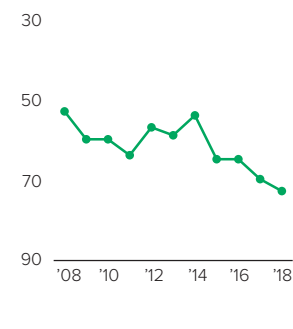
Credit Market Regulations	9.2
Labor Market Regulations	4.5
Business Regulations	5.7

Human Freedom

Score over Time



Ranking over Time



EL SALVADOR

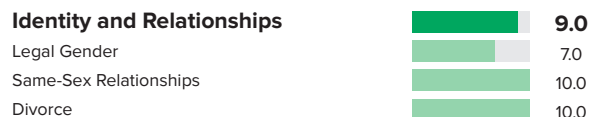
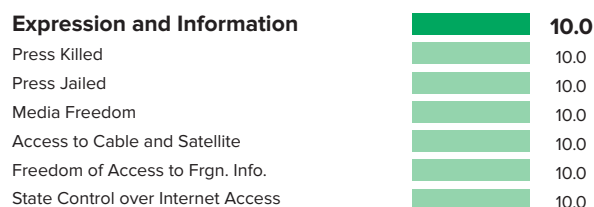
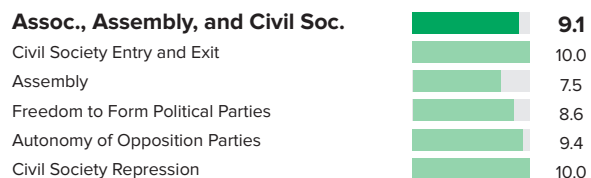
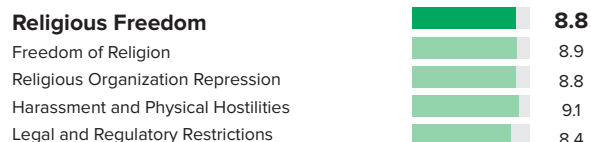
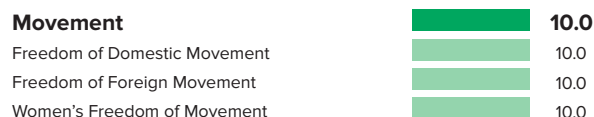
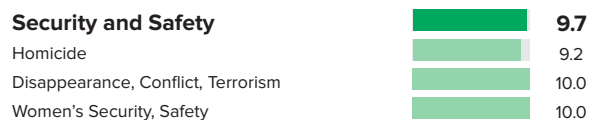
LATIN AMERICA & THE CARIBBEAN

	2008	2009	2010	2011	2012	2013	2014	2015	2016	2017	2018
Human Freedom Ranking	7.46	7.26	7.34	7.23	7.35	7.34	7.51	7.2	7.15	7.04	7.03
	53	60	60	64	57	59	54	65	65	70	73
Economic Freedom	7.76	7.53	7.47	7.41	7.34	7.35	7.51	7.35	7.38	7.44	7.41
Personal Freedom	7.16	6.98	7.20	7.05	7.36	7.33	7.50	7.05	6.92	6.64	6.64
Rule of Law	3.9	3.9	3.9	3.9	4.6	4.6	4.8	4.5	4.4	4.4	4.5
Procedural Justice	4.4	4.4	4.4	4.4	6.1	6.1	5.4	5.1	5.1	5.0	5.0
Civil Justice	4.9	4.9	4.9	4.9	4.7	5.1	4.8	5.0	5.0	5.1	5.3
Criminal Justice	2.5	2.5	2.5	2.5	3.1	3.4	3.4	3.0	3.0	2.9	3.1
Security and Safety	6.5	6.5	6.5	6.3	6.5	6.5	6.5	6.5	6.5	5.8	5.8
Homicide	0.0	0.0	0.0	0.0	0.0	0.0	0.0	0.0	0.0	0.0	0.0
Disappearance, Conflict, Terrorism	9.5	9.5	9.5	9.0	9.5	9.5	9.5	9.5	9.5	8.5	8.5
Women's Security, Safety	10.0	10.0	10.0	10.0	10.0	10.0	10.0	10.0	10.0	8.8	8.8
Movement	10.0	10.0	10.0	10.0	10.0	10.0	10.0	10.0	10.0	8.3	8.3
Freedom of Domestic Movement	10.0	10.0	10.0	10.0	10.0	10.0	10.0	10.0	10.0	5.0	5.0
Freedom of Foreign Movement	10.0	10.0	10.0	10.0	10.0	10.0	10.0	10.0	10.0	10.0	10.0
Women's Freedom of Movement	10.0	10.0	10.0	10.0	10.0	10.0	10.0	10.0	10.0	10.0	10.0
Religious Freedom	8.6	8.5	8.6	9.1	9.1	8.9	8.8	8.6	8.5	8.5	8.4
Freedom of Religion	8.1	8.1	8.1	10.0	10.0	9.1	9.1	9.1	9.1	9.0	8.7
Religious Organization Repression	7.8	7.8	8.3	8.3	8.3	7.5	7.5	7.5	7.5	7.7	7.6
Harassment and Physical Hostilities	9.6	10.0	10.0	9.9	9.8	9.7	9.4	9.4	9.4	9.4	9.4
Legal and Regulatory Restrictions	9.0	8.2	8.0	8.3	8.3	9.3	9.3	8.2	7.8	7.8	7.8
Assoc., Assembly, and Civil Soc.	8.3	8.5	8.8	8.5	8.6	8.4	8.4	8.4	8.5	8.4	8.3
Civil Society Entry and Exit	7.6	7.9	8.4	8.4	8.4	8.2	8.2	8.2	8.2	8.2	8.2
Assembly	-	-	-	7.5	7.5	7.5	7.5	7.5	7.5	7.5	7.5
Freedom to Form Political Parties	9.1	9.1	9.1	9.1	9.5	9.2	9.2	9.2	8.9	8.9	8.4
Autonomy of Opposition Parties	8.5	8.8	8.8	8.8	8.8	9.3	9.3	9.3	10.0	9.9	9.7
Civil Society Repression	7.9	8.1	8.9	8.9	8.9	7.8	7.8	7.8	7.8	7.8	7.8
Expression and Information	8.7	6.8	8.7	7.2	8.1	8.2	9.4	9.4	8.5	9.2	9.2
Press Killed	10.0	4.6	10.0	4.6	10.0	10.0	10.0	10.0	4.7	10.0	10.0
Press Jailed	10.0	10.0	10.0	10.0	10.0	10.0	10.0	10.0	10.0	10.0	10.0
Media Freedom	6.1	6.0	6.0	6.4	6.2	6.5	6.5	6.4	6.1	5.0	5.0
Access to Cable and Satellite	-	-	-	7.5	7.5	7.5	10.0	10.0	10.0	10.0	10.0
Freedom of Access to Frgn. Info.	-	-	-	7.5	7.5	7.5	10.0	10.0	10.0	10.0	10.0
State Control over Internet Access	-	-	-	7.5	7.5	7.5	10.0	10.0	10.0	10.0	10.0
Identity and Relationships	10.0	10.0	10.0	10.0	10.0	10.0	10.0	6.7	6.7	6.7	6.7
Legal Gender	-	-	-	-	-	-	-	0.0	0.0	0.0	0.0
Same-Sex Relationships	10.0	10.0	10.0	10.0	10.0	10.0	10.0	10.0	10.0	10.0	10.0
Divorce	10.0	10.0	10.0	10.0	10.0	10.0	10.0	10.0	10.0	10.0	10.0

Personal Freedom

10/162 Ranking

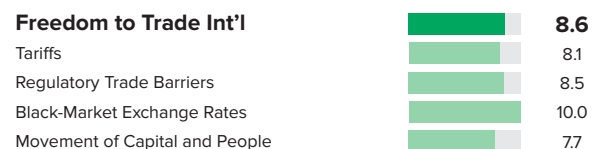
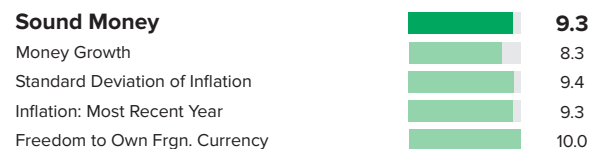
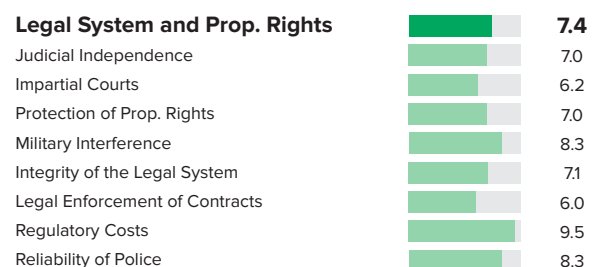
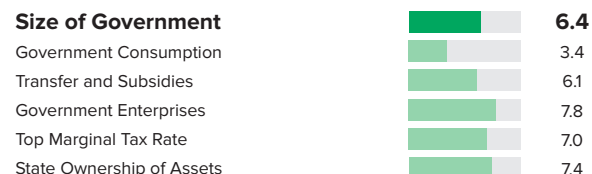
Score 9.12



Economic Freedom

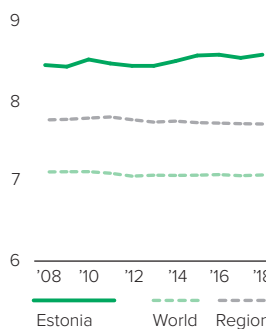
14/162 Ranking

Score 7.96

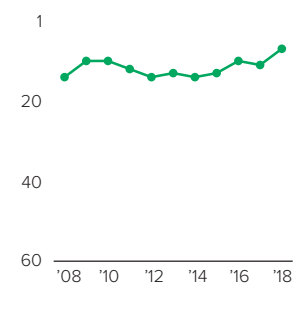


Human Freedom

Score over Time



Ranking over Time



ESTONIA

EASTERN EUROPE

	2008	2009	2010	2011	2012	2013	2014	2015	2016	2017	2018
Human Freedom Ranking	8.46	8.44	8.53	8.48	8.45	8.45	8.51	8.53	8.54	8.50	8.54
	15	11	11	13	15	14	15	14	11	12	8
Economic Freedom	7.90	7.86	8.02	7.95	7.88	7.87	7.97	8.09	8.03	7.93	7.96
Personal Freedom	9.01	9.02	9.04	9.01	9.02	9.02	9.04	8.96	9.05	9.07	9.12
Rule of Law	7.5	7.5	7.5	7.5	7.6	7.6	7.6	7.6	7.8	7.8	8.0
Procedural Justice	8.0	8.0	8.0	8.0	8.2	8.2	8.0	8.8	8.8	8.8	8.8
Civil Justice	7.1	7.1	7.1	7.1	7.2	7.5	7.7	7.8	7.8	8.0	8.0
Criminal Justice	7.5	7.5	7.5	7.5	7.2	7.1	7.0	6.8	6.8	7.1	7.1
Security and Safety	9.1	9.1	9.3	9.3	9.4	9.5	9.6	9.5	9.7	9.7	9.7
Homicide	7.4	7.9	7.9	8.0	8.1	8.4	8.8	8.6	9.0	9.1	9.2
Disappearance, Conflict, Terrorism	10.0	9.5	10.0	10.0	10.0	10.0	10.0	10.0	10.0	10.0	10.0
Women's Security, Safety	10.0	10.0	10.0	10.0	10.0	10.0	10.0	10.0	10.0	10.0	10.0
Movement	10.0	10.0	10.0	10.0	10.0	10.0	10.0	10.0	10.0	10.0	10.0
Freedom of Domestic Movement	10.0	10.0	10.0	10.0	10.0	10.0	10.0	10.0	10.0	10.0	10.0
Freedom of Foreign Movement	10.0	10.0	10.0	10.0	10.0	10.0	10.0	10.0	10.0	10.0	10.0
Women's Freedom of Movement	10.0	10.0	10.0	10.0	10.0	10.0	10.0	10.0	10.0	10.0	10.0
Religious Freedom	9.2	9.4	9.1	9.2	9.1	8.8	8.5	8.9	8.9	8.8	8.8
Freedom of Religion	9.3	9.3	9.3	9.3	9.3	8.7	8.6	8.8	8.9	8.9	8.9
Religious Organization Repression	9.9	9.9	9.9	9.9	9.9	9.1	9.2	9.2	9.2	9.0	8.8
Harassment and Physical Hostilities	9.4	9.4	9.4	9.6	9.4	9.4	9.3	9.6	9.1	9.1	9.1
Legal and Regulatory Restrictions	8.1	8.8	7.9	8.1	7.9	8.1	7.0	8.1	8.4	8.4	8.4
Assoc., Assembly, and Civil Soc.	9.5	9.5	9.5	9.0	9.0	9.0	9.1	9.1	9.1	9.1	9.1
Civil Society Entry and Exit	10.0	10.0	10.0	10.0	10.0	10.0	10.0	10.0	10.0	10.0	10.0
Assembly	10.0	10.0	10.0	7.5	7.5	7.5	7.5	7.5	7.5	7.5	7.5
Freedom to Form Political Parties	8.0	8.0	8.0	8.0	8.0	8.0	8.5	8.7	8.7	8.7	8.6
Autonomy of Opposition Parties	9.6	9.6	9.6	9.6	9.6	9.4	9.4	9.4	9.4	9.4	9.4
Civil Society Repression	10.0	10.0	10.0	10.0	10.0	10.0	10.0	10.0	10.0	10.0	10.0
Expression and Information	9.8	9.8	9.7	9.7	9.8	9.8	9.8	9.8	9.8	10.0	10.0
Press Killed	10.0	10.0	10.0	10.0	10.0	10.0	10.0	10.0	10.0	10.0	10.0
Press Jailed	10.0	10.0	10.0	10.0	10.0	10.0	10.0	10.0	10.0	10.0	10.0
Media Freedom	8.7	8.6	8.4	8.4	8.7	8.7	8.7	8.7	8.7	10.0	10.0
Access to Cable and Satellite	10.0	10.0	10.0	10.0	10.0	10.0	10.0	10.0	10.0	10.0	10.0
Freedom of Access to Frgn. Info.	10.0	10.0	10.0	10.0	10.0	10.0	10.0	10.0	10.0	10.0	10.0
State Control over Internet Access	10.0	10.0	10.0	10.0	10.0	10.0	10.0	10.0	10.0	10.0	10.0
Identity and Relationships	10.0	10.0	10.0	10.0	10.0	10.0	10.0	9.0	9.0	9.0	9.0
Legal Gender	-	-	-	-	-	-	-	7.0	7.0	7.0	7.0
Same-Sex Relationships	10.0	10.0	10.0	10.0	10.0	10.0	10.0	10.0	10.0	10.0	10.0
Divorce	10.0	10.0	10.0	10.0	10.0	10.0	10.0	10.0	10.0	10.0	10.0

Personal Freedom

131/162 Ranking

Score 5.76

Rule of Law 4.7

Procedural Justice	-
Civil Justice	-
Criminal Justice	-

Security and Safety 7.0

Homicide	5.4
Disappearance, Conflict, Terrorism	9.5
Women's Security, Safety	6.3

Movement 7.5

Freedom of Domestic Movement	10.0
Freedom of Foreign Movement	5.0
Women's Freedom of Movement	7.5

Religious Freedom 6.4

Freedom of Religion	3.2
Religious Organization Repression	6.3
Harassment and Physical Hostilities	9.3
Legal and Regulatory Restrictions	6.6

Assoc., Assembly, and Civil Soc. 2.0

Civil Society Entry and Exit	2.8
Assembly	-
Freedom to Form Political Parties	1.0
Autonomy of Opposition Parties	1.5
Civil Society Repression	2.7

Expression and Information 7.5

Press Killed	10.0
Press Jailed	10.0
Media Freedom	2.5
Access to Cable and Satellite	-
Freedom of Access to Frgn. Info.	-
State Control over Internet Access	-

Identity and Relationships 4.8

Legal Gender	7.0
Same-Sex Relationships	5.0
Divorce	2.5

Economic Freedom

119/162 Ranking

Score 6.27

Size of Government 5.6

Government Consumption	4.3
Transfer and Subsidies	9.9
Government Enterprises	2.7
Top Marginal Tax Rate	7.0
State Ownership of Assets	4.0

Legal System and Prop. Rights 4.6

Judicial Independence	3.6
Impartial Courts	4.7
Protection of Prop. Rights	4.8
Military Interference	-
Integrity of the Legal System	6.1
Legal Enforcement of Contracts	1.6
Regulatory Costs	7.2
Reliability of Police	6.5

Sound Money 7.6

Money Growth	8.3
Standard Deviation of Inflation	8.2
Inflation: Most Recent Year	9.0
Freedom to Own Frgn. Currency	5.0

Freedom to Trade Int'l 6.0

Tariffs	5.5
Regulatory Trade Barriers	4.5
Black-Market Exchange Rates	10.0
Movement of Capital and People	4.0

Regulation 7.6

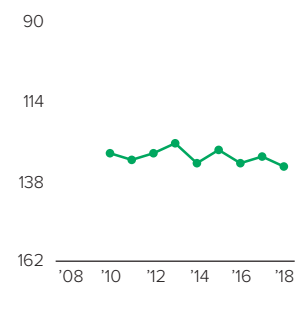
Credit Market Regulations	8.8
Labor Market Regulations	7.6
Business Regulations	6.2

Human Freedom

Score over Time



Ranking over Time



ESWATINI

SUB-SAHARAN AFRICA

	2008	2009	2010	2011	2012	2013	2014	2015	2016	2017	2018
Human Freedom	-	-	5.84	5.78	5.86	6.08	5.95	5.98	5.96	6.06	6.02
Ranking	-	-	130	132	130	127	133	129	133	131	134
Economic Freedom	-	-	6.33	6.44	6.33	6.48	6.46	6.19	6.21	6.31	6.27
Personal Freedom	-	-	5.35	5.11	5.38	5.67	5.44	5.76	5.70	5.81	5.76
Rule of Law	-	-	4.8	4.8	4.5	4.5	4.6	4.7	4.6	4.7	4.7
Procedural Justice	-	-	-	-	-	-	-	-	-	-	-
Civil Justice	-	-	-	-	-	-	-	-	-	-	-
Criminal Justice	-	-	-	-	-	-	-	-	-	-	-
Security and Safety	-	-	6.7	6.4	7.1	7.5	7.4	7.5	7.4	7.3	7.0
Homicide	-	-	3.1	4.4	6.7	6.8	6.4	6.6	6.6	6.2	5.4
Disappearance, Conflict, Terrorism	-	-	9.5	8.5	8.5	9.3	9.5	9.5	9.5	9.5	9.5
Women's Security, Safety	-	-	7.5	6.3	6.3	6.3	6.3	6.3	6.3	6.3	6.3
Movement	-	-	5.0	3.3	5.0	6.7	6.7	6.7	6.7	7.5	7.5
Freedom of Domestic Movement	-	-	5.0	5.0	10.0	10.0	10.0	10.0	10.0	10.0	10.0
Freedom of Foreign Movement	-	-	5.0	5.0	5.0	5.0	5.0	5.0	5.0	5.0	5.0
Women's Freedom of Movement	-	-	5.0	0.0	0.0	5.0	5.0	5.0	5.0	7.5	7.5
Religious Freedom	-	-	6.8	6.8	6.8	7.2	7.2	6.5	6.3	6.3	6.4
Freedom of Religion	-	-	3.1	3.1	3.1	3.1	3.1	3.1	3.1	3.2	3.2
Religious Organization Repression	-	-	5.4	5.4	5.4	6.1	6.1	6.1	6.1	6.1	6.3
Harassment and Physical Hostilities	-	-	9.3	9.3	9.4	9.4	9.6	9.1	9.3	9.3	9.3
Legal and Regulatory Restrictions	-	-	9.5	9.2	9.4	10.0	10.0	7.8	6.6	6.6	6.6
Assoc., Assembly, and Civil Soc.	-	-	1.7	1.7	1.7	1.8	1.8	1.8	1.8	1.8	2.0
Civil Society Entry and Exit	-	-	2.1	2.0	2.0	2.0	2.0	2.0	2.0	2.0	2.8
Assembly	-	-	-	-	-	-	-	-	-	-	-
Freedom to Form Political Parties	-	-	0.2	0.3	0.3	1.2	1.2	1.2	1.2	1.0	1.0
Autonomy of Opposition Parties	-	-	1.5	1.5	1.5	1.5	1.5	1.5	1.5	1.5	1.5
Civil Society Repression	-	-	3.1	3.0	3.0	2.7	2.7	2.7	2.7	2.8	2.7
Expression and Information	-	-	7.5	7.5	7.5	7.4	4.9	7.4	7.3	7.5	7.5
Press Killed	-	-	10.0	10.0	10.0	10.0	10.0	10.0	10.0	10.0	10.0
Press Jailed	-	-	10.0	10.0	10.0	10.0	2.3	10.0	10.0	10.0	10.0
Media Freedom	-	-	2.6	2.6	2.5	2.3	2.3	2.1	1.9	2.5	2.5
Access to Cable and Satellite	-	-	-	-	-	-	-	-	-	-	-
Freedom of Access to Frgn. Info.	-	-	-	-	-	-	-	-	-	-	-
State Control over Internet Access	-	-	-	-	-	-	-	-	-	-	-
Identity and Relationships	-	-	3.8	3.8	3.8	3.8	3.8	4.8	4.8	4.8	4.8
Legal Gender	-	-	-	-	-	-	-	7.0	7.0	7.0	7.0
Same-Sex Relationships	-	-	5.0	5.0	5.0	5.0	5.0	5.0	5.0	5.0	5.0
Divorce	-	-	2.5	2.5	2.5	2.5	2.5	2.5	2.5	2.5	2.5

ETHIOPIA

SUB-SAHARAN AFRICA

Ranking

149

Score

5.40

Personal Freedom

148/162 Ranking

Score 5.18

Rule of Law		3.4
Procedural Justice		2.6
Civil Justice		4.2
Criminal Justice		3.4

Security and Safety		6.6
Homicide		7.0
Disappearance, Conflict, Terrorism		7.4
Women's Security, Safety		5.5

Movement		6.7
Freedom of Domestic Movement		10.0
Freedom of Foreign Movement		0.0
Women's Freedom of Movement		10.0

Religious Freedom		6.0
Freedom of Religion		5.9
Religious Organization Repression		4.1
Harassment and Physical Hostilities		8.1
Legal and Regulatory Restrictions		6.0

Assoc., Assembly, and Civil Soc.		3.6
Civil Society Entry and Exit		1.9
Assembly		0.0
Freedom to Form Political Parties		6.0
Autonomy of Opposition Parties		5.4
Civil Society Repression		4.6

Expression and Information		6.7
Press Killed		10.0
Press Jailed		10.0
Media Freedom		2.5
Access to Cable and Satellite		7.5
Freedom of Access to Frgn. Info.		7.5
State Control over Internet Access		2.5

Identity and Relationships		3.8
Legal Gender		-
Same-Sex Relationships		0.0
Divorce		7.5

Economic Freedom

146/162 Ranking

Score 5.61

Size of Government		5.8
Government Consumption		7.8
Transfer and Subsidies		9.7
Government Enterprises		4.3
Top Marginal Tax Rate		5.0
State Ownership of Assets		2.2

Legal System and Prop. Rights		4.2
Judicial Independence		3.2
Impartial Courts		4.2
Protection of Prop. Rights		4.2
Military Interference		3.3
Integrity of the Legal System		5.9
Legal Enforcement of Contracts		5.5
Regulatory Costs		7.0
Reliability of Police		3.9

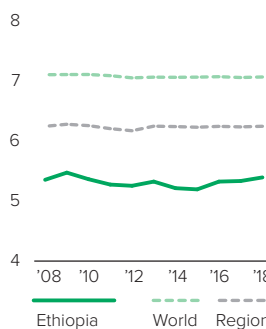
Sound Money		6.3
Money Growth		8.7
Standard Deviation of Inflation		9.1
Inflation: Most Recent Year		7.2
Freedom to Own Frgn. Currency		0.0

Freedom to Trade Int'l		4.9
Tariffs		5.7
Regulatory Trade Barriers		7.1
Black-Market Exchange Rates		6.2
Movement of Capital and People		0.6

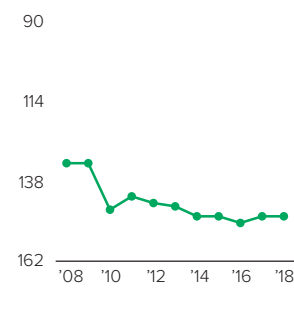
Regulation		6.9
Credit Market Regulations		6.9
Labor Market Regulations		6.9
Business Regulations		6.8

Human Freedom

Score over Time



Ranking over Time



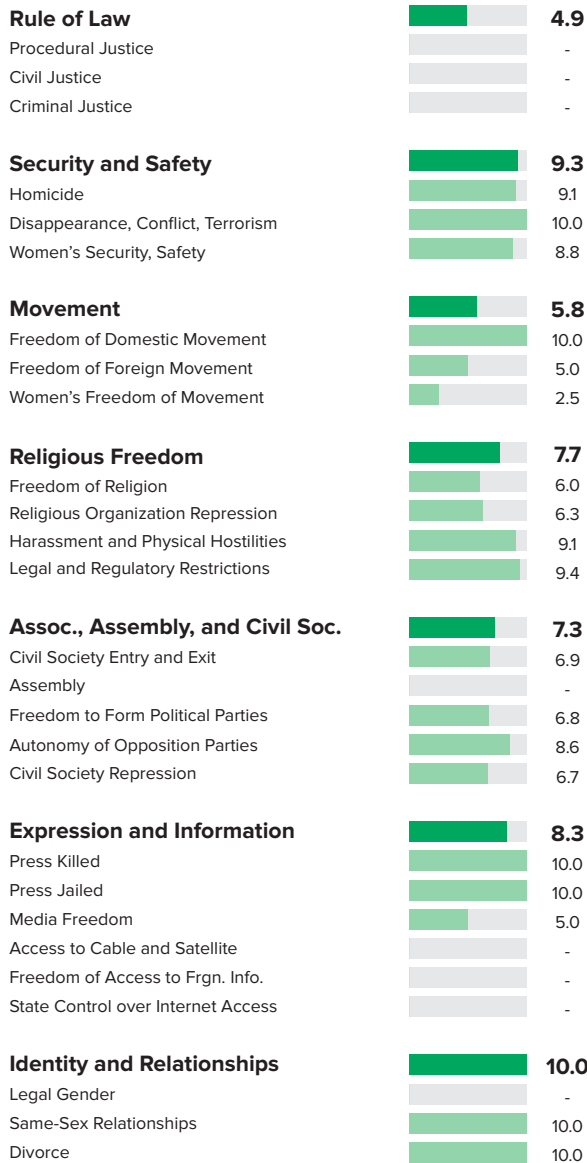
ETHIOPIA

SUB-SAHARAN AFRICA

	2008	2009	2010	2011	2012	2013	2014	2015	2016	2017	2018
Human Freedom Ranking	5.36	5.48	5.37	5.28	5.26	5.33	5.22	5.20	5.33	5.34	5.40
	133	133	147	143	145	146	149	149	151	149	149
Economic Freedom	5.11	5.51	5.33	5.18	5.25	5.33	5.29	5.29	5.49	5.65	5.61
Personal Freedom	5.60	5.45	5.41	5.37	5.26	5.33	5.14	5.11	5.17	5.03	5.18
Rule of Law	4.5	4.5	4.5	4.5	3.8	3.8	3.3	3.0	3.3	3.3	3.4
Procedural Justice	4.0	4.0	4.0	4.0	3.0	2.3	2.1	2.6	2.6	2.2	2.6
Civil Justice	4.6	4.6	4.6	4.6	3.9	3.6	3.7	3.9	3.9	4.1	4.2
Criminal Justice	4.9	4.9	4.9	4.9	4.5	3.9	3.3	3.4	3.4	3.3	3.4
Security and Safety	5.9	6.2	6.0	6.0	6.1	5.9	6.2	6.2	6.0	6.6	6.6
Homicide	6.6	6.6	6.6	6.6	6.6	7.0	7.0	7.0	7.0	7.0	7.0
Disappearance, Conflict, Terrorism	7.6	8.3	7.9	7.5	7.9	6.9	8.0	7.9	7.3	7.4	7.4
Women's Security, Safety	3.5	3.5	3.5	3.8	3.8	3.8	3.8	3.8	3.8	5.5	5.5
Movement	8.3	6.7	6.7	5.0	5.0	6.7	6.7	6.7	8.3	6.7	6.7
Freedom of Domestic Movement	10.0	10.0	5.0	5.0	5.0	5.0	5.0	5.0	10.0	10.0	10.0
Freedom of Foreign Movement	5.0	0.0	5.0	5.0	5.0	5.0	5.0	5.0	5.0	0.0	0.0
Women's Freedom of Movement	10.0	10.0	10.0	5.0	5.0	10.0	10.0	10.0	10.0	10.0	10.0
Religious Freedom	6.9	6.6	6.7	6.7	6.8	6.2	6.4	6.6	5.8	5.8	6.0
Freedom of Religion	8.7	8.3	8.4	8.4	8.5	6.1	6.2	6.1	5.6	5.9	5.9
Religious Organization Repression	3.8	3.8	4.0	4.0	4.0	3.7	3.7	3.7	3.6	3.1	4.1
Harassment and Physical Hostilities	9.0	8.9	8.9	9.0	9.0	9.0	9.4	9.3	8.1	8.1	8.1
Legal and Regulatory Restrictions	6.3	5.4	5.6	5.3	5.8	6.1	6.5	7.3	6.0	6.0	6.0
Assoc., Assembly, and Civil Soc.	3.9	3.9	3.8	3.8	3.8	4.0	3.5	3.4	3.2	3.1	3.6
Civil Society Entry and Exit	3.7	3.7	3.4	3.6	3.6	2.9	2.9	2.9	2.8	2.2	1.9
Assembly	2.5	2.5	2.5	2.5	2.5	2.5	0.0	0.0	0.0	0.0	0.0
Freedom to Form Political Parties	4.7	4.7	4.6	4.6	4.6	4.6	4.6	4.5	4.3	4.3	6.0
Autonomy of Opposition Parties	5.3	5.3	5.3	5.3	5.3	5.4	5.4	5.4	4.6	4.6	5.4
Civil Society Repression	3.3	3.1	3.1	3.1	3.2	4.4	4.4	4.4	4.1	4.1	4.6
Expression and Information	5.8	5.7	5.7	7.1	7.1	7.1	6.1	6.2	6.1	6.2	6.7
Press Killed	10.0	10.0	10.0	10.0	10.0	10.0	10.0	10.0	10.0	10.0	10.0
Press Jailed	9.8	9.5	9.5	9.2	9.4	9.3	8.3	9.0	8.4	9.5	10.0
Media Freedom	1.7	1.4	1.4	1.0	1.0	1.1	0.8	0.8	0.4	0.0	2.5
Access to Cable and Satellite	6.7	6.7	6.7	7.5	7.5	7.5	7.5	7.5	7.5	7.5	7.5
Freedom of Access to Frgn. Info.	6.7	6.7	6.7	7.5	7.5	7.5	7.5	7.5	7.5	7.5	7.5
State Control over Internet Access	0.0	0.0	0.0	7.5	7.5	7.5	2.5	2.5	2.5	2.5	2.5
Identity and Relationships	5.0	5.0	5.0	5.0	5.0	5.0	5.0	5.0	5.0	3.8	3.8
Legal Gender	-	-	-	-	-	-	-	-	-	-	-
Same-Sex Relationships	0.0	0.0	0.0	0.0	0.0	0.0	0.0	0.0	0.0	0.0	0.0
Divorce	10.0	10.0	10.0	10.0	10.0	10.0	10.0	10.0	10.0	7.5	7.5

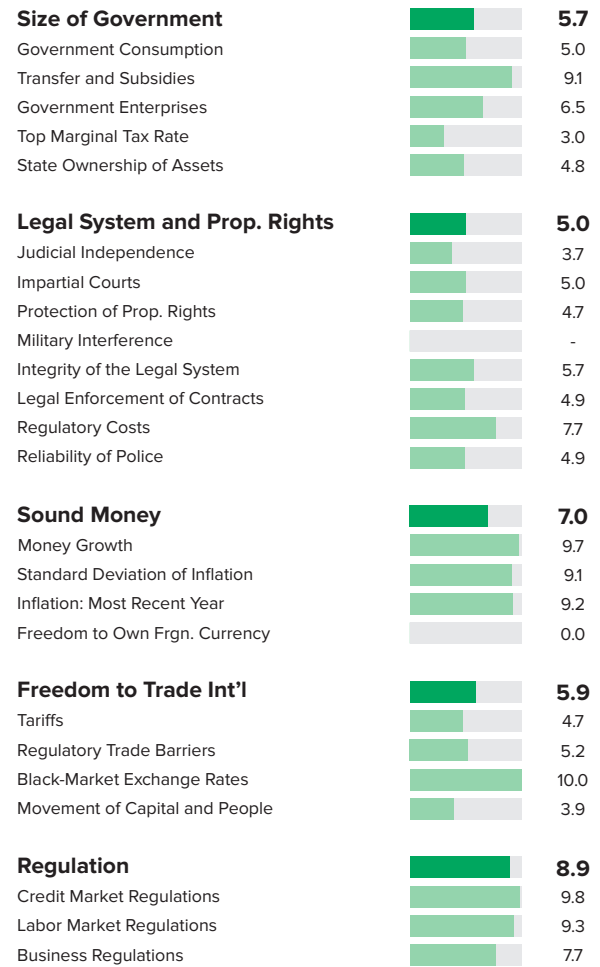
Personal Freedom

60/162 Ranking Score 7.46



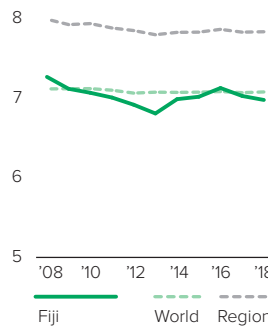
Economic Freedom

108/162 Ranking Score 6.50

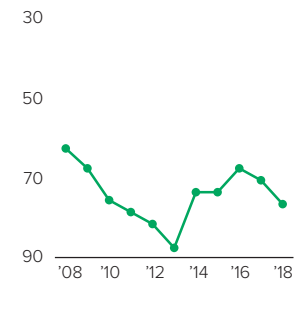


Human Freedom

Score over Time



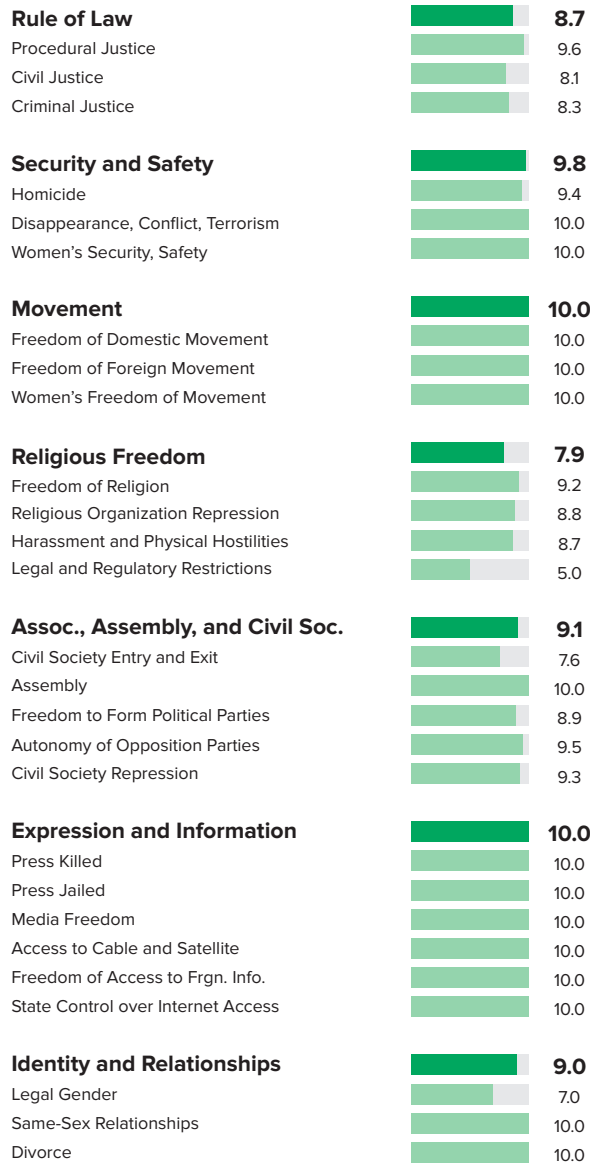
Ranking over Time



	2008	2009	2010	2011	2012	2013	2014	2015	2016	2017	2018
Human Freedom Ranking	7.27	7.12	7.07	7.01	6.92	6.81	6.99	7.02	7.13	7.03	6.98
	63	68	76	79	82	88	74	74	68	71	77
Economic Freedom	6.93	6.89	6.77	6.87	6.74	6.51	6.60	6.47	6.44	6.54	6.50
Personal Freedom	7.61	7.34	7.37	7.14	7.10	7.11	7.37	7.56	7.81	7.52	7.46
Rule of Law	4.7	4.5	4.3	4.4	4.0	3.9	4.4	4.6	4.7	4.8	4.9
Procedural Justice	-	-	-	-	-	-	-	-	-	-	-
Civil Justice	-	-	-	-	-	-	-	-	-	-	-
Criminal Justice	-	-	-	-	-	-	-	-	-	-	-
Security and Safety	9.7	9.5	9.7	8.9	8.9	8.9	8.9	8.9	8.9	9.3	9.3
Homicide	9.2	8.6	9.1	9.1	9.1	9.1	9.1	9.1	9.1	9.1	9.1
Disappearance, Conflict, Terrorism	10.0	10.0	10.0	10.0	10.0	10.0	10.0	10.0	10.0	10.0	10.0
Women's Security, Safety	10.0	10.0	10.0	7.5	7.5	7.5	7.5	7.5	7.5	8.8	8.8
Movement	8.3	8.3	8.3	8.3	8.3	8.3	8.3	8.3	10.0	5.8	5.8
Freedom of Domestic Movement	5.0	5.0	5.0	5.0	10.0	10.0	10.0	10.0	10.0	10.0	10.0
Freedom of Foreign Movement	10.0	10.0	10.0	10.0	5.0	5.0	5.0	5.0	10.0	5.0	5.0
Women's Freedom of Movement	10.0	10.0	10.0	10.0	10.0	10.0	10.0	10.0	10.0	2.5	2.5
Religious Freedom	7.2	6.6	6.5	6.3	6.6	6.8	7.3	7.9	8.1	8.1	7.7
Freedom of Religion	6.7	5.8	6.0	6.0	6.1	6.7	6.7	6.7	7.2	8.2	6.0
Religious Organization Repression	5.9	5.7	5.6	5.6	5.9	6.4	6.4	6.9	6.7	5.9	6.3
Harassment and Physical Hostilities	8.2	7.7	8.0	7.1	7.7	7.8	8.5	9.5	9.1	9.1	9.1
Legal and Regulatory Restrictions	8.0	7.0	6.6	6.4	6.8	6.5	7.6	8.6	9.4	9.4	9.4
Assoc., Assembly, and Civil Soc.	5.9	5.5	5.9	5.9	5.9	5.9	6.9	7.5	7.5	7.7	7.3
Civil Society Entry and Exit	4.4	4.4	5.0	5.0	5.2	5.5	6.6	8.1	7.8	7.3	6.9
Assembly	-	-	-	-	-	-	-	-	-	-	-
Freedom to Form Political Parties	6.6	4.9	5.2	5.2	5.3	4.6	6.5	6.7	6.7	6.7	6.8
Autonomy of Opposition Parties	8.1	7.8	8.0	8.0	8.0	6.8	7.4	7.4	8.8	8.8	8.6
Civil Society Repression	4.5	4.9	5.3	5.3	5.3	6.9	7.2	7.8	6.7	7.9	6.7
Expression and Information	8.5	8.0	7.9	7.9	7.9	8.0	8.1	8.3	8.4	8.3	8.3
Press Killed	10.0	10.0	10.0	10.0	10.0	10.0	10.0	10.0	10.0	10.0	10.0
Press Jailed	10.0	10.0	10.0	10.0	10.0	10.0	10.0	10.0	10.0	10.0	10.0
Media Freedom	5.4	4.0	3.6	3.6	3.8	4.0	4.3	4.8	5.3	5.0	5.0
Access to Cable and Satellite	-	-	-	-	-	-	-	-	-	-	-
Freedom of Access to Frgn. Info.	-	-	-	-	-	-	-	-	-	-	-
State Control over Internet Access	-	-	-	-	-	-	-	-	-	-	-
Identity and Relationships	10.0	10.0	10.0	10.0	10.0	10.0	10.0	10.0	10.0	10.0	10.0
Legal Gender	-	-	-	-	-	-	-	-	-	-	-
Same-Sex Relationships	10.0	10.0	10.0	10.0	10.0	10.0	10.0	10.0	10.0	10.0	10.0
Divorce	10.0	10.0	10.0	10.0	10.0	10.0	10.0	10.0	10.0	10.0	10.0

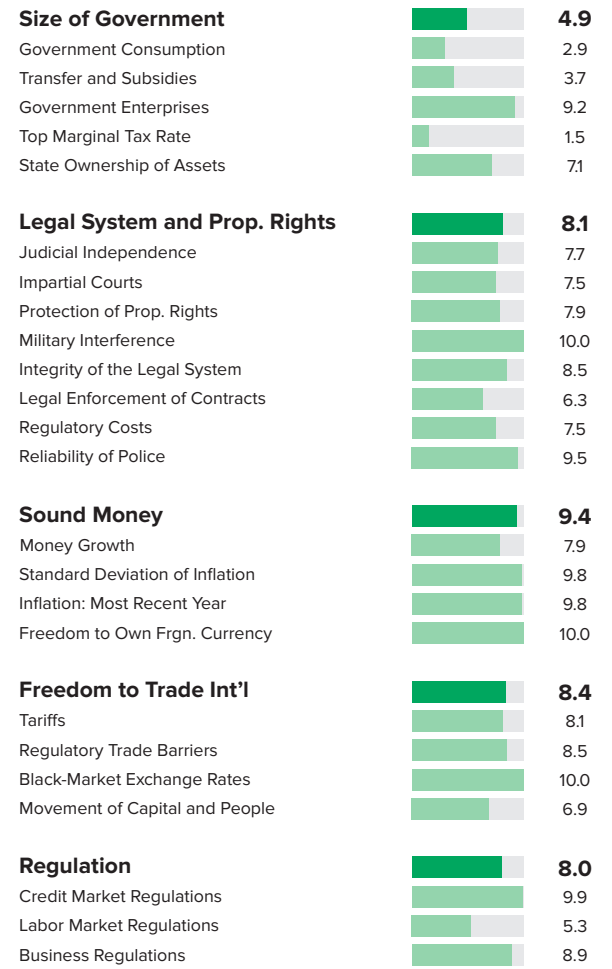
Personal Freedom

5/162 Ranking Score 9.21



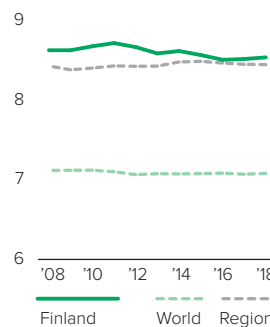
Economic Freedom

29/162 Ranking Score 7.76

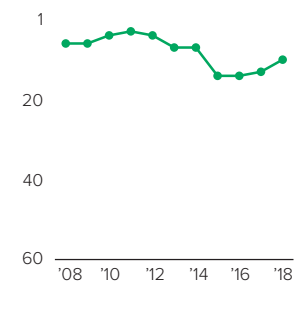


Human Freedom

Score over Time



Ranking over Time



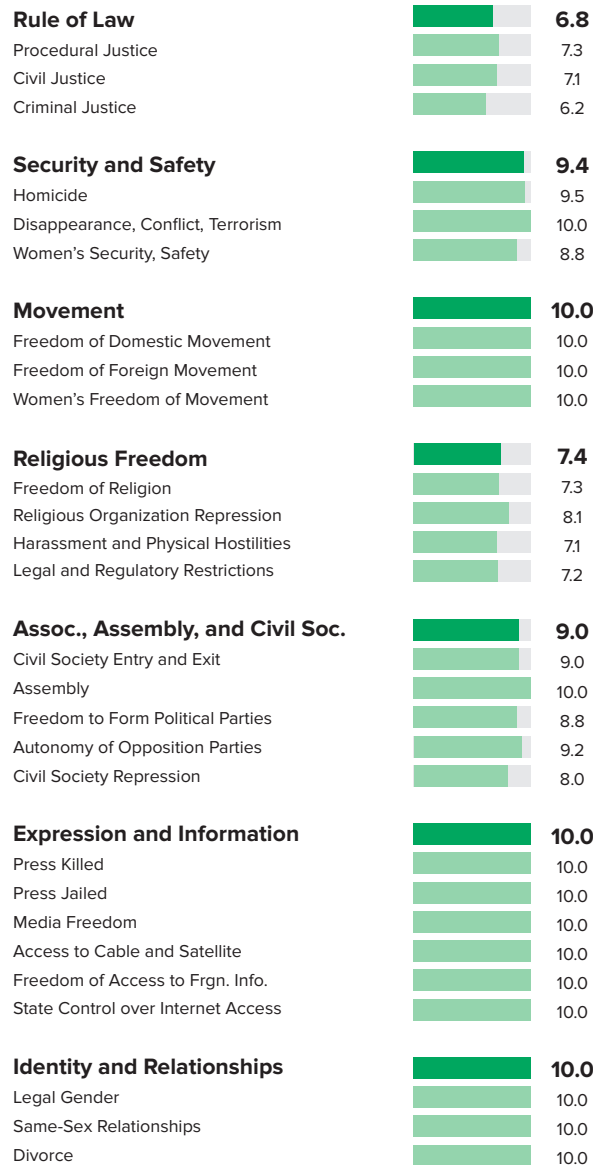
FINLAND

WESTERN EUROPE

	2008	2009	2010	2011	2012	2013	2014	2015	2016	2017	2018
Human Freedom Ranking	8.63	8.63	8.68	8.72	8.67	8.59	8.62	8.52	8.46	8.47	8.49
	7	7	5	4	5	8	8	15	15	14	11
Economic Freedom	7.82	7.80	7.92	7.98	7.91	7.76	7.82	7.75	7.71	7.73	7.76
Personal Freedom	9.44	9.45	9.44	9.46	9.42	9.42	9.42	9.28	9.20	9.21	9.21
Rule of Law	8.7	8.7	8.7	8.7	8.6	8.6	8.6	8.7	8.6	8.6	8.7
Procedural Justice	9.7	9.7	9.7	9.7	9.7	9.6	9.5	9.5	9.5	9.7	9.6
Civil Justice	7.9	7.9	7.9	7.9	7.5	7.8	8.0	8.0	8.0	8.0	8.1
Criminal Justice	8.7	8.7	8.7	8.7	8.5	8.5	8.5	8.5	8.5	8.4	8.3
Security and Safety	9.7	9.7	9.7	9.7	9.8	9.8	9.8	9.8	9.8	9.8	9.8
Homicide	9.0	9.1	9.1	9.2	9.3	9.3	9.4	9.4	9.5	9.5	9.4
Disappearance, Conflict, Terrorism	10.0	10.0	10.0	10.0	10.0	10.0	10.0	10.0	10.0	9.9	10.0
Women's Security, Safety	10.0	10.0	10.0	10.0	10.0	10.0	10.0	10.0	10.0	10.0	10.0
Movement	10.0	10.0	10.0	10.0	10.0	10.0	10.0	10.0	10.0	10.0	10.0
Freedom of Domestic Movement	10.0	10.0	10.0	10.0	10.0	10.0	10.0	10.0	10.0	10.0	10.0
Freedom of Foreign Movement	10.0	10.0	10.0	10.0	10.0	10.0	10.0	10.0	10.0	10.0	10.0
Women's Freedom of Movement	10.0	10.0	10.0	10.0	10.0	10.0	10.0	10.0	10.0	10.0	10.0
Religious Freedom	9.3	9.3	9.2	9.3	9.2	9.1	8.9	8.8	8.0	7.9	7.9
Freedom of Religion	10.0	10.0	10.0	10.0	10.0	9.5	9.5	9.5	9.5	9.1	9.2
Religious Organization Repression	9.1	9.1	9.1	9.1	9.1	8.8	8.8	8.8	8.8	8.7	8.8
Harassment and Physical Hostilities	9.0	9.1	8.9	9.3	9.1	8.9	8.8	9.2	8.7	8.7	8.7
Legal and Regulatory Restrictions	8.9	8.9	8.8	8.8	8.7	9.4	8.7	7.6	5.0	5.0	5.0
Assoc., Assembly, and Civil Soc.	9.3	9.3	9.3	9.3	9.3	9.4	9.4	9.0	9.0	9.1	9.1
Civil Society Entry and Exit	9.1	9.1	9.1	9.1	9.1	9.1	9.1	7.3	7.3	7.9	7.6
Assembly	10.0	10.0	10.0	10.0	10.0	10.0	10.0	10.0	10.0	10.0	10.0
Freedom to Form Political Parties	8.4	8.4	8.4	8.4	8.3	8.7	8.7	8.9	8.9	8.9	8.9
Autonomy of Opposition Parties	9.7	9.7	9.7	9.7	9.7	9.6	9.6	9.6	9.6	9.5	9.5
Civil Society Repression	9.6	9.6	9.6	9.6	9.6	9.6	9.6	9.2	9.2	9.3	9.3
Expression and Information	9.9	9.9	9.9	9.9	9.8	9.8	9.8	9.8	9.8	10.0	10.0
Press Killed	10.0	10.0	10.0	10.0	10.0	10.0	10.0	10.0	10.0	10.0	10.0
Press Jailed	10.0	10.0	10.0	10.0	10.0	10.0	10.0	10.0	10.0	10.0	10.0
Media Freedom	9.1	9.1	9.1	9.1	9.0	9.0	9.0	9.0	8.8	10.0	10.0
Access to Cable and Satellite	10.0	10.0	10.0	10.0	10.0	10.0	10.0	10.0	10.0	10.0	10.0
Freedom of Access to Frgn. Info.	10.0	10.0	10.0	10.0	10.0	10.0	10.0	10.0	10.0	10.0	10.0
State Control over Internet Access	10.0	10.0	10.0	10.0	10.0	10.0	10.0	10.0	10.0	10.0	10.0
Identity and Relationships	10.0	10.0	10.0	10.0	10.0	10.0	10.0	9.0	9.0	9.0	9.0
Legal Gender	-	-	-	-	-	-	-	7.0	7.0	7.0	7.0
Same-Sex Relationships	10.0	10.0	10.0	10.0	10.0	10.0	10.0	10.0	10.0	10.0	10.0
Divorce	10.0	10.0	10.0	10.0	10.0	10.0	10.0	10.0	10.0	10.0	10.0

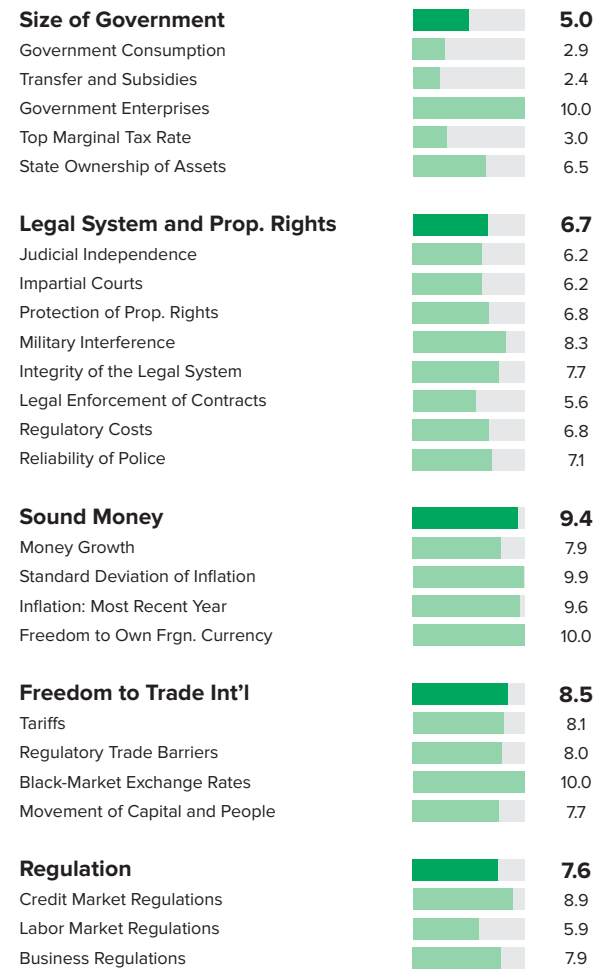
Personal Freedom

27/162 Ranking Score 8.70



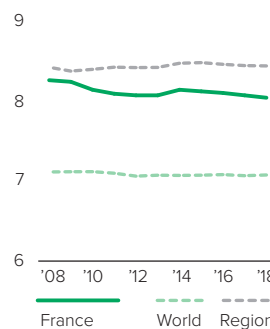
Economic Freedom

58/162 Ranking Score 7.40

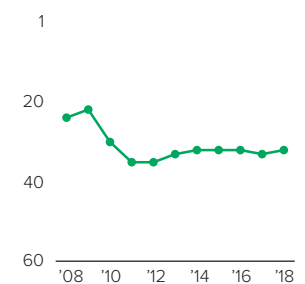


Human Freedom

Score over Time



Ranking over Time



FRANCE

WESTERN EUROPE

	2008	2009	2010	2011	2012	2013	2014	2015	2016	2017	2018
Human Freedom Ranking	8.27	8.25	8.15	8.10	8.08	8.08	8.15	8.13	8.11	8.08	8.05
	25	23	31	36	36	34	33	33	33	34	33
Economic Freedom	7.63	7.55	7.59	7.50	7.47	7.45	7.57	7.54	7.46	7.44	7.40
Personal Freedom	8.91	8.94	8.71	8.70	8.68	8.71	8.73	8.72	8.75	8.72	8.70
Rule of Law	7.0	7.0	7.0	7.0	6.9	6.9	7.1	6.9	6.8	6.8	6.8
Procedural Justice	7.4	7.4	7.4	7.4	7.3	7.6	7.2	6.8	6.8	7.4	7.3
Civil Justice	6.8	6.8	6.8	6.8	6.9	7.0	7.1	7.0	7.0	7.1	7.1
Criminal Justice	6.9	6.9	6.9	6.9	6.5	6.6	6.5	6.5	6.5	6.3	6.2
Security and Safety	9.5	9.7	9.6	9.6	9.6	9.7	9.7	9.7	9.7	9.4	9.4
Homicide	9.3	9.5	9.5	9.5	9.5	9.5	9.5	9.4	9.5	9.5	9.5
Disappearance, Conflict, Terrorism	9.5	10.0	9.5	9.5	9.5	9.5	9.5	9.7	9.6	10.0	10.0
Women's Security, Safety	9.8	9.8	9.8	9.8	9.8	10.0	10.0	10.0	10.0	8.8	8.8
Movement	10.0	10.0	8.3	8.3	8.3	8.3	8.3	10.0	10.0	10.0	10.0
Freedom of Domestic Movement	10.0	10.0	10.0	10.0	5.0	5.0	10.0	10.0	10.0	10.0	10.0
Freedom of Foreign Movement	10.0	10.0	5.0	5.0	10.0	10.0	5.0	10.0	10.0	10.0	10.0
Women's Freedom of Movement	10.0	10.0	10.0	10.0	10.0	10.0	10.0	10.0	10.0	10.0	10.0
Religious Freedom	8.6	8.4	8.1	8.1	8.1	8.1	8.0	7.4	7.3	7.4	7.4
Freedom of Religion	8.8	8.8	7.9	7.9	7.9	7.9	7.3	7.3	7.3	7.3	7.3
Religious Organization Repression	7.8	7.8	7.8	7.8	7.8	7.8	7.8	7.8	7.8	8.1	8.1
Harassment and Physical Hostilities	9.7	9.6	9.3	9.3	9.0	9.2	9.4	7.7	7.1	7.1	7.1
Legal and Regulatory Restrictions	8.1	7.6	7.6	7.4	7.7	7.5	7.4	6.7	7.2	7.2	7.2
Assoc., Assembly, and Civil Soc.	9.5	9.5	9.5	9.5	9.5	9.5	9.5	9.5	9.5	9.4	9.0
Civil Society Entry and Exit	9.5	9.5	9.4	9.5	9.5	9.5	9.0	9.0	9.0	9.0	9.0
Assembly	10.0	10.0	10.0	10.0	10.0	10.0	10.0	10.0	10.0	10.0	10.0
Freedom to Form Political Parties	8.6	8.6	8.6	8.6	8.6	8.8	8.8	8.8	8.8	8.5	8.8
Autonomy of Opposition Parties	9.5	9.5	9.5	9.5	9.5	9.5	9.5	9.5	9.5	9.3	9.2
Civil Society Repression	10.0	10.0	10.0	10.0	10.0	10.0	10.0	10.0	10.0	10.0	8.0
Expression and Information	9.6	9.6	9.6	9.6	9.7	9.7	9.6	8.8	9.6	10.0	10.0
Press Killed	10.0	10.0	10.0	10.0	10.0	10.0	10.0	5.5	10.0	10.0	10.0
Press Jailed	10.0	10.0	10.0	10.0	10.0	10.0	10.0	10.0	10.0	10.0	10.0
Media Freedom	7.9	7.8	7.8	7.6	7.9	7.9	7.8	7.1	7.4	10.0	10.0
Access to Cable and Satellite	10.0	10.0	10.0	10.0	10.0	10.0	10.0	10.0	10.0	10.0	10.0
Freedom of Access to Frgn. Info.	10.0	10.0	10.0	10.0	10.0	10.0	10.0	10.0	10.0	10.0	10.0
State Control over Internet Access	10.0	10.0	10.0	10.0	10.0	10.0	10.0	10.0	10.0	10.0	10.0
Identity and Relationships	10.0	10.0	10.0	10.0	10.0	10.0	10.0	10.0	10.0	10.0	10.0
Legal Gender	-	-	-	-	-	-	-	10.0	10.0	10.0	10.0
Same-Sex Relationships	10.0	10.0	10.0	10.0	10.0	10.0	10.0	10.0	10.0	10.0	10.0
Divorce	10.0	10.0	10.0	10.0	10.0	10.0	10.0	10.0	10.0	10.0	10.0

GABON

SUB-SAHARAN AFRICA

Ranking

127

Score

6.14

Personal Freedom

106/162 Ranking

Score 6.42

Rule of Law 4.0

Procedural Justice	-
Civil Justice	-
Criminal Justice	-

Security and Safety 8.2

Homicide	6.8
Disappearance, Conflict, Terrorism	9.0
Women's Security, Safety	8.8

Movement 2.5

Freedom of Domestic Movement	5.0
Freedom of Foreign Movement	0.0
Women's Freedom of Movement	2.5

Religious Freedom 9.0

Freedom of Religion	7.6
Religious Organization Repression	9.1
Harassment and Physical Hostilities	9.9
Legal and Regulatory Restrictions	9.4

Assoc., Assembly, and Civil Soc. 6.8

Civil Society Entry and Exit	10.0
Assembly	2.5
Freedom to Form Political Parties	7.0
Autonomy of Opposition Parties	6.5
Civil Society Repression	8.0

Expression and Information 6.7

Press Killed	10.0
Press Jailed	10.0
Media Freedom	2.5
Access to Cable and Satellite	7.5
Freedom of Access to Frgn. Info.	7.5
State Control over Internet Access	2.5

Identity and Relationships 8.8

Legal Gender	-
Same-Sex Relationships	10.0
Divorce	7.5

Economic Freedom

138/162 Ranking

Score 5.86

Size of Government 7.1

Government Consumption	5.4
Transfer and Subsidies	9.6
Government Enterprises	10.0
Top Marginal Tax Rate	6.0
State Ownership of Assets	4.2

Legal System and Prop. Rights 3.5

Judicial Independence	3.5
Impartial Courts	3.5
Protection of Prop. Rights	5.3
Military Interference	3.3
Integrity of the Legal System	5.1
Legal Enforcement of Contracts	2.9
Regulatory Costs	4.9
Reliability of Police	2.8

Sound Money 6.3

Money Growth	8.6
Standard Deviation of Inflation	7.4
Inflation: Most Recent Year	9.0
Freedom to Own Frgn. Currency	0.0

Freedom to Trade Int'l 5.4

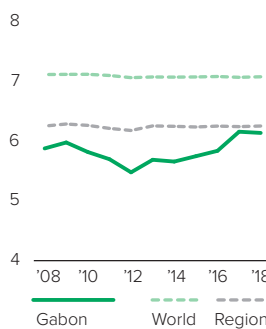
Tariffs	6.7
Regulatory Trade Barriers	3.9
Black-Market Exchange Rates	10.0
Movement of Capital and People	1.1

Regulation 7.1

Credit Market Regulations	8.3
Labor Market Regulations	7.3
Business Regulations	5.6

Human Freedom

Score over Time



Ranking over Time



GABON

SUB-SAHARAN AFRICA

	2008	2009	2010	2011	2012	2013	2014	2015	2016	2017	2018
Human Freedom Ranking	5.88	5.98	5.82	5.70	5.48	5.69	5.66	5.75	5.84	6.16	6.14
	121	119	132	134	137	138	140	140	139	125	127
Economic Freedom	5.89	5.91	5.55	5.29	5.28	5.32	5.54	5.66	5.75	5.85	5.86
Personal Freedom	5.87	6.04	6.09	6.11	5.68	6.05	5.78	5.84	5.92	6.47	6.42
Rule of Law	4.7	4.8	4.8	4.9	4.5	4.4	4.4	4.3	4.2	4.1	4.0
Procedural Justice	-	-	-	-	-	-	-	-	-	-	-
Civil Justice	-	-	-	-	-	-	-	-	-	-	-
Criminal Justice	-	-	-	-	-	-	-	-	-	-	-
Security and Safety	7.0	7.0	6.8	6.8	6.8	8.3	8.2	8.2	7.8	8.2	8.2
Homicide	6.5	6.5	6.5	6.5	6.5	6.8	6.8	6.8	6.8	6.8	6.8
Disappearance, Conflict, Terrorism	9.5	9.5	9.0	9.0	9.0	9.5	9.0	9.0	8.0	9.0	9.0
Women's Security, Safety	5.0	5.0	5.0	5.0	5.0	8.8	8.8	8.8	8.8	8.8	8.8
Movement	1.7	3.3	3.3	3.3	0.0	0.0	0.0	0.0	1.7	2.5	2.5
Freedom of Domestic Movement	0.0	5.0	5.0	10.0	0.0	0.0	0.0	0.0	5.0	5.0	5.0
Freedom of Foreign Movement	0.0	0.0	0.0	0.0	0.0	0.0	0.0	0.0	0.0	0.0	0.0
Women's Freedom of Movement	5.0	5.0	5.0	0.0	0.0	0.0	0.0	0.0	0.0	2.5	2.5
Religious Freedom	8.0	7.9	8.4	8.2	8.3	8.3	8.3	8.9	9.2	9.4	9.0
Freedom of Religion	9.0	9.0	9.0	9.0	9.4	9.0	9.0	9.0	9.0	9.0	7.6
Religious Organization Repression	7.0	7.0	8.7	8.7	8.7	8.4	8.4	8.4	8.4	9.1	9.1
Harassment and Physical Hostilities	8.6	8.3	8.0	8.0	7.5	7.9	8.0	9.4	9.9	9.9	9.9
Legal and Regulatory Restrictions	7.6	7.5	8.1	7.2	7.7	7.7	7.7	8.7	9.4	9.4	9.4
Assoc., Assembly, and Civil Soc.	6.5	6.5	6.8	7.3	7.2	7.4	6.4	6.4	6.4	6.8	6.8
Civil Society Entry and Exit	7.9	7.9	8.8	8.8	7.4	8.8	8.8	8.8	8.8	9.9	10.0
Assembly	5.0	5.0	5.0	7.5	7.5	7.5	2.5	2.5	2.5	2.5	2.5
Freedom to Form Political Parties	7.1	7.1	7.1	7.1	7.1	7.1	7.1	7.1	7.1	7.0	7.0
Autonomy of Opposition Parties	5.2	5.2	5.2	5.2	5.9	5.9	5.9	5.9	5.9	6.5	6.5
Civil Society Repression	7.3	7.3	7.9	7.9	7.9	8.0	8.0	8.0	8.0	8.0	8.0
Expression and Information	8.3	8.3	8.3	8.0	8.0	8.0	6.8	6.8	6.7	6.7	6.7
Press Killed	10.0	10.0	10.0	10.0	10.0	10.0	10.0	10.0	10.0	10.0	10.0
Press Jailed	10.0	10.0	10.0	10.0	10.0	10.0	10.0	10.0	10.0	10.0	10.0
Media Freedom	3.1	2.9	3.1	3.0	2.9	3.0	3.0	3.3	2.9	2.5	2.5
Access to Cable and Satellite	10.0	10.0	10.0	10.0	10.0	10.0	7.5	7.5	7.5	7.5	7.5
Freedom of Access to Frgn. Info.	6.7	6.7	6.7	7.5	7.5	7.5	7.5	7.5	7.5	7.5	7.5
State Control over Internet Access	10.0	10.0	10.0	7.5	7.5	7.5	2.5	2.5	2.5	2.5	2.5
Identity and Relationships	5.0	5.0	5.0	5.0	5.0	5.0	5.0	5.0	5.0	8.8	8.8
Legal Gender	-	-	-	-	-	-	-	-	-	-	-
Same-Sex Relationships	10.0	10.0	10.0	10.0	10.0	10.0	10.0	10.0	10.0	10.0	10.0
Divorce	0.0	0.0	0.0	0.0	0.0	0.0	0.0	0.0	0.0	7.5	7.5

GAMBIA, THE

SUB-SAHARAN AFRICA

Ranking

119

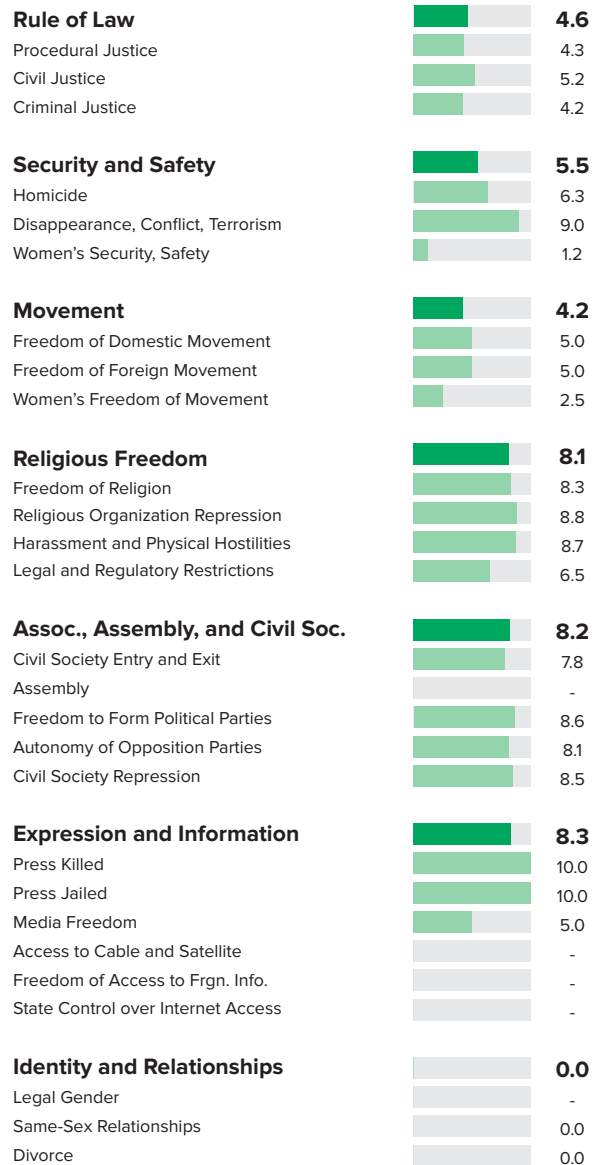
Score

6.27

Personal Freedom

139/162 Ranking

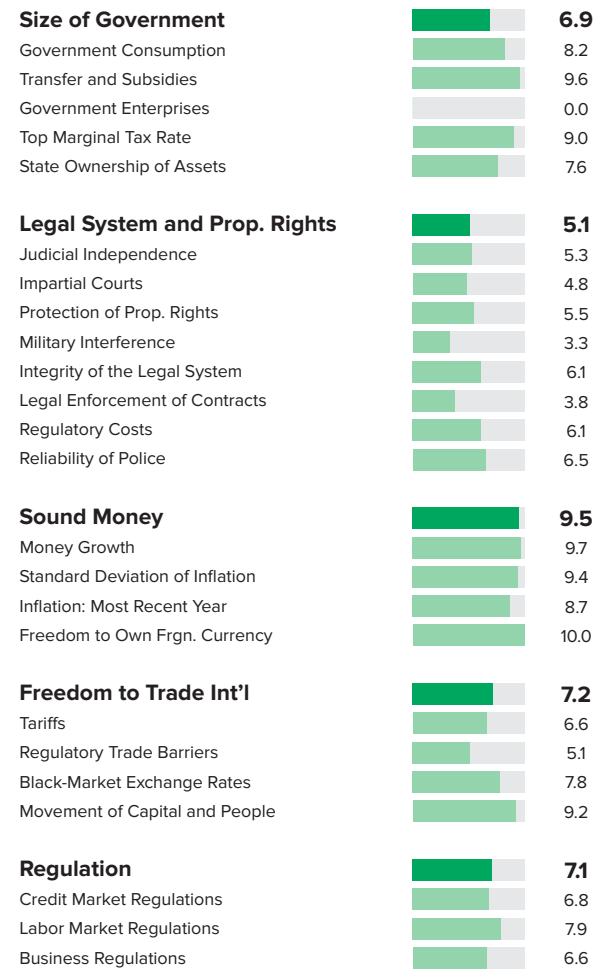
Score 5.40



Economic Freedom

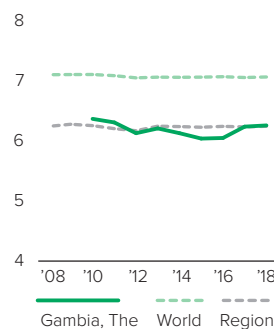
72/162 Ranking

Score 7.14

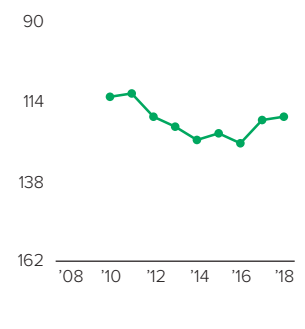


Human Freedom

Score over Time



Ranking over Time



GAMBIA, THE

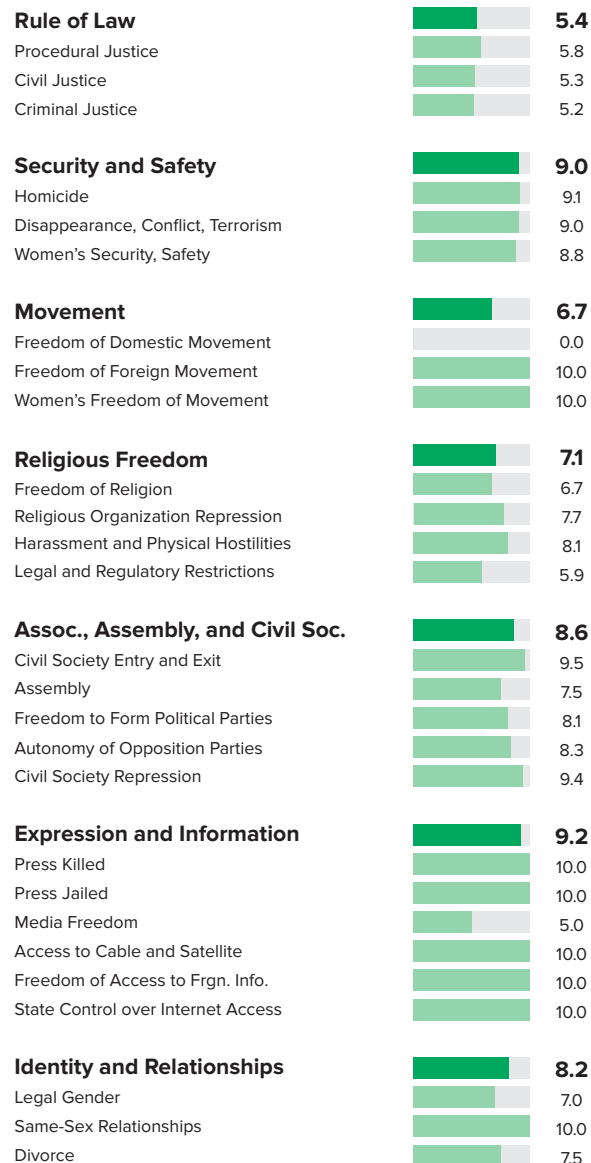
SUB-SAHARAN AFRICA

	2008	2009	2010	2011	2012	2013	2014	2015	2016	2017	2018
Human Freedom	-	-	6.38	6.32	6.14	6.22	6.14	6.05	6.06	6.25	6.27
Ranking	-	-	113	112	119	122	126	124	127	120	119
Economic Freedom	-	-	7.02	7.00	6.87	7.21	7.18	7.17	7.24	7.15	7.14
Personal Freedom	-	-	5.73	5.63	5.41	5.23	5.09	4.93	4.87	5.34	5.40
Rule of Law	-	-	4.7	4.7	4.3	4.2	4.1	4.1	3.9	4.5	4.6
Procedural Justice	-	-	-	-	-	-	-	-	-	-	4.3
Civil Justice	-	-	-	-	-	-	-	-	-	-	5.2
Criminal Justice	-	-	-	-	-	-	-	-	-	-	4.2
Security and Safety	-	-	6.2	5.7	5.2	5.3	4.8	5.2	5.2	5.5	5.5
Homicide	-	-	6.1	6.1	6.1	6.3	6.3	6.3	6.3	6.3	6.3
Disappearance, Conflict, Terrorism	-	-	8.5	10.0	8.5	8.5	7.0	8.0	8.0	9.0	9.0
Women's Security, Safety	-	-	4.0	1.1	1.1	1.2	1.2	1.2	1.2	1.3	1.2
Movement	-	-	8.3	8.3	8.3	6.7	6.7	6.7	6.7	4.2	4.2
Freedom of Domestic Movement	-	-	5.0	5.0	10.0	10.0	10.0	10.0	10.0	5.0	5.0
Freedom of Foreign Movement	-	-	10.0	10.0	5.0	5.0	5.0	5.0	5.0	5.0	5.0
Women's Freedom of Movement	-	-	10.0	10.0	10.0	5.0	5.0	5.0	5.0	2.5	2.5
Religious Freedom	-	-	7.2	7.3	7.5	7.3	7.3	6.7	6.3	7.9	8.1
Freedom of Religion	-	-	6.1	6.1	6.1	5.3	5.3	5.4	5.4	8.3	8.3
Religious Organization Repression	-	-	5.2	5.2	5.2	5.0	4.8	4.6	4.8	8.1	8.8
Harassment and Physical Hostilities	-	-	9.2	9.4	9.2	9.3	9.6	9.0	8.7	8.7	8.7
Legal and Regulatory Restrictions	-	-	8.4	8.5	9.4	9.6	9.6	8.0	6.5	6.5	6.5
Assoc., Assembly, and Civil Soc.	-	-	5.5	5.5	5.5	5.4	5.5	5.5	5.6	8.0	8.2
Civil Society Entry and Exit	-	-	4.2	4.2	4.2	4.1	4.1	4.1	4.1	7.4	7.8
Assembly	-	-	-	-	-	-	-	-	-	-	-
Freedom to Form Political Parties	-	-	6.5	6.5	6.4	6.4	6.4	6.4	6.4	8.6	8.6
Autonomy of Opposition Parties	-	-	7.6	7.6	7.4	7.2	7.2	7.2	7.2	8.1	8.1
Civil Society Repression	-	-	3.9	3.9	3.9	4.1	4.4	4.4	4.7	8.0	8.5
Expression and Information	-	-	5.1	5.2	5.1	5.2	5.3	3.6	3.6	8.3	8.3
Press Killed	-	-	10.0	10.0	10.0	10.0	10.0	10.0	10.0	10.0	10.0
Press Jailed	-	-	4.1	4.3	4.5	4.6	4.8	0.0	0.0	10.0	10.0
Media Freedom	-	-	1.3	1.3	1.0	1.0	1.3	0.7	0.8	5.0	5.0
Access to Cable and Satellite	-	-	-	-	-	-	-	-	-	-	-
Freedom of Access to Frgn. Info.	-	-	-	-	-	-	-	-	-	-	-
State Control over Internet Access	-	-	-	-	-	-	-	-	-	-	-
Identity and Relationships	-	-	3.8	3.8	3.8	3.8	3.8	3.8	3.8	0.0	0.0
Legal Gender	-	-	-	-	-	-	-	-	-	-	-
Same-Sex Relationships	-	-	0.0	0.0	0.0	0.0	0.0	0.0	0.0	0.0	0.0
Divorce	-	-	7.5	7.5	7.5	7.5	7.5	7.5	7.5	0.0	0.0

Personal Freedom

58/162 Ranking

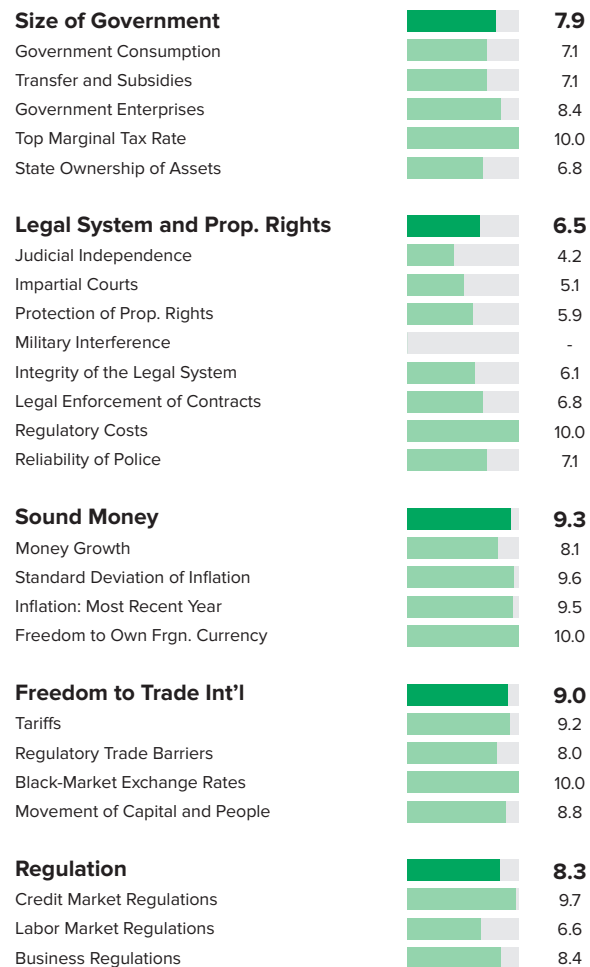
Score 7.56



Economic Freedom

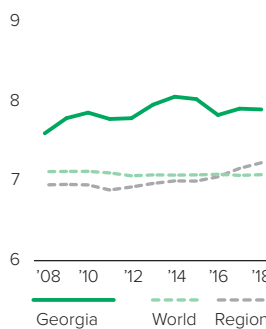
8/162 Ranking

Score 8.18

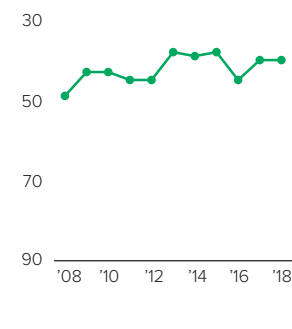


Human Freedom

Score over Time



Ranking over Time



GEORGIA

CAUCASUS & CENTRAL ASIA

	2008	2009	2010	2011	2012	2013	2014	2015	2016	2017	2018
Human Freedom Ranking	7.60	7.79	7.86	7.78	7.79	7.96	8.06	8.01	7.80	7.88	7.87
	49	43	43	45	45	38	39	38	45	40	40
Economic Freedom	7.78	7.59	7.76	7.99	8.13	8.19	8.27	8.14	8.12	8.14	8.18
Personal Freedom	7.42	7.99	7.96	7.56	7.44	7.72	7.85	7.87	7.48	7.62	7.56
Rule of Law	6.0	6.0	6.0	6.0	5.3	5.3	5.7	6.0	5.4	5.4	5.4
Procedural Justice	5.3	5.3	5.3	5.3	4.9	5.4	6.1	5.6	5.6	5.9	5.8
Civil Justice	6.1	6.1	6.1	6.1	5.9	6.3	6.1	5.4	5.4	5.4	5.3
Criminal Justice	6.6	6.6	6.6	6.6	5.1	5.4	5.6	5.1	5.1	5.2	5.2
Security and Safety	7.6	8.6	8.5	8.1	8.3	8.5	8.5	8.7	8.7	9.1	9.0
Homicide	7.6	8.0	8.2	8.2	8.9	8.9	8.9	9.6	9.6	9.6	9.1
Disappearance, Conflict, Terrorism	5.4	7.7	7.3	8.5	8.5	9.0	9.0	9.0	8.9	8.9	9.0
Women's Security, Safety	10.0	10.0	10.0	7.5	7.5	7.5	7.5	7.5	7.5	8.8	8.8
Movement	10.0	10.0	10.0	6.7	6.7	8.3	8.3	8.3	6.7	6.7	6.7
Freedom of Domestic Movement	10.0	10.0	10.0	10.0	5.0	5.0	5.0	5.0	0.0	0.0	0.0
Freedom of Foreign Movement	10.0	10.0	10.0	5.0	10.0	10.0	10.0	10.0	10.0	10.0	10.0
Women's Freedom of Movement	10.0	10.0	10.0	5.0	5.0	10.0	10.0	10.0	10.0	10.0	10.0
Religious Freedom	8.4	8.4	8.0	8.1	8.1	8.4	8.4	7.9	7.2	7.1	7.1
Freedom of Religion	7.9	7.4	7.4	7.4	6.8	7.3	7.3	7.8	7.2	7.0	6.7
Religious Organization Repression	8.6	8.7	7.5	7.5	7.5	8.6	8.6	8.5	7.5	7.5	7.7
Harassment and Physical Hostilities	9.6	9.9	9.7	10.0	10.0	9.7	9.6	8.4	8.1	8.1	8.1
Legal and Regulatory Restrictions	7.7	7.8	7.5	7.4	8.1	8.1	7.9	7.0	5.9	5.9	5.9
Assoc., Assembly, and Civil Soc.	8.3	8.1	8.3	8.1	8.0	8.4	8.3	8.4	8.5	8.9	8.6
Civil Society Entry and Exit	8.4	7.8	8.5	8.5	7.7	8.3	8.5	9.0	7.9	9.1	9.5
Assembly	-	-	-	7.5	7.5	7.5	7.5	7.5	7.5	7.5	7.5
Freedom to Form Political Parties	8.3	8.4	8.4	8.5	8.3	9.2	9.2	8.6	8.5	9.4	8.1
Autonomy of Opposition Parties	7.4	6.9	6.7	6.7	6.8	7.2	7.2	6.7	8.4	8.4	8.3
Civil Society Repression	8.9	9.5	9.6	9.5	9.6	9.6	9.2	10.0	10.0	10.0	9.4
Expression and Information	4.7	8.1	8.3	8.8	8.8	8.9	9.3	9.2	9.2	9.2	9.2
Press Killed	0.0	10.0	10.0	10.0	10.0	10.0	10.0	10.0	10.0	10.0	10.0
Press Jailed	10.0	10.0	10.0	10.0	10.0	10.0	10.0	10.0	10.0	10.0	10.0
Media Freedom	4.0	4.3	4.9	5.2	5.5	5.6	5.5	5.3	5.2	5.0	5.0
Access to Cable and Satellite	-	-	-	10.0	10.0	10.0	10.0	10.0	10.0	10.0	10.0
Freedom of Access to Frgn. Info.	-	-	-	7.5	7.5	7.5	10.0	10.0	10.0	10.0	10.0
State Control over Internet Access	-	-	-	10.0	10.0	10.0	10.0	10.0	10.0	10.0	10.0
Identity and Relationships	8.8	8.8	8.8	8.8	8.8	8.8	8.8	8.2	8.2	8.2	8.2
Legal Gender	-	-	-	-	-	-	-	7.0	7.0	7.0	7.0
Same-Sex Relationships	10.0	10.0	10.0	10.0	10.0	10.0	10.0	10.0	10.0	10.0	10.0
Divorce	7.5	7.5	7.5	7.5	7.5	7.5	7.5	7.5	7.5	7.5	7.5

GERMANY

WESTERN EUROPE

Ranking

9

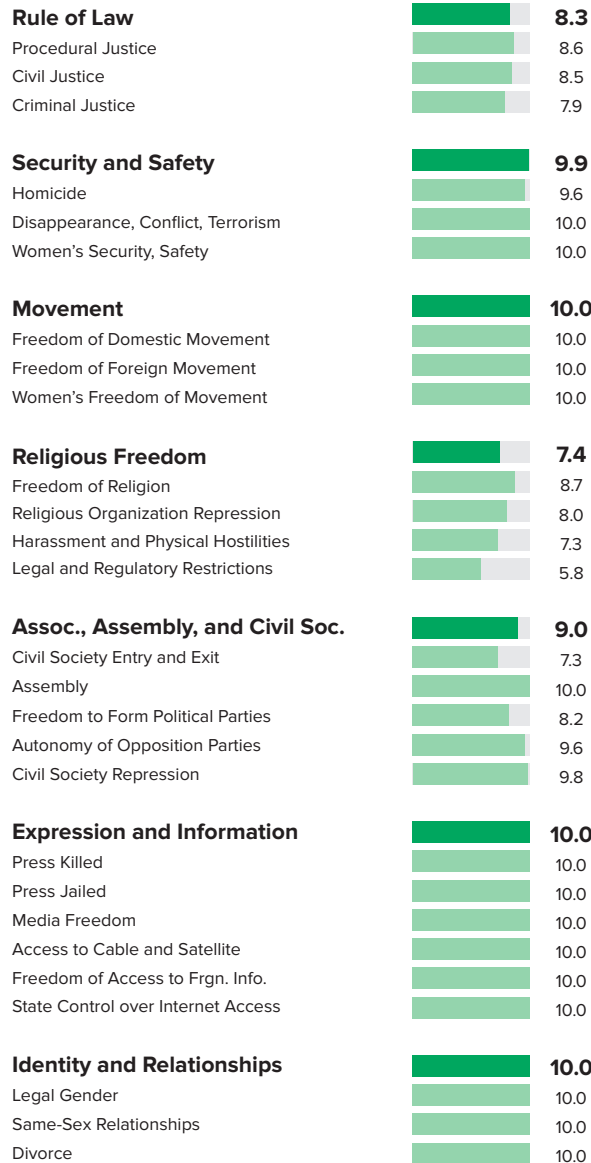
Score

8.52

Personal Freedom

8/162 Ranking

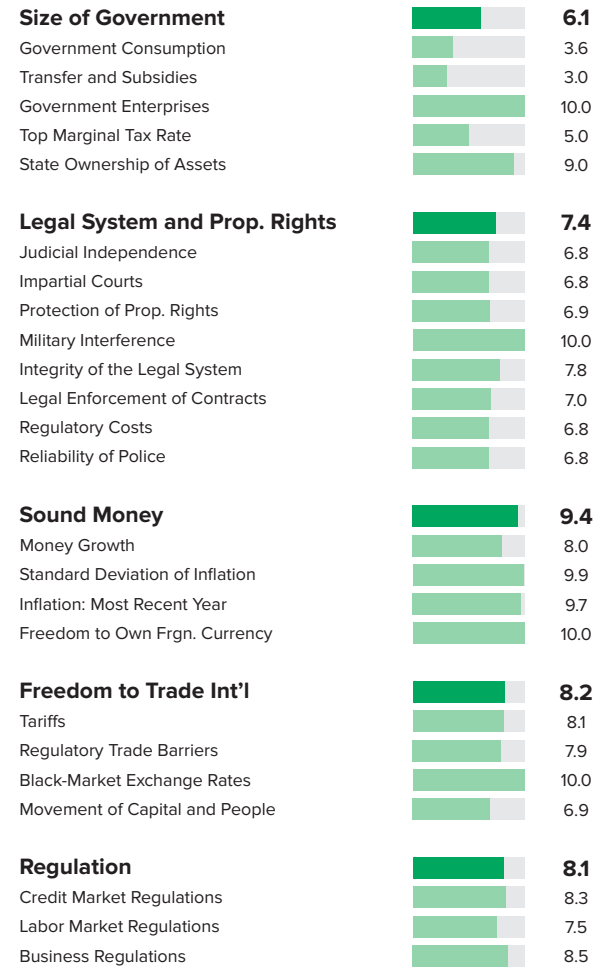
Score 9.19



Economic Freedom

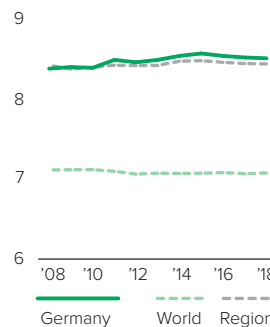
21/162 Ranking

Score 7.85

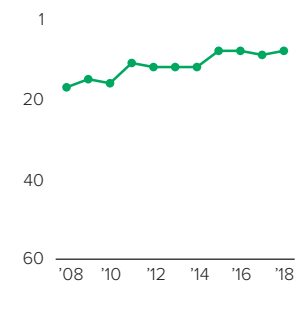


Human Freedom

Score over Time



Ranking over Time



GERMANY

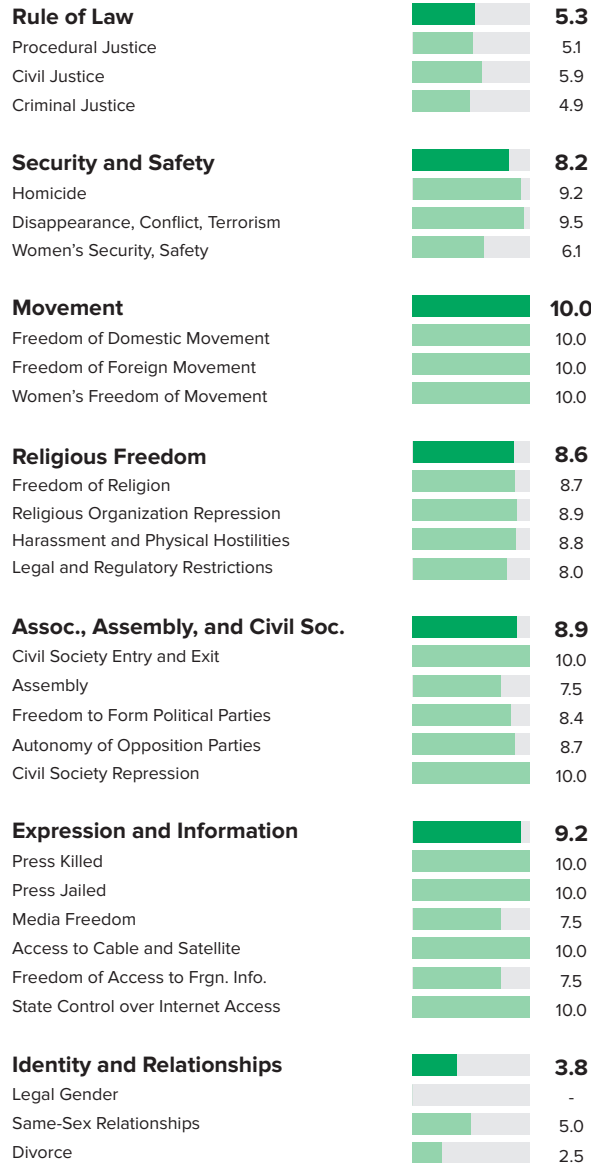
WESTERN EUROPE

	2008	2009	2010	2011	2012	2013	2014	2015	2016	2017	2018
Human Freedom Ranking	8.39	8.41	8.40	8.50	8.47	8.50	8.55	8.58	8.55	8.53	8.52
	18	16	17	12	13	13	13	9	9	10	9
Economic Freedom	7.72	7.76	7.78	7.87	7.84	7.91	7.93	7.97	7.96	7.87	7.85
Personal Freedom	9.06	9.06	9.02	9.12	9.09	9.09	9.17	9.18	9.14	9.19	9.19
Rule of Law	7.9	7.9	7.9	7.9	7.8	7.8	8.2	8.3	8.3	8.3	8.3
Procedural Justice	8.1	8.1	8.1	8.1	8.2	8.6	8.6	8.6	8.6	8.5	8.6
Civil Justice	8.0	8.0	8.0	8.0	8.2	8.2	8.6	8.5	8.5	8.6	8.5
Criminal Justice	7.6	7.6	7.6	7.6	7.1	7.6	7.7	7.7	7.7	7.8	7.9
Security and Safety	9.8	9.8	9.8	9.8	9.8	9.9	9.9	9.9	9.8	9.9	9.9
Homicide	9.6	9.6	9.6	9.6	9.7	9.7	9.6	9.7	9.5	9.6	9.6
Disappearance, Conflict, Terrorism	10.0	10.0	10.0	10.0	10.0	10.0	10.0	10.0	9.9	10.0	10.0
Women's Security, Safety	9.8	9.8	9.8	9.8	9.8	10.0	10.0	10.0	10.0	10.0	10.0
Movement	10.0	10.0	10.0	10.0	10.0	10.0	10.0	10.0	10.0	10.0	10.0
Freedom of Domestic Movement	10.0	10.0	10.0	10.0	10.0	10.0	10.0	10.0	10.0	10.0	10.0
Freedom of Foreign Movement	10.0	10.0	10.0	10.0	10.0	10.0	10.0	10.0	10.0	10.0	10.0
Women's Freedom of Movement	10.0	10.0	10.0	10.0	10.0	10.0	10.0	10.0	10.0	10.0	10.0
Religious Freedom	8.1	8.2	7.8	8.2	8.0	7.8	7.9	7.8	7.5	7.5	7.4
Freedom of Religion	9.0	9.0	9.0	9.0	9.0	8.3	8.3	8.3	8.3	8.7	8.7
Religious Organization Repression	8.0	8.0	7.7	7.7	7.7	7.7	7.7	8.4	8.4	8.4	8.0
Harassment and Physical Hostilities	8.7	8.9	8.5	8.8	8.2	8.4	8.1	7.6	7.3	7.3	7.3
Legal and Regulatory Restrictions	6.8	6.8	6.1	7.3	7.1	6.9	7.4	6.7	5.8	5.8	5.8
Assoc., Assembly, and Civil Soc.	9.1	9.0	9.0	9.1	9.1	9.0	9.0	9.0	9.0	9.0	9.0
Civil Society Entry and Exit	7.3	7.3	7.3	7.3	7.3	7.3	7.3	7.1	7.1	7.2	7.3
Assembly	10.0	10.0	10.0	10.0	10.0	10.0	10.0	10.0	10.0	10.0	10.0
Freedom to Form Political Parties	8.3	8.2	8.3	8.5	8.5	8.4	8.4	8.2	8.2	8.2	8.2
Autonomy of Opposition Parties	9.7	9.7	9.6	9.6	9.6	9.5	9.5	9.6	9.6	9.6	9.6
Civil Society Repression	10.0	10.0	10.0	10.0	10.0	10.0	10.0	10.0	10.0	9.9	9.8
Expression and Information	9.2	9.1	9.1	9.7	9.7	9.7	9.7	9.6	9.6	10.0	10.0
Press Killed	10.0	10.0	10.0	10.0	10.0	10.0	10.0	10.0	10.0	10.0	10.0
Press Jailed	10.0	10.0	10.0	10.0	10.0	10.0	10.0	10.0	10.0	10.0	10.0
Media Freedom	8.3	8.1	8.1	8.1	8.1	8.1	8.0	7.8	7.8	10.0	10.0
Access to Cable and Satellite	10.0	10.0	10.0	10.0	10.0	10.0	10.0	10.0	10.0	10.0	10.0
Freedom of Access to Frgn. Info.	10.0	10.0	10.0	10.0	10.0	10.0	10.0	10.0	10.0	10.0	10.0
State Control over Internet Access	6.7	6.7	6.7	10.0	10.0	10.0	10.0	10.0	10.0	10.0	10.0
Identity and Relationships	10.0	10.0	10.0	10.0	10.0	10.0	10.0	10.0	10.0	10.0	10.0
Legal Gender	-	-	-	-	-	-	-	10.0	10.0	10.0	10.0
Same-Sex Relationships	10.0	10.0	10.0	10.0	10.0	10.0	10.0	10.0	10.0	10.0	10.0
Divorce	10.0	10.0	10.0	10.0	10.0	10.0	10.0	10.0	10.0	10.0	10.0

Personal Freedom

62/162 Ranking

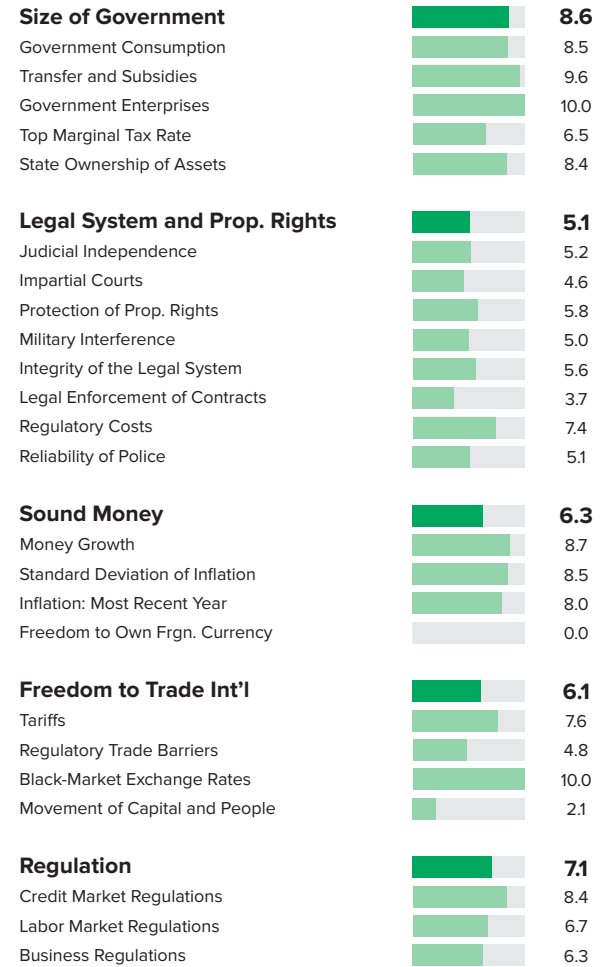
Score 7.43



Economic Freedom

96/162 Ranking

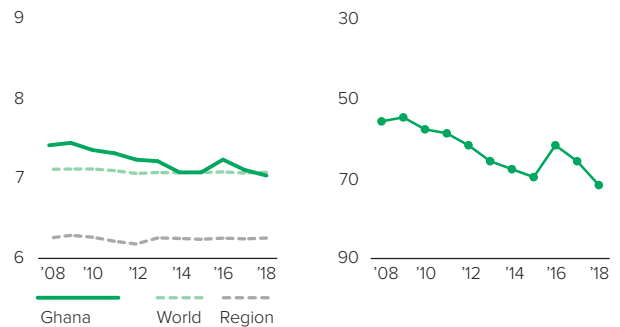
Score 6.65



Human Freedom

Score over Time

Ranking over Time



GHANA

SUB-SAHARAN AFRICA

	2008	2009	2010	2011	2012	2013	2014	2015	2016	2017	2018
Human Freedom Ranking	7.42	7.45	7.36	7.32	7.24	7.22	7.08	7.08	7.24	7.11	7.04
	56	55	58	59	62	66	68	70	62	66	72
Economic Freedom	7.02	7.07	6.91	6.82	6.69	6.69	6.31	6.45	6.60	6.67	6.65
Personal Freedom	7.81	7.83	7.80	7.82	7.79	7.74	7.85	7.71	7.87	7.54	7.43
Rule of Law	5.4	5.4	5.4	5.4	5.4	5.4	5.8	5.3	5.8	5.7	5.3
Procedural Justice	5.8	5.8	5.8	5.8	5.9	6.4	5.1	5.8	5.8	5.8	5.1
Civil Justice	6.1	6.1	6.1	6.1	5.9	6.1	6.1	6.2	6.2	6.2	5.9
Criminal Justice	4.5	4.5	4.5	4.5	4.4	5.0	4.7	5.1	5.1	4.9	4.9
Security and Safety	8.4	8.4	8.4	8.7	8.6	8.7	8.7	8.7	8.7	8.2	8.2
Homicide	9.3	9.3	9.3	9.3	9.1	9.2	9.2	9.2	9.2	9.2	9.2
Disappearance, Conflict, Terrorism	9.5	9.5	9.5	9.5	9.5	9.5	9.5	9.5	9.5	9.5	9.5
Women's Security, Safety	6.5	6.5	6.5	7.3	7.3	7.3	7.3	7.3	7.3	6.1	6.1
Movement	10.0	10.0	10.0	10.0	10.0	10.0	10.0	10.0	10.0	10.0	10.0
Freedom of Domestic Movement	10.0	10.0	10.0	10.0	10.0	10.0	10.0	10.0	10.0	10.0	10.0
Freedom of Foreign Movement	10.0	10.0	10.0	10.0	10.0	10.0	10.0	10.0	10.0	10.0	10.0
Women's Freedom of Movement	10.0	10.0	10.0	10.0	10.0	10.0	10.0	10.0	10.0	10.0	10.0
Religious Freedom	8.5	8.7	8.4	8.4	8.4	7.7	8.1	8.3	8.6	8.6	8.6
Freedom of Religion	8.9	8.9	9.2	9.2	9.6	9.0	9.0	9.0	8.9	8.8	8.7
Religious Organization Repression	10.0	10.0	10.0	10.0	10.0	7.5	7.5	7.5	8.9	8.8	8.9
Harassment and Physical Hostilities	8.6	8.7	7.6	7.9	7.5	7.9	8.6	9.0	8.8	8.8	8.8
Legal and Regulatory Restrictions	6.6	7.0	6.7	6.4	6.4	6.5	7.0	7.5	8.0	8.0	8.0
Assoc., Assembly, and Civil Soc.	9.2	9.2	9.2	8.7	8.7	8.8	8.8	8.7	8.7	8.9	8.9
Civil Society Entry and Exit	9.9	9.9	9.9	9.9	9.9	10.0	10.0	10.0	10.0	10.0	10.0
Assembly	10.0	10.0	10.0	7.5	7.5	7.5	7.5	7.5	7.5	7.5	7.5
Freedom to Form Political Parties	8.5	8.5	8.5	8.5	8.5	8.5	8.5	8.3	8.3	8.4	8.4
Autonomy of Opposition Parties	7.7	7.7	7.7	7.7	7.7	8.0	8.0	7.8	7.8	8.7	8.7
Civil Society Repression	10.0	10.0	10.0	10.0	10.0	10.0	10.0	10.0	10.0	10.0	10.0
Expression and Information	9.6	9.6	9.6	9.6	9.6	9.6	9.2	8.9	9.1	9.2	9.2
Press Killed	10.0	10.0	10.0	10.0	10.0	10.0	10.0	8.8	10.0	10.0	10.0
Press Jailed	10.0	10.0	10.0	10.0	10.0	10.0	10.0	10.0	10.0	10.0	10.0
Media Freedom	7.5	7.5	7.5	7.4	7.4	7.4	7.4	7.2	6.9	7.5	7.5
Access to Cable and Satellite	10.0	10.0	10.0	10.0	10.0	10.0	10.0	10.0	10.0	10.0	10.0
Freedom of Access to Frgn. Info.	10.0	10.0	10.0	10.0	10.0	10.0	7.5	7.5	7.5	7.5	7.5
State Control over Internet Access	10.0	10.0	10.0	10.0	10.0	10.0	10.0	10.0	10.0	10.0	10.0
Identity and Relationships	6.3	6.3	6.3	6.3	6.3	6.3	6.3	6.3	6.3	3.8	3.8
Legal Gender	-	-	-	-	-	-	-	-	-	-	-
Same-Sex Relationships	5.0	5.0	5.0	5.0	5.0	5.0	5.0	5.0	5.0	5.0	5.0
Divorce	7.5	7.5	7.5	7.5	7.5	7.5	7.5	7.5	7.5	2.5	2.5

Personal Freedom

44/162 Ranking

Score 8.04

Rule of Law

Procedural Justice	6.6
Civil Justice	5.9
Criminal Justice	5.0

Security and Safety

Homicide	9.6
Disappearance, Conflict, Terrorism	8.9
Women's Security, Safety	7.5

Movement

Freedom of Domestic Movement	10.0
Freedom of Foreign Movement	10.0
Women's Freedom of Movement	10.0

Religious Freedom

Freedom of Religion	7.1
Religious Organization Repression	7.0
Harassment and Physical Hostilities	7.6
Legal and Regulatory Restrictions	4.4

Assoc., Assembly, and Civil Soc.

Civil Society Entry and Exit	9.4
Assembly	10.0
Freedom to Form Political Parties	9.0
Autonomy of Opposition Parties	10.0
Civil Society Repression	10.0

Expression and Information

Press Killed	10.0
Press Jailed	10.0
Media Freedom	7.5
Access to Cable and Satellite	10.0
Freedom of Access to Frgn. Info.	10.0
State Control over Internet Access	10.0

Identity and Relationships

Legal Gender	10.0
Same-Sex Relationships	10.0
Divorce	5.0

Economic Freedom

92/162 Ranking

Score 6.71

Size of Government

Government Consumption	5.3
Transfer and Subsidies	4.3
Government Enterprises	8.2
Top Marginal Tax Rate	1.0
State Ownership of Assets	6.0

Legal System and Prop. Rights

Judicial Independence	4.9
Impartial Courts	4.1
Protection of Prop. Rights	5.2
Military Interference	8.3
Integrity of the Legal System	7.0
Legal Enforcement of Contracts	3.1
Regulatory Costs	7.9
Reliability of Police	5.1

Sound Money

Money Growth	7.3
Standard Deviation of Inflation	9.5
Inflation: Most Recent Year	9.9
Freedom to Own Frgn. Currency	5.0

Freedom to Trade Int'l

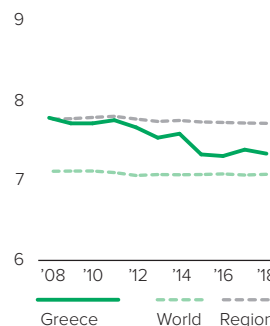
Tariffs	8.1
Regulatory Trade Barriers	7.8
Black-Market Exchange Rates	10.0
Movement of Capital and People	5.3

Regulation

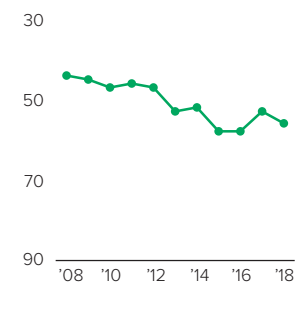
Credit Market Regulations	9.7
Labor Market Regulations	5.0
Business Regulations	6.8

Human Freedom

Score over Time



Ranking over Time



GREECE

EASTERN EUROPE

	2008	2009	2010	2011	2012	2013	2014	2015	2016	2017	2018
Human Freedom Ranking	7.79	7.72	7.72	7.76	7.67	7.54	7.59	7.33	7.30	7.44	7.38
Economic Freedom	7.17	7.03	7.12	7.12	7.06	7.01	7.09	6.63	6.69	6.83	6.71
Personal Freedom	8.41	8.40	8.32	8.39	8.28	8.07	8.08	8.02	7.90	8.04	8.04
Rule of Law	6.1	6.1	6.1	6.1	5.8	5.8	5.8	6.0	5.8	5.8	5.8
Procedural Justice	7.2	7.2	7.2	7.2	6.7	6.6	7.1	6.4	6.4	6.8	6.6
Civil Justice	6.1	6.1	6.1	6.1	6.1	5.9	5.7	5.7	5.7	5.8	5.9
Criminal Justice	5.0	5.0	5.0	5.0	4.6	4.9	5.1	5.3	5.3	5.1	5.0
Security and Safety	9.7	9.6	9.6	9.6	9.6	8.6	8.7	8.7	8.6	8.7	8.7
Homicide	9.5	9.5	9.4	9.4	9.4	9.5	9.6	9.7	9.7	9.7	9.6
Disappearance, Conflict, Terrorism	9.5	9.5	9.5	9.5	9.5	9.0	9.0	9.0	8.6	9.0	8.9
Women's Security, Safety	10.0	10.0	10.0	10.0	10.0	7.5	7.5	7.5	7.5	7.5	7.5
Movement	10.0	10.0	10.0	10.0	10.0	10.0	10.0	10.0	10.0	10.0	10.0
Freedom of Domestic Movement	10.0	10.0	10.0	10.0	10.0	10.0	10.0	10.0	10.0	10.0	10.0
Freedom of Foreign Movement	10.0	10.0	10.0	10.0	10.0	10.0	10.0	10.0	10.0	10.0	10.0
Women's Freedom of Movement	10.0	10.0	10.0	10.0	10.0	10.0	10.0	10.0	10.0	10.0	10.0
Religious Freedom	8.1	8.1	7.9	8.1	7.8	8.2	8.2	7.3	6.7	6.4	6.5
Freedom of Religion	7.9	7.9	6.8	6.8	6.8	6.3	6.3	6.3	6.3	6.7	7.1
Religious Organization Repression	6.8	6.8	7.3	7.3	7.3	8.6	8.6	8.6	8.6	7.0	7.0
Harassment and Physical Hostilities	8.6	8.6	8.6	8.9	7.9	8.8	9.1	8.3	7.6	7.6	7.6
Legal and Regulatory Restrictions	9.1	9.1	8.8	9.3	9.3	9.1	8.7	5.8	4.4	4.4	4.4
Assoc., Assembly, and Civil Soc.	9.6	9.6	9.6	9.6	9.6	9.7	9.7	9.7	9.7	9.7	9.7
Civil Society Entry and Exit	9.7	9.7	9.7	9.7	9.7	9.7	9.7	9.7	9.7	9.7	9.4
Assembly	10.0	10.0	10.0	10.0	10.0	10.0	10.0	10.0	10.0	10.0	10.0
Freedom to Form Political Parties	9.2	9.2	9.2	9.2	9.2	9.0	9.0	9.0	9.0	9.0	9.0
Autonomy of Opposition Parties	9.2	9.2	9.2	9.2	9.2	10.0	10.0	10.0	10.0	10.0	10.0
Civil Society Repression	10.0	10.0	10.0	10.0	10.0	10.0	10.0	10.0	10.0	10.0	10.0
Expression and Information	9.5	9.5	8.9	9.4	9.3	9.2	9.1	9.2	9.3	9.6	9.6
Press Killed	10.0	10.0	7.0	10.0	10.0	10.0	10.0	10.0	10.0	10.0	10.0
Press Jailed	10.0	10.0	10.0	10.0	10.0	10.0	10.0	10.0	10.0	10.0	10.0
Media Freedom	6.8	6.8	6.6	6.6	5.6	5.2	4.7	5.0	5.6	7.5	7.5
Access to Cable and Satellite	10.0	10.0	10.0	10.0	10.0	10.0	10.0	10.0	10.0	10.0	10.0
Freedom of Access to Frgn. Info.	10.0	10.0	10.0	10.0	10.0	10.0	10.0	10.0	10.0	10.0	10.0
State Control over Internet Access	10.0	10.0	10.0	10.0	10.0	10.0	10.0	10.0	10.0	10.0	10.0
Identity and Relationships	7.5	7.5	7.5	7.5	7.5	7.5	7.5	7.3	7.3	8.3	8.3
Legal Gender	-	-	-	-	-	-	-	7.0	7.0	10.0	10.0
Same-Sex Relationships	10.0	10.0	10.0	10.0	10.0	10.0	10.0	10.0	10.0	10.0	10.0
Divorce	5.0	5.0	5.0	5.0	5.0	5.0	5.0	5.0	5.0	5.0	5.0

GUATEMALA

LATIN AMERICA & THE CARIBBEAN

Ranking

63

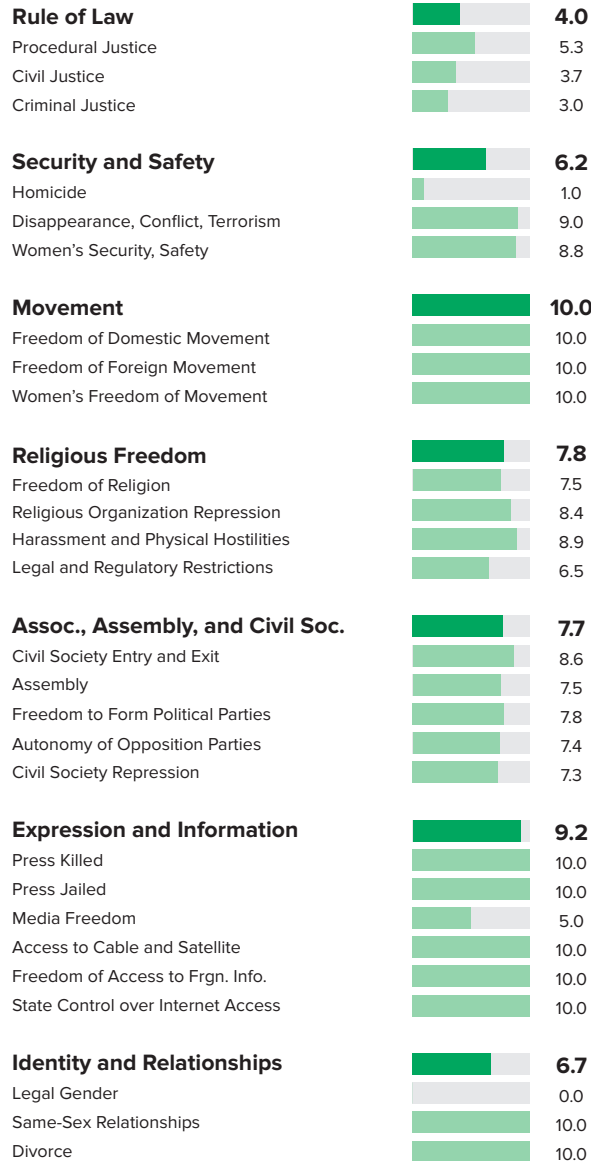
Score

7.21

Personal Freedom

95/162 Ranking

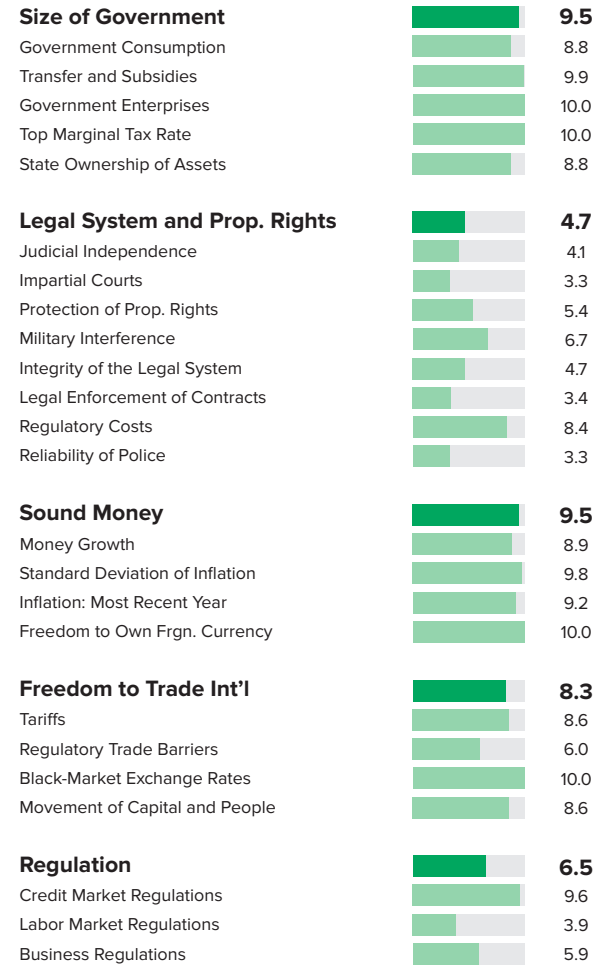
Score 6.71



Economic Freedom

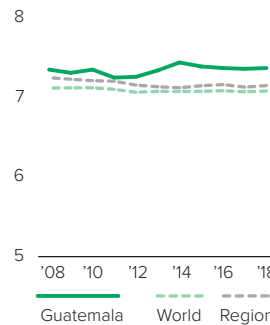
35/162 Ranking

Score 7.70

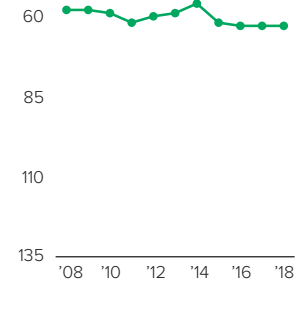


Human Freedom

Score over Time



Ranking over Time



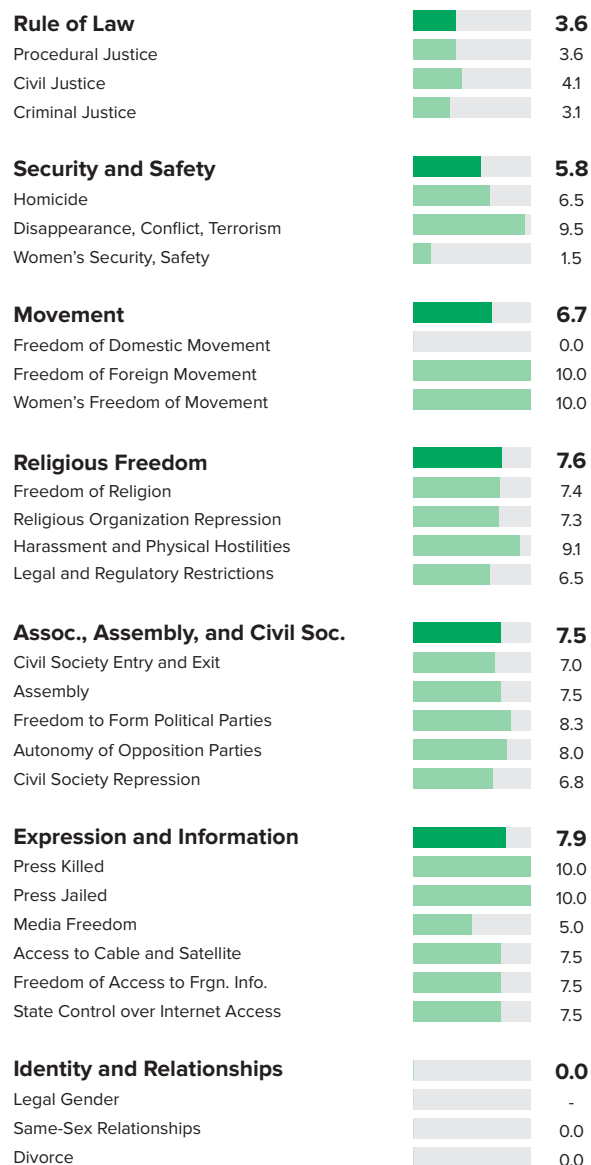
GUATEMALA

LATIN AMERICA & THE CARIBBEAN

	2008	2009	2010	2011	2012	2013	2014	2015	2016	2017	2018
Human Freedom Ranking	7.35	7.31	7.35	7.25	7.26	7.34	7.44	7.24	7.23	7.19	7.21
Economic Freedom	7.51	7.43	7.49	7.53	7.62	7.81	7.80	7.83	7.79	7.72	7.70
Personal Freedom	7.19	7.18	7.21	6.96	6.90	6.87	7.07	6.65	6.66	6.66	6.71
Rule of Law	4.6	4.6	4.6	4.6	4.1	4.1	4.1	3.9	4.0	4.0	4.0
Procedural Justice	5.9	5.9	5.9	5.9	5.5	5.6	5.6	5.4	5.4	5.5	5.3
Civil Justice	4.1	4.1	4.1	4.1	3.6	3.6	3.3	3.5	3.5	3.7	3.7
Criminal Justice	3.7	3.7	3.7	3.7	3.0	3.0	2.9	3.0	3.0	3.2	3.0
Security and Safety	6.5	6.5	6.3	6.2	6.3	6.3	6.3	6.3	6.3	5.9	6.2
Homicide	0.0	0.0	0.0	0.0	0.0	0.0	0.0	0.0	0.0	0.0	1.0
Disappearance, Conflict, Terrorism	9.5	9.5	9.0	8.5	9.0	9.0	9.0	9.0	9.0	9.0	9.0
Women's Security, Safety	10.0	10.0	10.0	10.0	10.0	10.0	10.0	10.0	10.0	8.8	8.8
Movement	10.0	10.0	10.0	10.0	10.0	10.0	10.0	10.0	10.0	10.0	10.0
Freedom of Domestic Movement	10.0	10.0	10.0	10.0	10.0	10.0	10.0	10.0	10.0	10.0	10.0
Freedom of Foreign Movement	10.0	10.0	10.0	10.0	10.0	10.0	10.0	10.0	10.0	10.0	10.0
Women's Freedom of Movement	10.0	10.0	10.0	10.0	10.0	10.0	10.0	10.0	10.0	10.0	10.0
Religious Freedom	8.5	8.5	8.4	8.4	8.4	8.6	8.6	8.4	7.9	8.0	7.8
Freedom of Religion	7.4	7.4	7.4	7.4	7.4	7.6	7.7	7.7	7.7	7.7	7.5
Religious Organization Repression	7.5	7.5	7.5	7.5	7.5	8.7	8.7	8.7	8.7	8.7	8.4
Harassment and Physical Hostilities	9.6	9.4	9.2	9.4	9.6	9.3	9.3	9.4	8.9	8.9	8.9
Legal and Regulatory Restrictions	9.6	9.6	9.4	9.4	9.4	8.8	8.8	7.6	6.5	6.5	6.5
Assoc., Assembly, and Civil Soc.	8.6	8.6	8.6	8.1	8.0	8.3	8.3	8.3	8.3	8.1	7.7
Civil Society Entry and Exit	9.4	9.4	9.4	9.4	9.4	8.4	8.4	8.4	8.4	8.4	8.6
Assembly	10.0	10.0	10.0	7.5	7.5	7.5	7.5	7.5	7.5	7.5	7.5
Freedom to Form Political Parties	7.7	7.7	7.7	7.7	7.7	9.1	9.1	9.1	9.1	8.9	7.8
Autonomy of Opposition Parties	8.3	8.3	8.3	8.3	7.8	8.7	8.7	8.7	8.7	7.7	7.4
Civil Society Repression	7.7	7.7	7.8	7.8	7.8	7.8	7.8	7.8	7.8	8.1	7.3
Expression and Information	8.2	8.2	9.0	7.4	7.8	7.0	9.0	8.3	8.7	9.1	9.2
Press Killed	5.2	5.3	10.0	7.8	10.0	5.7	10.0	5.9	8.0	10.0	10.0
Press Jailed	10.0	10.0	10.0	10.0	10.0	10.0	10.0	10.0	10.0	9.4	10.0
Media Freedom	4.1	4.1	4.2	4.1	4.2	4.0	4.0	4.1	4.1	5.0	5.0
Access to Cable and Satellite	10.0	10.0	10.0	7.5	7.5	7.5	10.0	10.0	10.0	10.0	10.0
Freedom of Access to Frgn. Info.	10.0	10.0	10.0	7.5	7.5	7.5	10.0	10.0	10.0	10.0	10.0
State Control over Internet Access	10.0	10.0	10.0	7.5	7.5	7.5	10.0	10.0	10.0	10.0	10.0
Identity and Relationships	8.8	8.8	8.8	8.8	8.8	8.8	8.8	5.8	5.8	6.7	6.7
Legal Gender	-	-	-	-	-	-	-	0.0	0.0	0.0	0.0
Same-Sex Relationships	10.0	10.0	10.0	10.0	10.0	10.0	10.0	10.0	10.0	10.0	10.0
Divorce	7.5	7.5	7.5	7.5	7.5	7.5	7.5	7.5	7.5	10.0	10.0

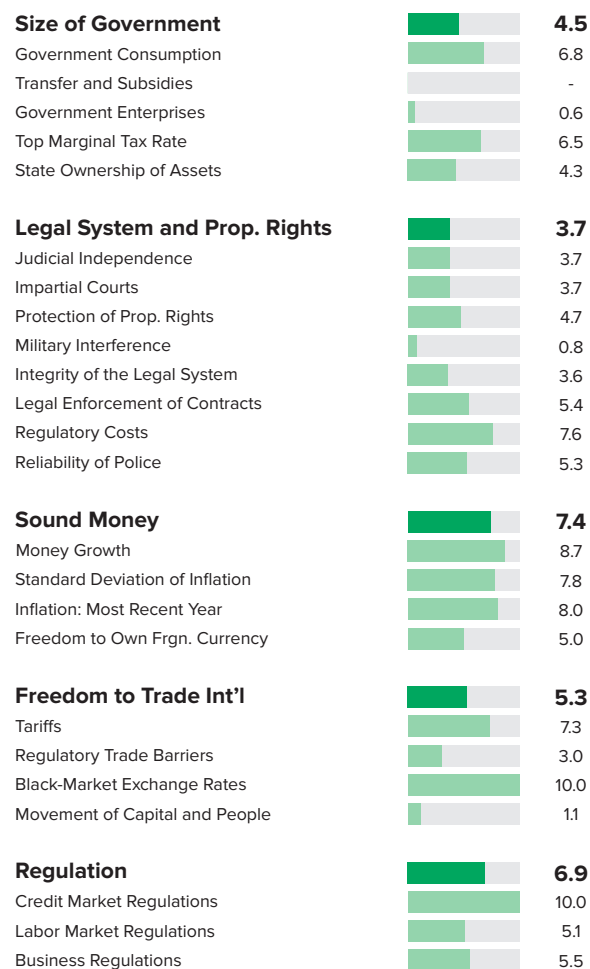
Personal Freedom

140/162 Ranking Score 5.32

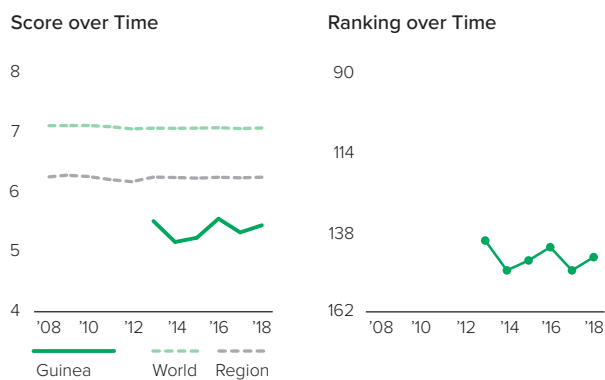


Economic Freedom

148/162 Ranking Score 5.57



Human Freedom



GUINEA

SUB-SAHARAN AFRICA

	2008	2009	2010	2011	2012	2013	2014	2015	2016	2017	2018
Human Freedom	-	-	-	-	-	5.52	5.17	5.24	5.56	5.33	5.45
Ranking	-	-	-	-	-	141	150	147	143	150	146
Economic Freedom	-	-	-	-	-	5.15	5.11	5.23	5.78	5.46	5.57
Personal Freedom	-	-	-	-	-	5.88	5.22	5.24	5.33	5.19	5.32
Rule of Law	-	-	-	-	-	3.1	3.1	3.3	3.2	3.2	3.6
Procedural Justice	-	-	-	-	-	-	-	-	-	3.9	3.6
Civil Justice	-	-	-	-	-	-	-	-	-	4.1	4.1
Criminal Justice	-	-	-	-	-	-	-	-	-	3.1	3.1
Security and Safety	-	-	-	-	-	6.6	6.6	6.6	6.6	5.8	5.8
Homicide	-	-	-	-	-	6.5	6.5	6.5	6.5	6.5	6.5
Disappearance, Conflict, Terrorism	-	-	-	-	-	9.5	9.5	9.5	9.5	9.5	9.5
Women's Security, Safety	-	-	-	-	-	4.0	4.0	4.0	4.0	1.4	1.5
Movement	-	-	-	-	-	5.0	5.0	3.3	5.0	6.7	6.7
Freedom of Domestic Movement	-	-	-	-	-	0.0	0.0	0.0	0.0	0.0	0.0
Freedom of Foreign Movement	-	-	-	-	-	10.0	10.0	5.0	10.0	10.0	10.0
Women's Freedom of Movement	-	-	-	-	-	5.0	5.0	5.0	5.0	10.0	10.0
Religious Freedom	-	-	-	-	-	8.1	8.1	7.9	7.8	7.7	7.6
Freedom of Religion	-	-	-	-	-	8.0	8.0	7.9	7.9	7.8	7.4
Religious Organization Repression	-	-	-	-	-	7.6	7.6	7.6	7.6	7.3	7.3
Harassment and Physical Hostilities	-	-	-	-	-	9.7	9.5	8.7	9.1	9.1	9.1
Legal and Regulatory Restrictions	-	-	-	-	-	7.4	7.4	7.4	6.5	6.5	6.5
Assoc., Assembly, and Civil Soc.	-	-	-	-	-	7.4	7.4	7.4	7.4	7.5	7.5
Civil Society Entry and Exit	-	-	-	-	-	6.8	6.8	6.8	6.8	6.7	7.0
Assembly	-	-	-	-	-	7.5	7.5	7.5	7.5	7.5	7.5
Freedom to Form Political Parties	-	-	-	-	-	8.0	8.0	8.0	8.0	8.2	8.3
Autonomy of Opposition Parties	-	-	-	-	-	7.1	7.1	7.1	7.1	8.1	8.0
Civil Society Repression	-	-	-	-	-	7.6	7.6	7.4	7.6	7.2	6.8
Expression and Information	-	-	-	-	-	7.6	6.2	7.6	7.1	7.5	7.9
Press Killed	-	-	-	-	-	10.0	1.5	10.0	7.3	10.0	10.0
Press Jailed	-	-	-	-	-	10.0	10.0	10.0	10.0	10.0	10.0
Media Freedom	-	-	-	-	-	3.3	3.3	3.2	3.0	2.5	5.0
Access to Cable and Satellite	-	-	-	-	-	7.5	7.5	7.5	7.5	7.5	7.5
Freedom of Access to Frgn. Info.	-	-	-	-	-	7.5	7.5	7.5	7.5	7.5	7.5
State Control over Internet Access	-	-	-	-	-	7.5	7.5	7.5	7.5	7.5	7.5
Identity and Relationships	-	-	-	-	-	6.3	1.3	1.3	1.3	0.0	0.0
Legal Gender	-	-	-	-	-	-	-	-	-	-	-
Same-Sex Relationships	-	-	-	-	-	10.0	0.0	0.0	0.0	0.0	0.0
Divorce	-	-	-	-	-	2.5	2.5	2.5	2.5	0.0	0.0

GUINEA-BISSAU

SUB-SAHARAN AFRICA

Ranking

126

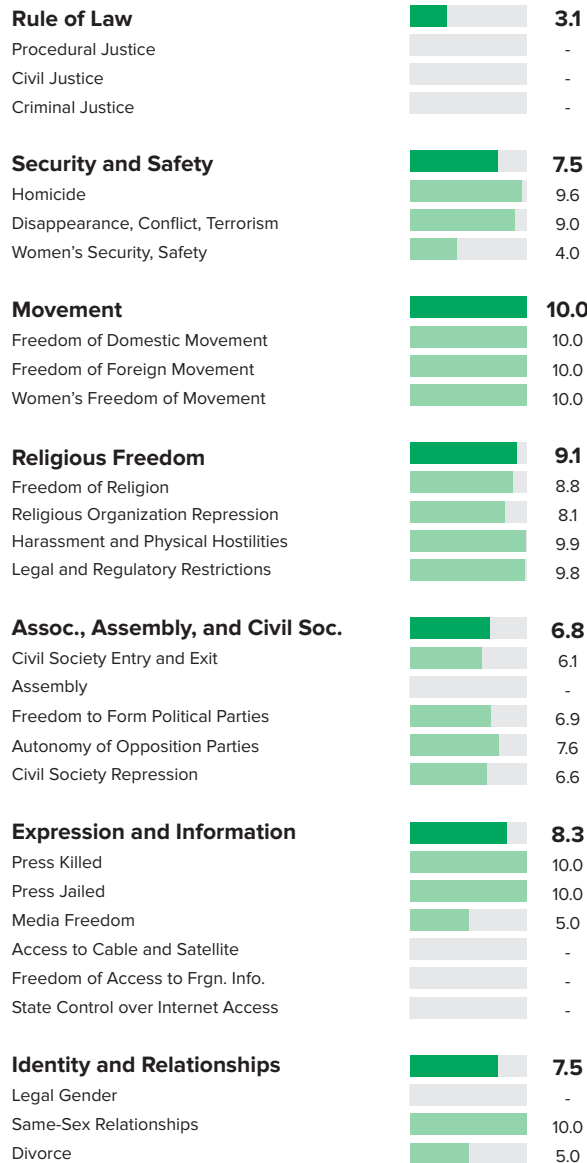
Score

6.15

Personal Freedom

91/162 Ranking

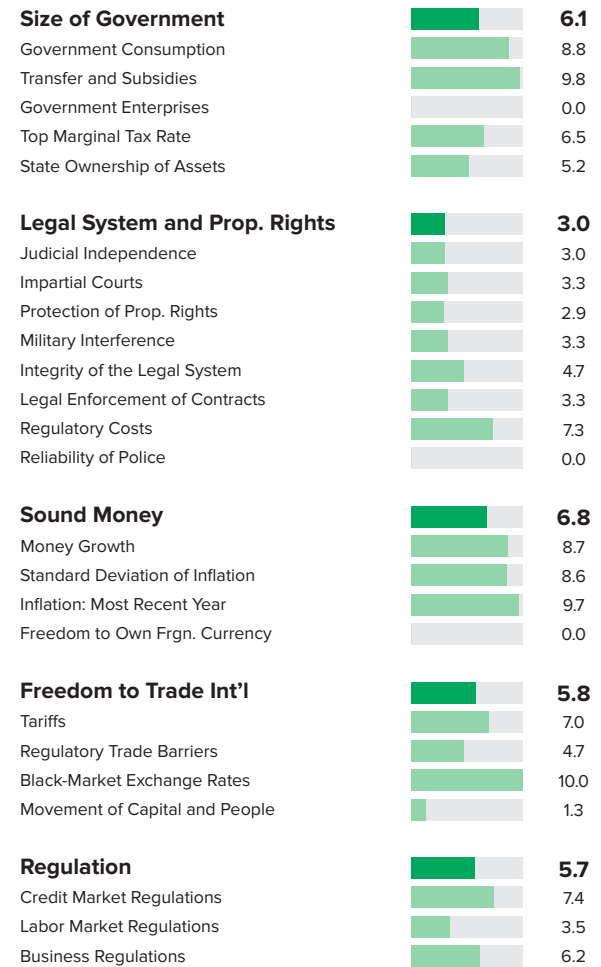
Score 6.84



Economic Freedom

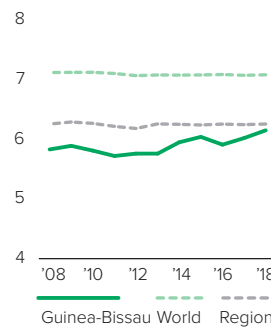
150/162 Ranking

Score 5.46

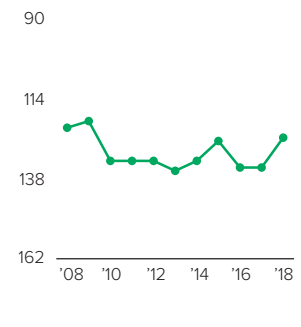


Human Freedom

Score over Time



Ranking over Time



GUINEA-BISSAU

SUB-SAHARAN AFRICA

	2008	2009	2010	2011	2012	2013	2014	2015	2016	2017	2018
Human Freedom Ranking	5.83	5.89	5.81	5.72	5.76	5.76	5.95	6.04	5.91	6.02	6.15
	123	121	133	133	133	136	133	127	135	135	126
Economic Freedom	5.03	5.28	5.16	5.34	5.84	5.40	5.20	5.18	5.00	5.32	5.46
Personal Freedom	6.62	6.50	6.46	6.09	5.67	6.12	6.70	6.89	6.82	6.72	6.84
Rule of Law	3.6	3.7	3.7	3.7	2.9	2.8	3.1	3.1	2.8	2.9	3.1
Procedural Justice	-	-	-	-	-	-	-	-	-	-	-
Civil Justice	-	-	-	-	-	-	-	-	-	-	-
Criminal Justice	-	-	-	-	-	-	-	-	-	-	-
Security and Safety	6.1	5.6	5.6	6.1	6.1	6.8	6.7	7.2	7.1	7.5	7.5
Homicide	5.8	5.8	5.8	5.8	5.8	8.1	8.5	8.9	8.6	9.6	9.6
Disappearance, Conflict, Terrorism	10.0	8.5	8.5	8.5	8.5	8.5	8.0	9.0	9.0	9.0	9.0
Women's Security, Safety	2.5	2.5	2.5	4.0	4.0	3.8	3.8	3.8	3.8	4.0	4.0
Movement	10.0	10.0	10.0	10.0	8.3	10.0	10.0	10.0	10.0	10.0	10.0
Freedom of Domestic Movement	10.0	10.0	10.0	10.0	10.0	10.0	10.0	10.0	10.0	10.0	10.0
Freedom of Foreign Movement	10.0	10.0	10.0	10.0	5.0	10.0	10.0	10.0	10.0	10.0	10.0
Women's Freedom of Movement	-	-	-	10.0	10.0	10.0	10.0	10.0	10.0	10.0	10.0
Religious Freedom	8.3	8.5	8.0	8.0	7.8	8.5	8.2	8.9	9.3	9.1	9.1
Freedom of Religion	7.7	7.7	7.6	7.6	7.6	8.9	8.9	8.9	8.9	8.8	8.8
Religious Organization Repression	7.6	7.6	8.1	8.1	8.1	8.5	8.5	8.5	8.5	8.1	8.1
Harassment and Physical Hostilities	9.3	9.9	9.4	9.2	8.7	9.0	9.0	9.8	9.9	9.9	9.9
Legal and Regulatory Restrictions	8.8	8.7	7.2	7.2	6.9	7.6	6.5	8.2	9.8	9.8	9.8
Assoc., Assembly, and Civil Soc.	6.5	6.5	6.5	6.5	6.5	7.3	7.3	7.3	7.3	7.0	6.8
Civil Society Entry and Exit	6.3	6.3	6.3	6.3	6.3	6.7	6.7	6.7	6.7	6.1	6.1
Assembly	-	-	-	-	-	-	-	-	-	-	-
Freedom to Form Political Parties	6.8	6.8	6.8	6.8	6.8	6.8	6.8	6.8	6.8	7.2	6.9
Autonomy of Opposition Parties	5.9	5.9	5.9	5.9	5.9	8.6	8.6	8.6	8.6	7.6	7.6
Civil Society Repression	7.0	7.0	7.0	7.0	6.8	7.2	7.2	7.2	7.2	7.2	6.6
Expression and Information	8.3	8.2	8.1	8.1	7.7	7.7	8.1	8.0	8.1	7.5	8.3
Press Killed	10.0	10.0	10.0	10.0	10.0	10.0	10.0	10.0	10.0	10.0	10.0
Press Jailed	10.0	10.0	10.0	10.0	10.0	10.0	10.0	10.0	10.0	10.0	10.0
Media Freedom	4.8	4.5	4.4	4.4	3.2	3.2	4.2	4.0	4.2	2.5	5.0
Access to Cable and Satellite	-	-	-	-	-	-	-	-	-	-	-
Freedom of Access to Frgn. Info.	-	-	-	-	-	-	-	-	-	-	-
State Control over Internet Access	-	-	-	-	-	-	-	-	-	-	-
Identity and Relationships	8.8	8.8	8.8	3.8	3.8	3.8	8.8	8.8	8.8	7.5	7.5
Legal Gender	-	-	-	-	-	-	-	-	-	-	-
Same-Sex Relationships	10.0	10.0	10.0	0.0	0.0	0.0	10.0	10.0	10.0	10.0	10.0
Divorce	7.5	7.5	7.5	7.5	7.5	7.5	7.5	7.5	7.5	5.0	5.0

GUYANA

LATIN AMERICA & THE CARIBBEAN

Ranking

74

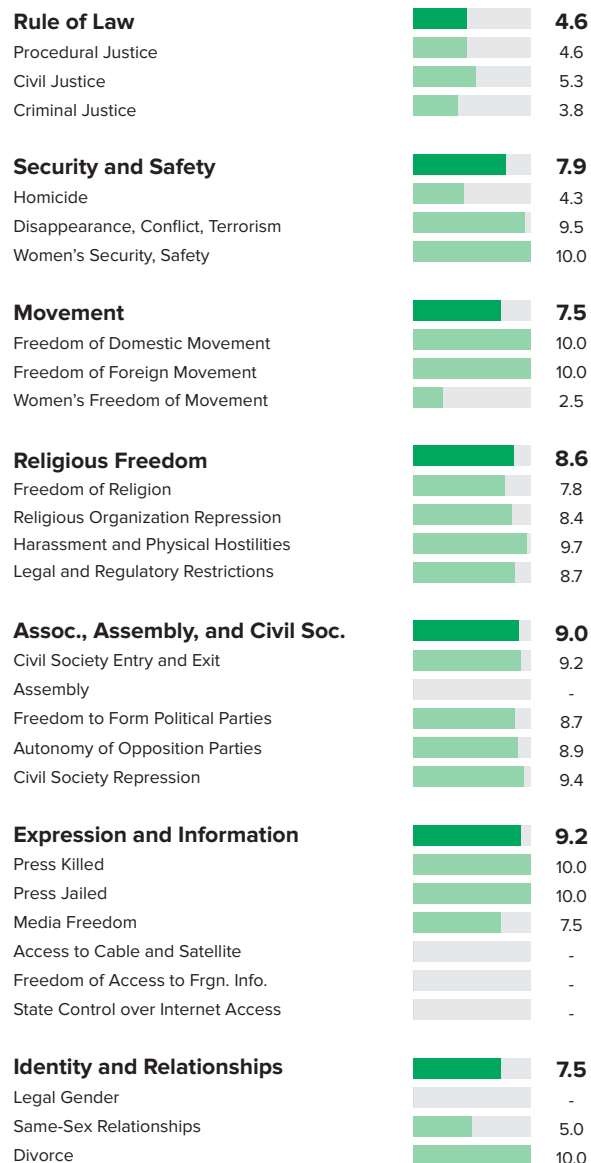
Score

7.00

Personal Freedom

70/162 Ranking

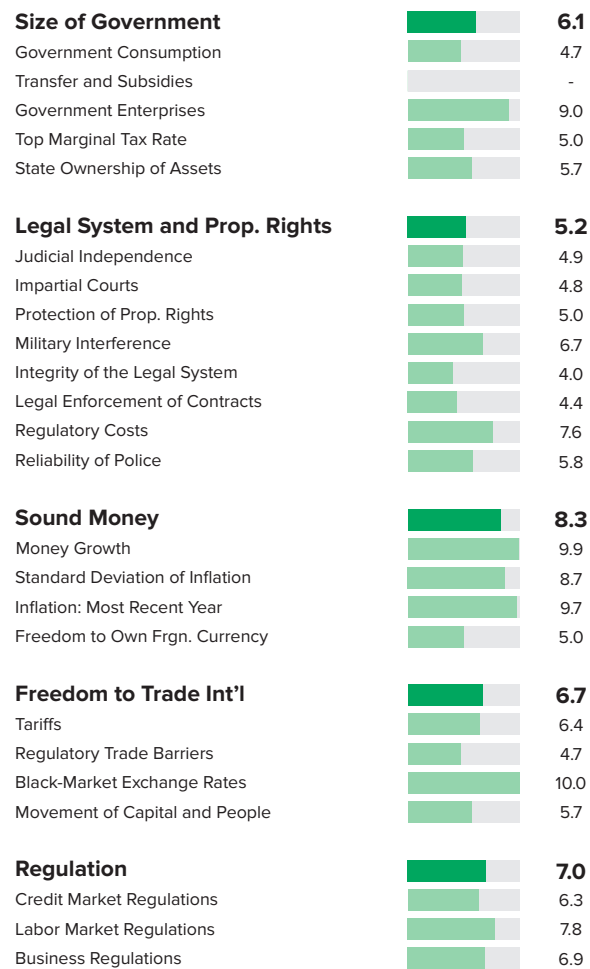
Score 7.31



Economic Freedom

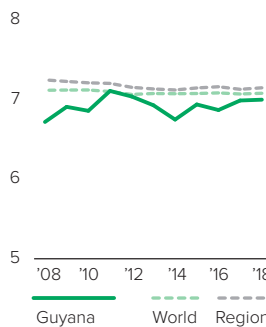
95/162 Ranking

Score 6.68

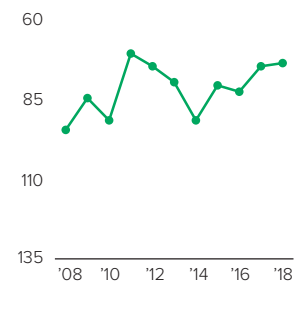


Human Freedom

Score over Time



Ranking over Time



GUYANA

LATIN AMERICA & THE CARIBBEAN

	2008	2009	2010	2011	2012	2013	2014	2015	2016	2017	2018
Human Freedom Ranking	6.72	6.91	6.86	7.11	7.04	6.93	6.75	6.94	6.87	6.99	7.00
	95	85	92	71	75	80	92	81	83	75	74
Economic Freedom	6.53	6.53	6.52	6.49	6.48	6.32	6.49	6.79	6.57	6.64	6.68
Personal Freedom	6.91	7.29	7.19	7.72	7.59	7.54	7.01	7.09	7.17	7.33	7.31
Rule of Law	4.7	4.7	4.9	4.8	4.4	4.4	4.2	4.3	4.7	4.7	4.6
Procedural Justice	-	-	-	-	-	-	4.5	4.9	4.9	4.7	4.6
Civil Justice	-	-	-	-	-	-	4.8	5.1	5.1	5.3	5.3
Criminal Justice	-	-	-	-	-	-	3.5	4.0	4.0	3.8	3.8
Security and Safety	6.3	7.7	7.3	7.5	7.4	7.1	7.2	7.2	7.4	7.9	7.9
Homicide	1.5	3.7	2.5	3.1	2.6	1.8	2.2	2.2	2.7	4.1	4.3
Disappearance, Conflict, Terrorism	7.4	9.5	9.5	9.5	9.5	9.5	9.5	9.5	9.5	9.5	9.5
Women's Security, Safety	10.0	10.0	10.0	10.0	10.0	10.0	10.0	10.0	10.0	10.0	10.0
Movement	10.0	10.0	10.0	10.0	10.0	10.0	10.0	10.0	10.0	7.5	7.5
Freedom of Domestic Movement	10.0	10.0	10.0	10.0	10.0	10.0	10.0	10.0	10.0	10.0	10.0
Freedom of Foreign Movement	10.0	10.0	10.0	10.0	10.0	10.0	10.0	10.0	10.0	10.0	10.0
Women's Freedom of Movement	10.0	10.0	10.0	10.0	10.0	-	-	-	-	2.5	2.5
Religious Freedom	9.1	9.2	9.1	9.1	9.1	9.2	9.1	9.1	8.8	8.7	8.6
Freedom of Religion	9.4	9.5	9.4	9.4	9.4	9.6	9.6	9.6	8.3	8.2	7.8
Religious Organization Repression	7.7	7.7	7.7	7.7	7.7	7.9	7.9	7.9	8.4	8.4	8.4
Harassment and Physical Hostilities	9.7	10.0	9.4	9.6	9.6	9.7	9.7	9.7	9.7	9.7	9.7
Legal and Regulatory Restrictions	9.8	9.8	9.8	9.8	9.8	9.5	9.3	9.0	8.7	8.7	8.7
Assoc., Assembly, and Civil Soc.	8.3	8.3	8.3	8.4	8.4	8.6	8.7	9.3	9.1	9.1	9.0
Civil Society Entry and Exit	9.3	9.3	9.3	9.6	9.6	9.3	9.4	10.0	8.8	9.2	9.2
Assembly	-	-	-	-	-	-	-	-	-	-	-
Freedom to Form Political Parties	8.6	8.6	8.6	8.6	8.6	8.3	8.3	8.7	9.1	9.0	8.7
Autonomy of Opposition Parties	7.8	7.8	7.8	7.8	7.8	8.0	8.0	8.8	8.6	8.4	8.9
Civil Society Repression	7.6	7.7	7.6	7.6	7.6	8.9	8.9	9.7	9.8	9.8	9.4
Expression and Information	9.1	9.1	9.1	8.9	8.9	8.9	8.8	8.8	8.7	9.2	9.2
Press Killed	10.0	10.0	10.0	10.0	10.0	10.0	10.0	10.0	10.0	10.0	10.0
Press Jailed	10.0	10.0	10.0	10.0	10.0	10.0	10.0	10.0	10.0	10.0	10.0
Media Freedom	7.2	7.2	7.2	6.8	6.8	6.7	6.4	6.4	6.2	7.5	7.5
Access to Cable and Satellite	-	-	-	-	-	-	-	-	-	-	-
Freedom of Access to Frgn. Info.	-	-	-	-	-	-	-	-	-	-	-
State Control over Internet Access	-	-	-	-	-	-	-	-	-	-	-
Identity and Relationships	5.0	5.0	5.0	10.0	10.0	10.0	5.0	5.0	5.0	7.5	7.5
Legal Gender	-	-	-	-	-	-	-	-	-	-	-
Same-Sex Relationships	5.0	5.0	5.0	10.0	10.0	10.0	5.0	5.0	5.0	5.0	5.0
Divorce	-	-	-	-	-	-	-	-	-	10.0	10.0

HAITI

LATIN AMERICA & THE CARIBBEAN

Ranking

98

Score

6.68

Personal Freedom

93/162 Ranking

Score 6.78

Rule of Law 3.5

Procedural Justice	-
Civil Justice	-
Criminal Justice	-

Security and Safety 8.4

Homicide	7.3
Disappearance, Conflict, Terrorism	9.0
Women's Security, Safety	8.8

Movement 7.5

Freedom of Domestic Movement	10.0
Freedom of Foreign Movement	10.0
Women's Freedom of Movement	2.5

Religious Freedom 7.3

Freedom of Religion	5.7
Religious Organization Repression	8.3
Harassment and Physical Hostilities	8.9
Legal and Regulatory Restrictions	6.3

Assoc., Assembly, and Civil Soc. 8.0

Civil Society Entry and Exit	9.4
Assembly	10.0
Freedom to Form Political Parties	8.2
Autonomy of Opposition Parties	7.5
Civil Society Repression	4.8

Expression and Information 8.8

Press Killed	10.0
Press Jailed	10.0
Media Freedom	5.0
Access to Cable and Satellite	10.0
Freedom of Access to Frgn. Info.	7.5
State Control over Internet Access	10.0

Identity and Relationships 6.7

Legal Gender	0.0
Same-Sex Relationships	10.0
Divorce	10.0

Economic Freedom

104/162 Ranking

Score 6.58

Size of Government 8.4

Government Consumption	8.6
Transfer and Subsidies	9.9
Government Enterprises	6.2
Top Marginal Tax Rate	8.0
State Ownership of Assets	9.5

Legal System and Prop. Rights 2.6

Judicial Independence	2.7
Impartial Courts	3.1
Protection of Prop. Rights	3.5
Military Interference	0.0
Integrity of the Legal System	3.3
Legal Enforcement of Contracts	3.9
Regulatory Costs	2.8
Reliability of Police	2.4

Sound Money 7.0

Money Growth	7.3
Standard Deviation of Inflation	8.3
Inflation: Most Recent Year	7.5
Freedom to Own Frgn. Currency	5.0

Freedom to Trade Int'l 7.8

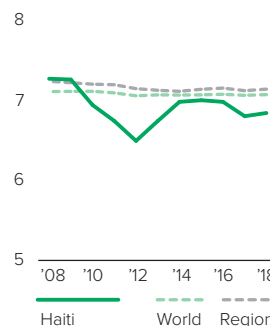
Tariffs	7.0
Regulatory Trade Barriers	5.5
Black-Market Exchange Rates	10.0
Movement of Capital and People	8.7

Regulation 7.1

Credit Market Regulations	8.5
Labor Market Regulations	8.0
Business Regulations	4.6

Human Freedom

Score over Time



Ranking over Time



	2008	2009	2010	2011	2012	2013	2014	2015	2016	2017	2018
Human Freedom Ranking	7.28	7.27	6.95	6.75	6.50	6.75	6.99	6.84	6.83	6.64	6.68
	62	59	82	97	104	94	74	83	86	102	98
Economic Freedom	6.97	7.03	6.45	6.47	6.15	6.63	6.87	6.78	6.73	6.62	6.58
Personal Freedom	7.59	7.51	7.44	7.03	6.84	6.87	7.10	6.90	6.92	6.66	6.78
Rule of Law	3.8	3.7	3.6	3.6	3.2	3.2	3.3	3.3	3.6	3.4	3.5
Procedural Justice	-	-	-	-	-	-	-	-	-	-	-
Civil Justice	-	-	-	-	-	-	-	-	-	-	-
Criminal Justice	-	-	-	-	-	-	-	-	-	-	-
Security and Safety	8.3	8.0	7.9	7.3	7.5	7.5	7.5	7.5	7.6	8.0	8.4
Homicide	7.9	7.6	7.3	6.4	6.0	6.0	6.0	6.0	6.2	6.2	7.3
Disappearance, Conflict, Terrorism	9.5	9.0	9.0	8.0	9.0	9.0	9.0	9.0	9.0	9.0	9.0
Women's Security, Safety	7.5	7.5	7.5	7.5	7.5	7.5	7.5	7.5	7.5	8.8	8.8
Movement	10.0	10.0	10.0	10.0	8.3	8.3	8.3	10.0	10.0	7.5	7.5
Freedom of Domestic Movement	10.0	10.0	10.0	10.0	10.0	5.0	10.0	10.0	10.0	10.0	10.0
Freedom of Foreign Movement	10.0	10.0	10.0	10.0	5.0	10.0	5.0	10.0	10.0	10.0	10.0
Women's Freedom of Movement	10.0	10.0	10.0	10.0	10.0	10.0	10.0	10.0	10.0	2.5	2.5
Religious Freedom	8.7	8.8	8.6	8.7	8.6	9.0	9.0	8.7	8.1	7.3	7.3
Freedom of Religion	7.6	7.6	7.6	7.6	7.6	9.0	9.0	9.0	9.0	5.6	5.7
Religious Organization Repression	8.2	8.2	8.2	8.2	8.2	8.3	8.3	8.3	8.3	8.3	8.3
Harassment and Physical Hostilities	10.0	10.0	9.6	9.9	9.9	9.8	9.8	9.3	8.9	8.9	8.9
Legal and Regulatory Restrictions	9.2	9.6	9.0	9.0	8.9	8.9	8.9	8.2	6.3	6.3	6.3
Assoc., Assembly, and Civil Soc.	7.8	7.7	7.7	7.7	7.8	7.8	7.8	7.8	7.8	7.8	8.0
Civil Society Entry and Exit	9.3	9.3	9.3	9.3	9.3	9.4	9.4	9.4	9.4	9.4	9.4
Assembly	10.0	10.0	10.0	10.0	10.0	10.0	10.0	10.0	10.0	10.0	10.0
Freedom to Form Political Parties	7.8	7.3	7.3	7.5	7.7	7.8	7.8	7.8	7.8	7.8	8.2
Autonomy of Opposition Parties	6.9	6.9	6.9	6.9	7.3	7.0	7.0	7.0	7.0	7.0	7.5
Civil Society Repression	4.9	4.9	4.9	4.9	4.9	4.9	4.9	4.9	4.9	4.8	4.8
Expression and Information	9.2	9.2	9.3	9.2	9.3	9.2	8.8	8.8	8.8	8.8	8.8
Press Killed	10.0	10.0	10.0	10.0	10.0	10.0	10.0	10.0	10.0	10.0	10.0
Press Jailed	10.0	10.0	10.0	10.0	10.0	10.0	10.0	10.0	10.0	10.0	10.0
Media Freedom	5.0	5.4	5.5	5.4	5.5	5.4	5.4	5.1	5.0	5.0	5.0
Access to Cable and Satellite	10.0	10.0	10.0	10.0	10.0	10.0	10.0	10.0	10.0	10.0	10.0
Freedom of Access to Frgn. Info.	10.0	10.0	10.0	10.0	10.0	10.0	7.5	7.5	7.5	7.5	7.5
State Control over Internet Access	10.0	10.0	10.0	10.0	10.0	10.0	10.0	10.0	10.0	10.0	10.0
Identity and Relationships	10.0	10.0	10.0	7.5	7.5	7.5	10.0	6.7	6.7	6.7	6.7
Legal Gender	-	-	-	-	-	-	-	0.0	0.0	0.0	0.0
Same-Sex Relationships	10.0	10.0	10.0	5.0	5.0	5.0	10.0	10.0	10.0	10.0	10.0
Divorce	10.0	10.0	10.0	10.0	10.0	10.0	10.0	10.0	10.0	10.0	10.0

HONDURAS

LATIN AMERICA & THE CARIBBEAN

Ranking

79

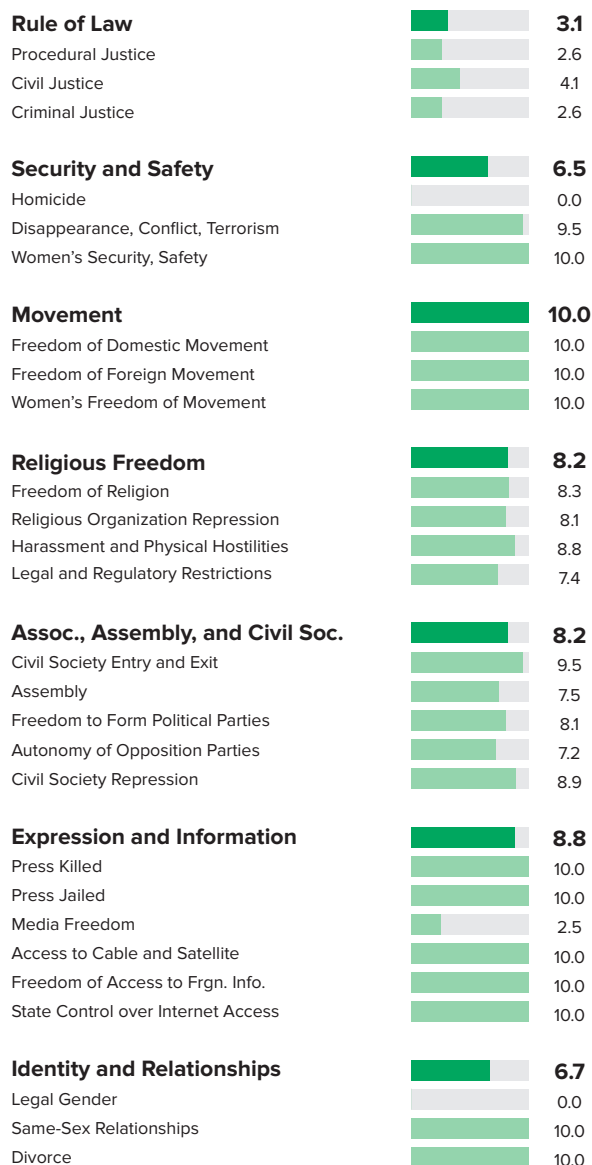
Score

6.94

Personal Freedom

98/162 Ranking

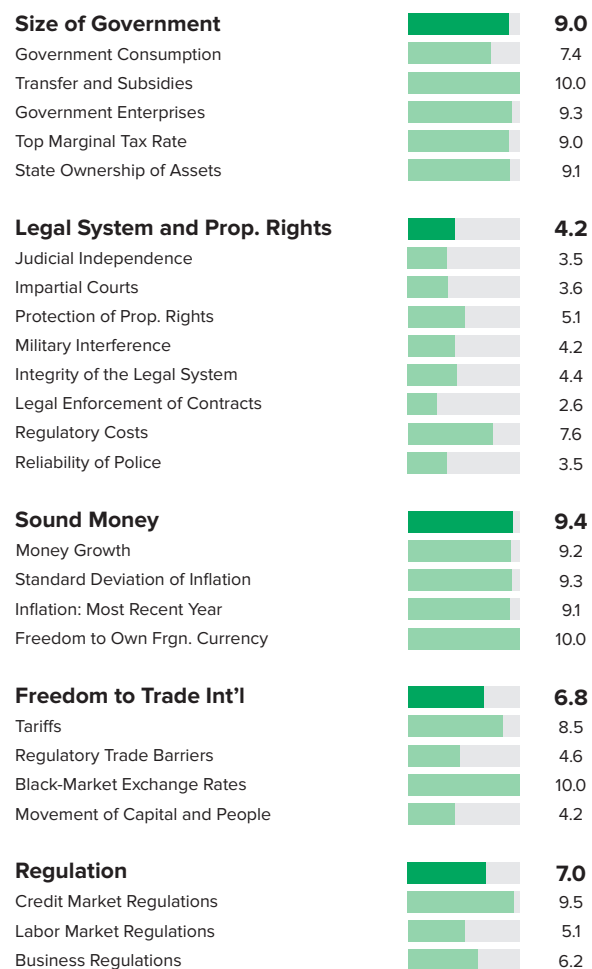
Score 6.59



Economic Freedom

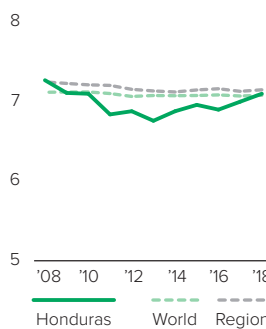
63/162 Ranking

Score 7.28

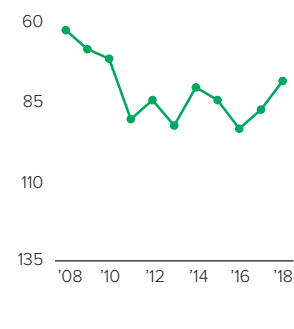


Human Freedom

Score over Time



Ranking over Time



HONDURAS

LATIN AMERICA & THE CARIBBEAN

	2008	2009	2010	2011	2012	2013	2014	2015	2016	2017	2018
Human Freedom Ranking	7.27	7.11	7.10	6.84	6.88	6.76	6.88	6.80	6.73	6.84	6.94
	63	69	72	91	85	93	81	85	94	88	79
Economic Freedom	7.39	7.27	7.32	7.31	7.22	7.26	7.29	7.37	7.25	7.24	7.28
Personal Freedom	7.15	6.95	6.88	6.36	6.53	6.25	6.46	6.22	6.20	6.43	6.59
Rule of Law	4.2	4.3	4.3	4.2	3.5	3.4	3.4	3.3	3.2	3.2	3.1
Procedural Justice	-	-	-	-	-	3.5	3.0	3.1	3.1	2.6	2.6
Civil Justice	-	-	-	-	-	4.5	4.3	4.1	4.1	4.1	4.1
Criminal Justice	-	-	-	-	-	2.1	2.5	2.4	2.4	2.6	2.6
Security and Safety	6.2	6.2	6.0	5.6	5.9	5.2	5.7	5.7	5.7	6.5	6.5
Homicide	0.0	0.0	0.0	0.0	0.0	0.0	0.0	0.0	0.0	0.0	0.0
Disappearance, Conflict, Terrorism	8.5	8.5	8.0	8.0	9.0	8.0	9.5	9.5	9.5	9.5	9.5
Women's Security, Safety	10.0	10.0	10.0	8.8	8.8	7.5	7.5	7.5	7.5	10.0	10.0
Movement	10.0	10.0	10.0	6.7	8.3	8.3	8.3	8.3	8.3	10.0	10.0
Freedom of Domestic Movement	10.0	10.0	10.0	5.0	10.0	10.0	10.0	10.0	10.0	10.0	10.0
Freedom of Foreign Movement	10.0	10.0	10.0	10.0	10.0	10.0	10.0	10.0	10.0	10.0	10.0
Women's Freedom of Movement	10.0	10.0	10.0	5.0	5.0	5.0	5.0	5.0	5.0	10.0	10.0
Religious Freedom	8.8	8.8	8.7	8.5	8.6	8.5	8.3	8.1	8.2	8.2	8.2
Freedom of Religion	8.2	8.2	8.2	8.2	8.2	8.4	8.4	8.4	8.4	8.4	8.3
Religious Organization Repression	8.1	8.1	8.5	8.5	8.5	7.9	7.9	8.1	8.1	8.1	8.1
Harassment and Physical Hostilities	9.7	9.8	9.1	9.2	9.6	9.5	9.6	9.0	8.8	8.8	8.8
Legal and Regulatory Restrictions	9.4	9.1	9.1	8.3	8.1	8.1	7.3	7.1	7.4	7.4	7.4
Assoc., Assembly, and Civil Soc.	8.2	7.5	7.6	7.8	7.8	7.9	7.9	7.9	7.9	8.1	8.2
Civil Society Entry and Exit	8.7	7.5	7.5	8.2	8.2	8.6	8.6	8.6	8.6	8.6	9.5
Assembly	7.5	7.5	7.5	7.5	7.5	7.5	7.5	7.5	7.5	7.5	7.5
Freedom to Form Political Parties	8.7	8.2	8.6	8.5	8.5	8.5	8.5	8.5	8.5	8.1	8.1
Autonomy of Opposition Parties	8.0	7.7	8.1	8.1	8.1	8.0	8.0	8.0	8.0	8.3	7.2
Civil Society Repression	7.9	6.8	6.3	6.8	6.8	7.1	7.1	7.0	7.0	8.1	8.9
Expression and Information	8.5	7.0	6.7	6.0	7.0	6.3	7.5	8.8	8.8	7.1	8.8
Press Killed	10.0	1.7	0.0	0.0	6.1	2.3	2.4	10.0	10.0	0.0	10.0
Press Jailed	10.0	10.0	10.0	10.0	10.0	10.0	10.0	10.0	10.0	10.0	10.0
Media Freedom	4.6	3.8	3.6	3.4	3.4	3.1	2.6	2.8	2.9	2.5	2.5
Access to Cable and Satellite	10.0	10.0	10.0	7.5	7.5	7.5	10.0	10.0	10.0	10.0	10.0
Freedom of Access to Frgn. Info.	10.0	10.0	10.0	7.5	7.5	7.5	10.0	10.0	10.0	10.0	10.0
State Control over Internet Access	6.7	6.7	6.7	7.5	7.5	7.5	10.0	10.0	10.0	10.0	10.0
Identity and Relationships	10.0	10.0	10.0	10.0	10.0	10.0	10.0	6.7	6.7	6.7	6.7
Legal Gender	-	-	-	-	-	-	-	0.0	0.0	0.0	0.0
Same-Sex Relationships	10.0	10.0	10.0	10.0	10.0	10.0	10.0	10.0	10.0	10.0	10.0
Divorce	10.0	10.0	10.0	10.0	10.0	10.0	10.0	10.0	10.0	10.0	10.0

HONG KONG SAR, CHINA

EAST ASIA

Ranking

3

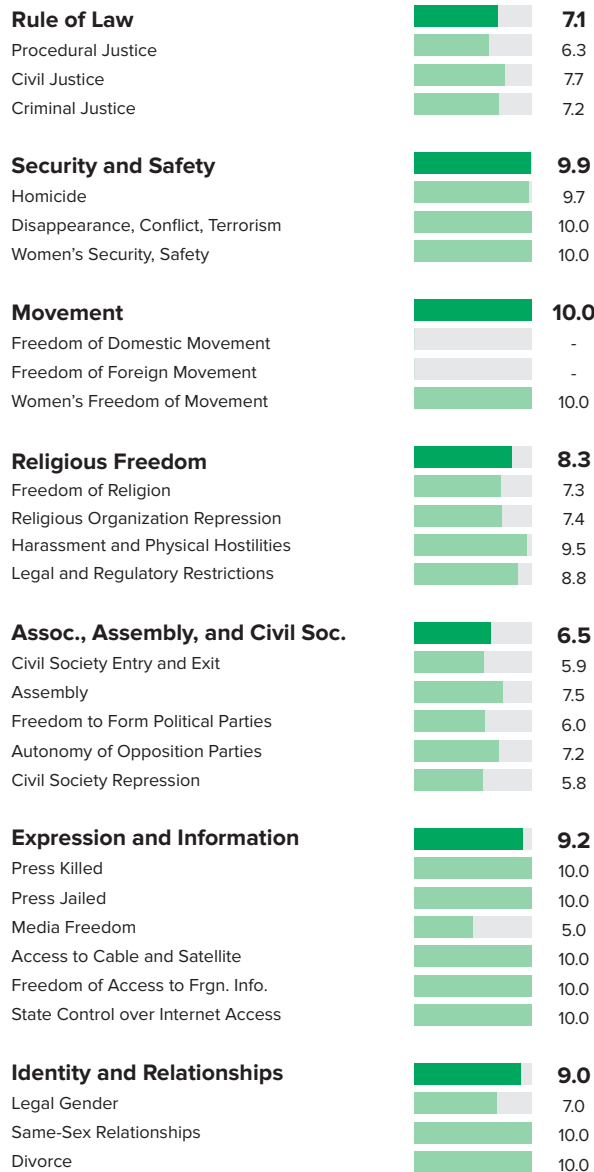
Score

8.74

Personal Freedom

32/162 Ranking

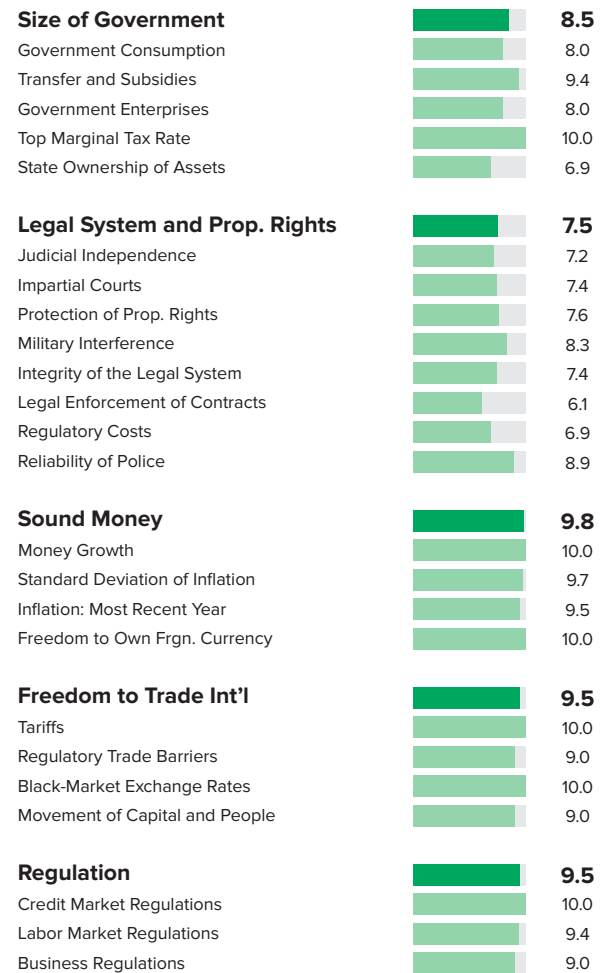
Score 8.53



Economic Freedom

1/162 Ranking

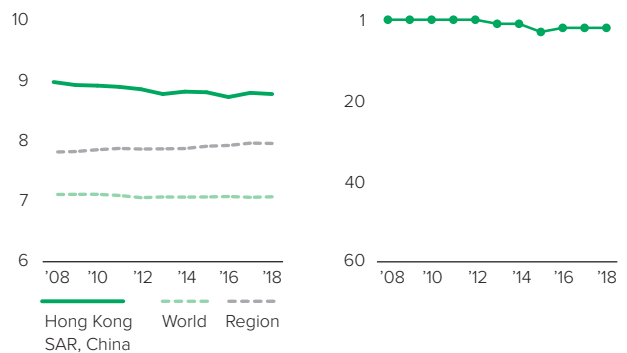
Score 8.94



Human Freedom

Score over Time

Ranking over Time



HONG KONG SAR, CHINA

EAST ASIA

	2008	2009	2010	2011	2012	2013	2014	2015	2016	2017	2018
Human Freedom Ranking	8.99	8.94	8.93	8.91	8.87	8.79	8.83	8.77	8.69	8.76	8.74
	1	1	1	1	1	2	2	4	3	3	3
Economic Freedom	8.97	8.90	8.91	8.88	8.84	8.81	8.85	8.84	8.86	8.90	8.94
Personal Freedom	9.00	8.97	8.94	8.94	8.89	8.76	8.80	8.70	8.52	8.62	8.53
Rule of Law	7.5	7.5	7.5	7.5	7.4	7.4	7.8	7.8	7.1	7.1	7.1
Procedural Justice	7.9	7.9	7.9	7.9	7.6	7.9	7.6	6.5	6.5	6.4	6.3
Civil Justice	7.1	7.1	7.1	7.1	7.2	7.6	7.7	7.7	7.7	7.7	7.7
Criminal Justice	7.6	7.6	7.6	7.6	7.3	7.9	8.0	7.2	7.2	7.1	7.2
Security and Safety	9.8	9.9	9.9	10.0	9.9	9.5	9.5	9.5	9.5	10.0	9.9
Homicide	9.8	9.7	9.8	9.9	9.8	9.7	9.8	9.9	9.8	9.9	9.7
Disappearance, Conflict, Terrorism	9.6	10.0	10.0	10.0	10.0	10.0	10.0	10.0	10.0	10.0	10.0
Women's Security, Safety	10.0	10.0	10.0	10.0	10.0	8.8	8.8	8.8	8.8	10.0	10.0
Movement	10.0	10.0	10.0	10.0	10.0	10.0	10.0	10.0	10.0	10.0	10.0
Freedom of Domestic Movement	-	-	-	-	-	-	-	-	-	-	-
Freedom of Foreign Movement	-	-	-	-	-	-	-	-	-	-	-
Women's Freedom of Movement	10.0	10.0	10.0	10.0	10.0	10.0	10.0	10.0	10.0	10.0	10.0
Religious Freedom	8.9	8.3	8.2	8.1	8.2	8.3	8.1	8.4	8.5	8.5	8.3
Freedom of Religion	8.4	8.4	7.3	7.3	7.3	7.3	7.3	7.3	7.3	7.3	7.3
Religious Organization Repression	8.3	8.3	8.3	8.3	8.3	8.3	8.3	8.3	8.3	8.3	7.4
Harassment and Physical Hostilities	9.9	9.8	9.4	9.6	9.8	9.5	9.4	9.3	9.5	9.5	9.5
Legal and Regulatory Restrictions	9.1	6.9	7.6	7.1	7.3	8.1	7.5	8.5	8.8	8.8	8.8
Assoc., Assembly, and Civil Soc.	8.5	8.4	8.3	8.3	8.0	7.8	7.3	7.1	6.8	6.8	6.5
Civil Society Entry and Exit	8.0	7.8	8.2	8.3	7.7	7.0	7.0	6.6	6.6	6.6	5.9
Assembly	10.0	10.0	10.0	10.0	10.0	10.0	7.5	7.5	7.5	7.5	7.5
Freedom to Form Political Parties	7.8	7.8	7.8	7.8	7.8	7.8	7.8	7.8	6.3	6.3	6.0
Autonomy of Opposition Parties	8.4	8.4	7.2	7.2	7.2	7.2	7.2	7.2	7.2	7.2	7.2
Civil Society Repression	8.2	8.1	8.1	8.1	7.1	7.1	7.1	6.4	6.4	6.4	5.8
Expression and Information	9.4	9.4	9.4	9.4	9.4	9.3	9.3	9.3	9.2	9.2	9.2
Press Killed	10.0	10.0	10.0	10.0	10.0	10.0	10.0	10.0	10.0	10.0	10.0
Press Jailed	10.0	10.0	10.0	10.0	10.0	10.0	10.0	10.0	10.0	10.0	10.0
Media Freedom	6.6	6.5	6.7	6.5	6.3	6.0	5.6	5.7	5.3	5.0	5.0
Access to Cable and Satellite	10.0	10.0	10.0	10.0	10.0	10.0	10.0	10.0	10.0	10.0	10.0
Freedom of Access to Frgn. Info.	10.0	10.0	10.0	10.0	10.0	10.0	10.0	10.0	10.0	10.0	10.0
State Control over Internet Access	10.0	10.0	10.0	10.0	10.0	10.0	10.0	10.0	10.0	10.0	10.0
Identity and Relationships	10.0	10.0	10.0	10.0	10.0	10.0	10.0	9.0	9.0	9.0	9.0
Legal Gender	-	-	-	-	-	-	-	7.0	7.0	7.0	7.0
Same-Sex Relationships	10.0	10.0	10.0	10.0	10.0	10.0	10.0	10.0	10.0	10.0	10.0
Divorce	10.0	10.0	10.0	10.0	10.0	10.0	10.0	10.0	10.0	10.0	10.0

HUNGARY

EASTERN EUROPE

Ranking

49

Score

7.61

Personal Freedom

51/162 Ranking

Score 7.78

Rule of Law

Procedural Justice	6.8
Civil Justice	4.5
Criminal Justice	4.7

Security and Safety

Homicide	9.0
Disappearance, Conflict, Terrorism	9.5
Women's Security, Safety	7.5

Movement

Freedom of Domestic Movement	10.0
Freedom of Foreign Movement	10.0
Women's Freedom of Movement	10.0

Religious Freedom

Freedom of Religion	8.1
Religious Organization Repression	6.8
Harassment and Physical Hostilities	8.0
Legal and Regulatory Restrictions	6.4

Assoc., Assembly, and Civil Soc.

Civil Society Entry and Exit	4.6
Assembly	7.5
Freedom to Form Political Parties	8.0
Autonomy of Opposition Parties	6.1
Civil Society Repression	5.0

Expression and Information

Press Killed	10.0
Press Jailed	10.0
Media Freedom	5.0
Access to Cable and Satellite	10.0
Freedom of Access to Frgn. Info.	10.0
State Control over Internet Access	10.0

Identity and Relationships

Legal Gender	10.0
Same-Sex Relationships	10.0
Divorce	10.0

Economic Freedom

53/162 Ranking

Score 7.44

Size of Government

Government Consumption	3.3
Transfer and Subsidies	5.7
Government Enterprises	7.7
Top Marginal Tax Rate	7.0
State Ownership of Assets	5.1

Legal System and Prop. Rights

Judicial Independence	4.5
Impartial Courts	4.9
Protection of Prop. Rights	5.8
Military Interference	10.0
Integrity of the Legal System	6.4
Legal Enforcement of Contracts	4.6
Regulatory Costs	8.0
Reliability of Police	5.9

Sound Money

Money Growth	9.1
Standard Deviation of Inflation	9.4
Inflation: Most Recent Year	9.4
Freedom to Own Frgn. Currency	10.0

Freedom to Trade Int'l

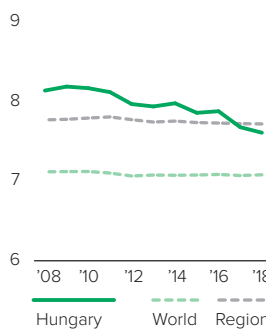
Tariffs	8.1
Regulatory Trade Barriers	7.8
Black-Market Exchange Rates	10.0
Movement of Capital and People	7.2

Regulation

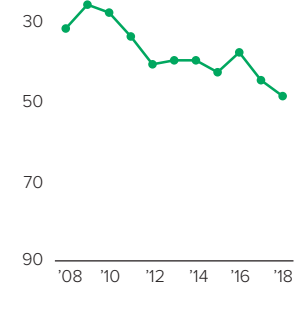
Credit Market Regulations	8.7
Labor Market Regulations	6.7
Business Regulations	6.8

Human Freedom

Score over Time



Ranking over Time



HUNGARY

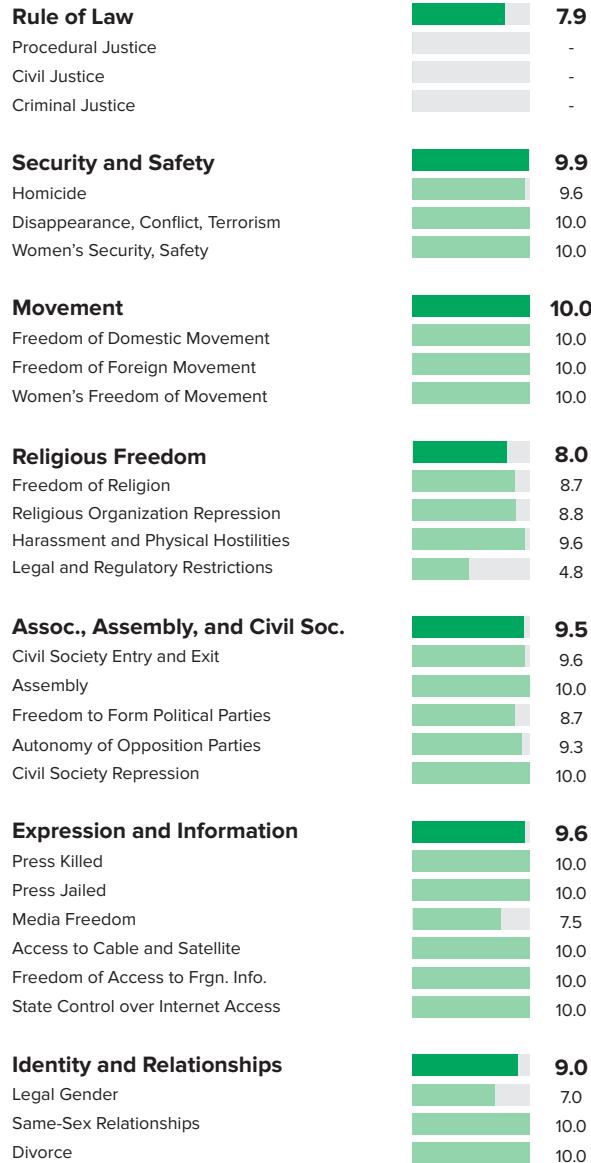
EASTERN EUROPE

	2008	2009	2010	2011	2012	2013	2014	2015	2016	2017	2018
Human Freedom Ranking	8.14	8.19	8.17	8.12	7.97	7.94	7.98	7.86	7.88	7.68	7.61
	32	26	28	34	41	40	40	43	38	45	49
Economic Freedom	7.45	7.54	7.60	7.62	7.52	7.46	7.50	7.39	7.59	7.53	7.44
Personal Freedom	8.83	8.84	8.73	8.62	8.41	8.41	8.46	8.32	8.16	7.82	7.78
Rule of Law	6.4	6.4	6.4	6.4	5.7	5.7	6.0	5.9	5.4	5.4	5.4
Procedural Justice	7.4	7.4	7.4	7.4	6.8	7.2	6.9	6.6	6.6	6.8	6.8
Civil Justice	5.5	5.5	5.5	5.5	4.9	5.3	5.2	5.0	5.0	4.6	4.5
Criminal Justice	6.4	6.4	6.4	6.4	5.3	5.5	5.4	4.7	4.7	4.8	4.7
Security and Safety	9.5	9.6	9.6	9.6	9.6	9.6	9.6	9.5	9.6	8.7	8.7
Homicide	9.3	9.4	9.4	9.4	9.5	9.4	9.4	9.1	9.2	9.0	9.0
Disappearance, Conflict, Terrorism	9.5	9.5	9.5	9.5	9.5	9.5	9.5	9.5	9.5	9.5	9.5
Women's Security, Safety	9.8	9.8	9.8	9.8	9.8	10.0	10.0	10.0	10.0	7.5	7.5
Movement	10.0	10.0	10.0	10.0	10.0	10.0	10.0	10.0	10.0	10.0	10.0
Freedom of Domestic Movement	10.0	10.0	10.0	10.0	10.0	10.0	10.0	10.0	10.0	10.0	10.0
Freedom of Foreign Movement	10.0	10.0	10.0	10.0	10.0	10.0	10.0	10.0	10.0	10.0	10.0
Women's Freedom of Movement	10.0	10.0	10.0	10.0	10.0	10.0	10.0	10.0	10.0	10.0	10.0
Religious Freedom	9.6	9.6	9.4	8.6	8.1	8.3	8.5	8.0	7.4	7.3	7.3
Freedom of Religion	9.8	9.8	9.2	8.0	6.9	8.1	8.1	8.1	8.1	8.1	8.1
Religious Organization Repression	9.7	9.7	9.1	8.0	8.0	7.7	7.7	7.1	7.1	6.5	6.8
Harassment and Physical Hostilities	9.7	9.6	9.8	9.6	9.3	8.9	9.4	8.4	8.0	8.0	8.0
Legal and Regulatory Restrictions	9.4	9.4	9.4	8.6	8.3	8.3	8.8	8.2	6.4	6.4	6.4
Assoc., Assembly, and Civil Soc.	9.2	9.2	8.6	8.4	8.3	8.1	7.6	7.4	7.4	6.5	6.2
Civil Society Entry and Exit	7.2	7.2	6.9	6.7	6.7	6.1	6.1	5.9	5.9	4.8	4.6
Assembly	10.0	10.0	10.0	10.0	10.0	10.0	7.5	7.5	7.5	7.5	7.5
Freedom to Form Political Parties	9.2	9.2	9.2	9.2	9.2	9.0	9.0	9.0	9.0	8.4	8.0
Autonomy of Opposition Parties	10.0	10.0	8.9	8.9	8.9	8.7	8.7	8.7	8.7	6.6	6.1
Civil Society Repression	9.6	9.6	7.8	7.0	6.7	6.8	6.7	6.0	5.9	5.2	5.0
Expression and Information	9.7	9.6	9.5	9.4	9.4	9.4	9.4	9.4	9.3	9.2	9.2
Press Killed	10.0	10.0	10.0	10.0	10.0	10.0	10.0	10.0	10.0	10.0	10.0
Press Jailed	10.0	10.0	10.0	10.0	10.0	10.0	10.0	10.0	10.0	10.0	10.0
Media Freedom	8.0	7.7	7.0	6.4	6.4	6.5	6.4	6.1	5.9	5.0	5.0
Access to Cable and Satellite	10.0	10.0	10.0	10.0	10.0	10.0	10.0	10.0	10.0	10.0	10.0
Freedom of Access to Frgn. Info.	10.0	10.0	10.0	10.0	10.0	10.0	10.0	10.0	10.0	10.0	10.0
State Control over Internet Access	10.0	10.0	10.0	10.0	10.0	10.0	10.0	10.0	10.0	10.0	10.0
Identity and Relationships	10.0	10.0	10.0	10.0	10.0	10.0	10.0	10.0	10.0	10.0	10.0
Legal Gender	-	-	-	-	-	-	-	10.0	10.0	10.0	10.0
Same-Sex Relationships	10.0	10.0	10.0	10.0	10.0	10.0	10.0	10.0	10.0	10.0	10.0
Divorce	10.0	10.0	10.0	10.0	10.0	10.0	10.0	10.0	10.0	10.0	10.0

Personal Freedom

16/162 Ranking

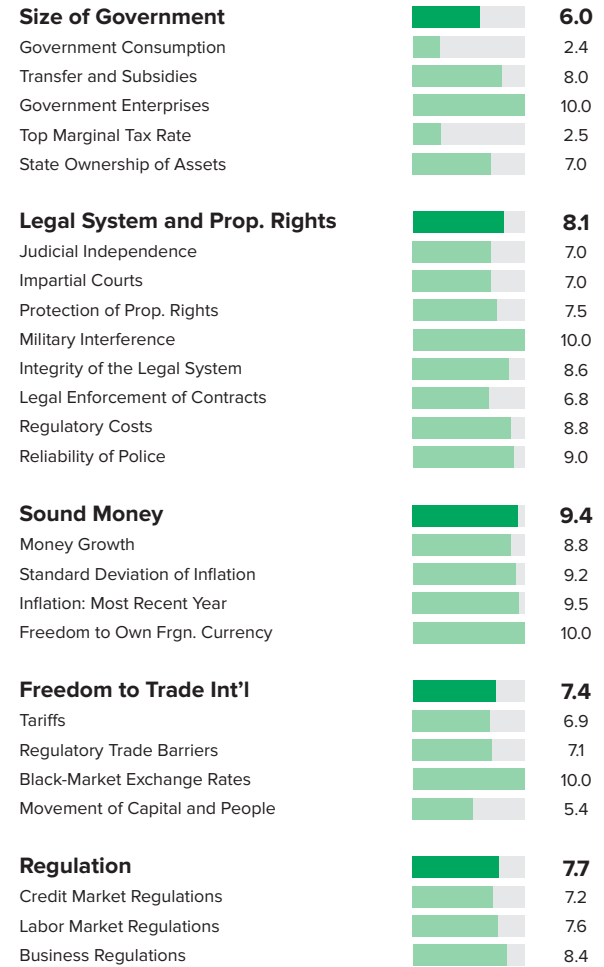
Score 9.06



Economic Freedom

34/162 Ranking

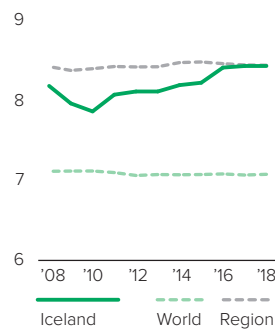
Score 7.71



Human Freedom

Score over Time

Ranking over Time



ICELAND

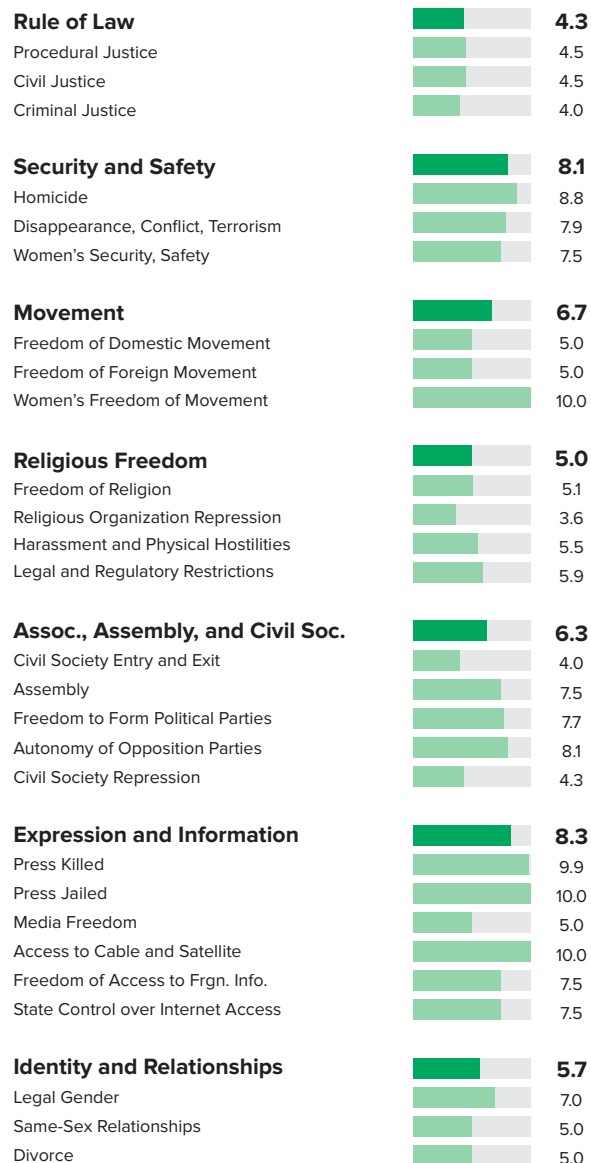
WESTERN EUROPE

	2008	2009	2010	2011	2012	2013	2014	2015	2016	2017	2018
Human Freedom Ranking	8.19	7.97	7.87	8.08	8.12	8.12	8.20	8.18	8.37	8.39	8.39
Economic Freedom	7.05	6.65	6.50	6.90	7.00	7.06	7.25	7.30	7.75	7.76	7.71
Personal Freedom	9.32	9.29	9.24	9.26	9.23	9.18	9.15	9.05	8.99	9.02	9.06
Rule of Law	8.0	7.8	7.8	7.8	7.7	7.7	7.7	7.9	7.6	7.8	7.9
Procedural Justice	-	-	-	-	-	-	-	-	-	-	-
Civil Justice	-	-	-	-	-	-	-	-	-	-	-
Criminal Justice	-	-	-	-	-	-	-	-	-	-	-
Security and Safety	10.0	10.0	9.9	9.9	10.0	10.0	9.9	9.9	10.0	9.9	9.9
Homicide	9.9	9.9	9.8	9.6	9.9	9.9	9.8	9.6	9.9	9.6	9.6
Disappearance, Conflict, Terrorism	10.0	10.0	10.0	10.0	10.0	10.0	10.0	10.0	10.0	10.0	10.0
Women's Security, Safety	10.0	10.0	10.0	10.0	10.0	10.0	10.0	10.0	10.0	10.0	10.0
Movement	10.0	10.0	10.0	10.0	10.0	10.0	10.0	10.0	10.0	10.0	10.0
Freedom of Domestic Movement	10.0	10.0	10.0	10.0	10.0	10.0	10.0	10.0	10.0	10.0	10.0
Freedom of Foreign Movement	10.0	10.0	10.0	10.0	10.0	10.0	10.0	10.0	10.0	10.0	10.0
Women's Freedom of Movement	10.0	10.0	10.0	10.0	10.0	10.0	10.0	10.0	10.0	10.0	10.0
Religious Freedom	8.9	9.1	8.8	8.9	8.7	8.4	8.1	7.7	7.7	8.0	8.0
Freedom of Religion	9.5	9.5	9.0	9.0	9.0	8.7	7.5	7.5	7.5	8.7	8.7
Religious Organization Repression	9.1	9.1	9.2	9.2	9.2	8.9	8.9	8.9	8.9	8.9	8.8
Harassment and Physical Hostilities	8.7	9.2	8.7	8.8	8.6	8.8	8.9	9.2	9.6	9.6	9.6
Legal and Regulatory Restrictions	8.3	8.5	8.3	8.7	8.0	7.0	7.0	5.1	4.8	4.8	4.8
Assoc., Assembly, and Civil Soc.	9.6	9.6	9.6	9.7	9.7	9.5	9.5	9.5	9.6	9.6	9.5
Civil Society Entry and Exit	10.0	10.0	9.9	9.9	9.9	9.9	9.9	9.9	9.9	9.9	9.6
Assembly	-	-	-	10.0	10.0	10.0	10.0	10.0	10.0	10.0	10.0
Freedom to Form Political Parties	8.8	8.8	8.8	8.8	8.8	8.6	8.6	8.6	8.6	8.7	8.7
Autonomy of Opposition Parties	9.5	9.5	9.5	9.5	9.5	9.3	9.3	9.3	9.3	9.3	9.3
Civil Society Repression	10.0	10.0	10.0	10.0	10.0	10.0	10.0	10.0	10.0	10.0	10.0
Expression and Information	9.8	9.7	9.7	9.8	9.8	9.8	9.8	9.8	9.8	9.6	9.6
Press Killed	10.0	10.0	10.0	10.0	10.0	10.0	10.0	10.0	10.0	10.0	10.0
Press Jailed	10.0	10.0	10.0	10.0	10.0	10.0	10.0	10.0	10.0	10.0	10.0
Media Freedom	9.3	9.2	9.2	8.9	8.9	9.0	8.6	8.7	8.7	7.5	7.5
Access to Cable and Satellite	-	-	-	10.0	10.0	10.0	10.0	10.0	10.0	10.0	10.0
Freedom of Access to Frgn. Info.	-	-	-	10.0	10.0	10.0	10.0	10.0	10.0	10.0	10.0
State Control over Internet Access	-	-	-	10.0	10.0	10.0	10.0	10.0	10.0	10.0	10.0
Identity and Relationships	10.0	10.0	10.0	10.0	10.0	10.0	10.0	9.0	9.0	9.0	9.0
Legal Gender	-	-	-	-	-	-	-	7.0	7.0	7.0	7.0
Same-Sex Relationships	10.0	10.0	10.0	10.0	10.0	10.0	10.0	10.0	10.0	10.0	10.0
Divorce	10.0	10.0	10.0	10.0	10.0	10.0	10.0	10.0	10.0	10.0	10.0

Personal Freedom

110/162 Ranking

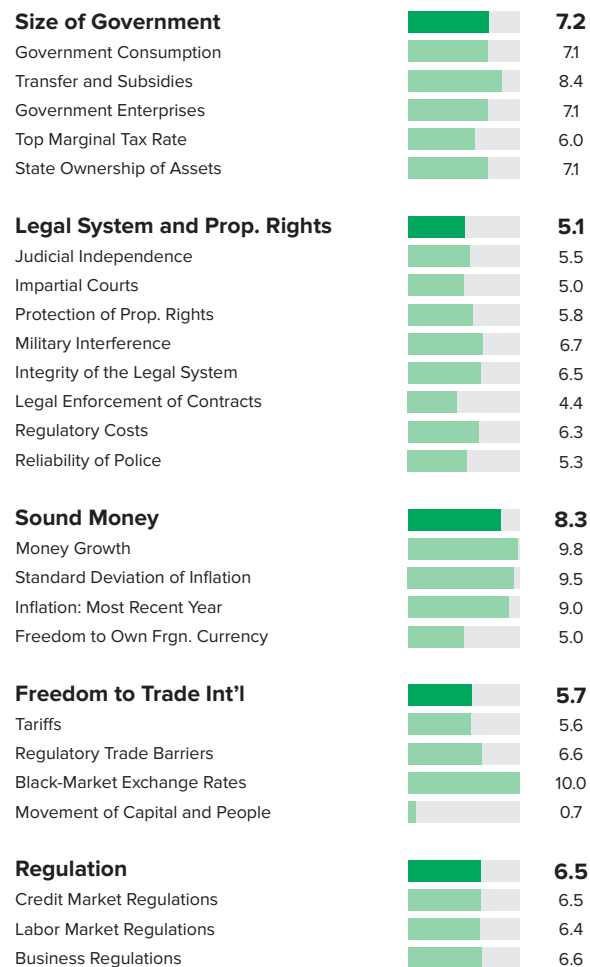
Score 6.30



Economic Freedom

105/162 Ranking

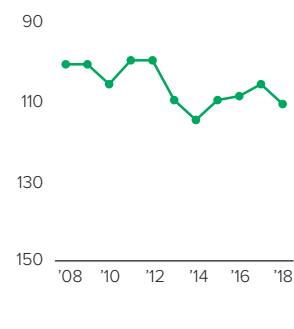
Score 6.56



Human Freedom

Score over Time

Ranking over Time



	2008	2009	2010	2011	2012	2013	2014	2015	2016	2017	2018
Human Freedom Ranking	6.55	6.54	6.54	6.70	6.56	6.47	6.28	6.39	6.42	6.52	6.43
	101	101	106	100	100	110	115	110	109	106	111
Economic Freedom	6.40	6.36	6.37	6.52	6.51	6.34	6.17	6.47	6.46	6.68	6.56
Personal Freedom	6.70	6.71	6.71	6.87	6.61	6.60	6.38	6.31	6.38	6.36	6.30
Rule of Law	4.3	4.3	4.3	4.3	4.1	4.1	4.4	4.2	4.3	4.3	4.3
Procedural Justice	4.1	4.1	4.1	4.1	4.0	4.3	4.2	4.5	4.5	4.8	4.5
Civil Justice	4.5	4.5	4.5	4.5	3.9	4.2	4.3	4.2	4.2	4.5	4.5
Criminal Justice	4.4	4.4	4.4	4.4	4.4	4.7	4.1	4.2	4.2	4.0	4.0
Security and Safety	7.6	7.6	7.6	7.6	7.6	7.7	7.7	7.7	8.0	8.0	8.1
Homicide	8.5	8.5	8.5	8.5	8.5	8.6	8.5	8.6	8.7	8.7	8.8
Disappearance, Conflict, Terrorism	6.8	6.9	6.9	6.9	6.9	6.9	6.9	6.9	7.9	7.9	7.9
Women's Security, Safety	7.5	7.5	7.5	7.5	7.5	7.5	7.5	7.5	7.5	7.5	7.5
Movement	6.7	6.7	6.7	8.3	6.7	6.7	6.7	6.7	6.7	6.7	6.7
Freedom of Domestic Movement	5.0	5.0	5.0	5.0	5.0	5.0	5.0	5.0	5.0	5.0	5.0
Freedom of Foreign Movement	10.0	10.0	10.0	10.0	5.0	5.0	5.0	5.0	5.0	5.0	5.0
Women's Freedom of Movement	5.0	5.0	5.0	10.0	10.0	10.0	10.0	10.0	10.0	10.0	10.0
Religious Freedom	6.7	6.7	6.6	6.8	6.5	6.4	6.3	5.6	5.2	5.1	5.0
Freedom of Religion	6.1	6.1	6.1	6.1	6.1	6.0	5.5	5.5	5.5	5.1	5.1
Religious Organization Repression	5.2	5.2	5.4	5.4	5.4	5.0	4.5	4.5	3.9	3.7	3.6
Harassment and Physical Hostilities	9.3	9.4	9.4	9.3	9.3	9.2	9.1	6.2	5.5	5.5	5.5
Legal and Regulatory Restrictions	6.0	6.0	5.7	6.4	5.3	5.4	6.0	6.5	5.9	5.9	5.9
Assoc., Assembly, and Civil Soc.	7.6	7.6	7.6	8.1	7.9	7.9	7.3	7.0	7.0	6.6	6.3
Civil Society Entry and Exit	6.6	6.6	6.6	6.6	6.3	6.2	5.9	4.9	4.9	4.4	4.0
Assembly	7.5	7.5	7.5	10.0	10.0	10.0	7.5	7.5	7.5	7.5	7.5
Freedom to Form Political Parties	7.4	7.4	7.4	7.4	7.5	7.5	7.5	7.6	7.7	7.7	7.7
Autonomy of Opposition Parties	8.9	8.9	8.9	8.9	8.9	8.8	8.8	9.5	9.5	8.6	8.1
Civil Society Repression	7.7	7.7	7.7	7.7	7.0	7.2	6.9	5.5	5.5	4.7	4.3
Expression and Information	8.8	8.9	8.8	8.1	8.1	8.0	8.4	8.4	8.4	8.7	8.3
Press Killed	9.9	10.0	9.9	9.9	9.9	9.8	9.9	9.9	9.9	9.9	9.9
Press Jailed	10.0	10.0	10.0	10.0	10.0	10.0	10.0	10.0	10.0	10.0	10.0
Media Freedom	6.2	6.6	6.4	6.1	6.0	5.8	5.7	5.5	5.4	7.5	5.0
Access to Cable and Satellite	10.0	10.0	10.0	7.5	7.5	7.5	10.0	10.0	10.0	10.0	10.0
Freedom of Access to Frgn. Info.	6.7	6.7	6.7	5.0	5.0	5.0	7.5	7.5	7.5	7.5	7.5
State Control over Internet Access	10.0	10.0	10.0	10.0	10.0	10.0	7.5	7.5	7.5	7.5	7.5
Identity and Relationships	7.5	7.5	7.5	7.5	7.5	7.5	5.0	5.7	5.7	5.7	5.7
Legal Gender	-	-	-	-	-	-	-	7.0	7.0	7.0	7.0
Same-Sex Relationships	10.0	10.0	10.0	10.0	10.0	10.0	5.0	5.0	5.0	5.0	5.0
Divorce	5.0	5.0	5.0	5.0	5.0	5.0	5.0	5.0	5.0	5.0	5.0

INDONESIA

SOUTH ASIA

Ranking

68

Score

7.07

Personal Freedom

94/162 Ranking

Score 6.74

Rule of Law		4.3
Procedural Justice		4.4
Civil Justice		4.6
Criminal Justice		3.9

Security and Safety		8.1
Homicide		9.8
Disappearance, Conflict, Terrorism		9.5
Women's Security, Safety		5.0

Movement		7.5
Freedom of Domestic Movement		10.0
Freedom of Foreign Movement		5.0
Women's Freedom of Movement		7.5

Religious Freedom		5.2
Freedom of Religion		6.2
Religious Organization Repression		5.6
Harassment and Physical Hostilities		6.2
Legal and Regulatory Restrictions		2.8

Assoc., Assembly, and Civil Soc.		7.8
Civil Society Entry and Exit		6.7
Assembly		10.0
Freedom to Form Political Parties		6.8
Autonomy of Opposition Parties		7.9
Civil Society Repression		7.3

Expression and Information		8.3
Press Killed		10.0
Press Jailed		10.0
Media Freedom		7.5
Access to Cable and Satellite		7.5
Freedom of Access to Frgn. Info.		10.0
State Control over Internet Access		5.0

Identity and Relationships		7.5
Legal Gender		10.0
Same-Sex Relationships		5.0
Divorce		7.5

Economic Freedom

59/162 Ranking

Score 7.39

Size of Government		8.7
Government Consumption		7.8
Transfer and Subsidies		9.5
Government Enterprises		10.0
Top Marginal Tax Rate		9.0
State Ownership of Assets		7.1

Legal System and Prop. Rights		5.1
Judicial Independence		5.1
Impartial Courts		4.6
Protection of Prop. Rights		6.2
Military Interference		4.2
Integrity of the Legal System		5.5
Legal Enforcement of Contracts		4.3
Regulatory Costs		6.7
Reliability of Police		5.6

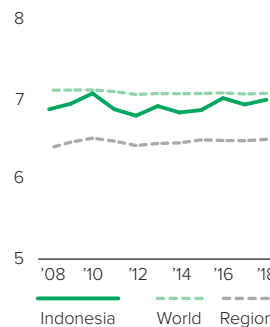
Sound Money		9.7
Money Growth		9.9
Standard Deviation of Inflation		9.6
Inflation: Most Recent Year		9.4
Freedom to Own Frgn. Currency		10.0

Freedom to Trade Int'l		6.9
Tariffs		7.9
Regulatory Trade Barriers		5.0
Black-Market Exchange Rates		10.0
Movement of Capital and People		4.7

Regulation		6.6
Credit Market Regulations		8.2
Labor Market Regulations		4.7
Business Regulations		6.8

Human Freedom

Score over Time



Ranking over Time



INDONESIA

SOUTH ASIA

	2008	2009	2010	2011	2012	2013	2014	2015	2016	2017	2018
Human Freedom Ranking	6.88	6.95	7.08	6.88	6.80	6.92	6.84	6.96	7.10	7.00	7.07
	85	82	74	88	93	82	87	79	69	73	68
Economic Freedom	6.52	6.68	6.97	6.95	6.88	7.09	7.08	7.12	7.28	7.27	7.39
Personal Freedom	7.24	7.22	7.18	6.80	6.71	6.75	6.60	6.79	6.92	6.73	6.74
Rule of Law	4.6	4.6	4.6	4.6	4.2	4.2	4.0	4.1	4.1	4.1	4.3
Procedural Justice	4.5	4.5	4.5	4.5	4.4	4.1	4.2	4.2	4.2	4.5	4.4
Civil Justice	4.9	4.9	4.9	4.9	4.7	4.3	4.3	4.5	4.5	4.4	4.6
Criminal Justice	4.5	4.5	4.5	4.5	3.7	3.5	3.8	3.5	3.5	3.7	3.9
Security and Safety	8.8	8.8	8.8	8.9	8.9	8.9	8.6	8.9	8.9	8.1	8.1
Homicide	9.8	9.8	9.8	9.8	9.8	9.8	9.8	9.8	9.8	9.8	9.8
Disappearance, Conflict, Terrorism	9.5	9.5	9.5	9.5	9.5	9.5	8.5	9.5	9.5	9.5	9.5
Women's Security, Safety	7.0	7.0	7.0	7.5	7.5	7.5	7.5	7.5	7.5	5.0	5.0
Movement	8.3	8.3	8.3	6.7	6.7	6.7	6.7	6.7	8.3	7.5	7.5
Freedom of Domestic Movement	10.0	10.0	10.0	5.0	10.0	10.0	10.0	10.0	10.0	10.0	10.0
Freedom of Foreign Movement	10.0	10.0	10.0	10.0	5.0	5.0	5.0	5.0	10.0	5.0	5.0
Women's Freedom of Movement	5.0	5.0	5.0	5.0	5.0	5.0	5.0	5.0	5.0	7.5	7.5
Religious Freedom	6.1	5.8	5.5	5.7	5.7	6.2	6.5	5.8	5.5	5.5	5.2
Freedom of Religion	4.3	4.3	4.2	4.4	4.4	4.5	5.0	6.1	6.1	6.1	6.2
Religious Organization Repression	7.4	6.2	5.8	5.8	5.8	7.1	7.1	6.8	6.8	6.7	5.6
Harassment and Physical Hostilities	6.4	6.4	5.9	6.2	6.1	6.4	7.0	6.3	6.2	6.2	6.2
Legal and Regulatory Restrictions	6.1	6.5	6.2	6.2	6.5	6.7	7.1	4.1	2.8	2.8	2.8
Assoc., Assembly, and Civil Soc.	8.0	8.0	8.0	8.5	8.5	8.4	8.4	8.2	8.2	8.0	7.8
Civil Society Entry and Exit	8.5	8.5	8.5	8.5	8.5	8.2	8.2	8.0	8.0	6.9	6.7
Assembly	7.5	7.5	7.5	10.0	10.0	10.0	10.0	10.0	10.0	10.0	10.0
Freedom to Form Political Parties	6.8	6.8	6.8	6.8	6.8	6.9	6.8	6.8	6.8	6.8	6.8
Autonomy of Opposition Parties	8.4	8.4	8.4	8.4	8.4	8.4	8.4	8.0	8.0	8.0	7.9
Civil Society Repression	8.9	8.9	8.9	8.9	8.9	8.5	8.5	8.4	8.4	8.4	7.3
Expression and Information	9.1	9.1	9.0	8.3	8.3	8.3	7.9	7.9	7.9	8.3	8.3
Press Killed	10.0	9.9	9.6	10.0	9.9	10.0	10.0	10.0	10.0	10.0	10.0
Press Jailed	10.0	10.0	10.0	10.0	10.0	10.0	10.0	10.0	10.0	10.0	10.0
Media Freedom	4.4	4.6	4.5	5.1	5.1	5.1	5.1	5.1	5.1	7.5	7.5
Access to Cable and Satellite	10.0	10.0	10.0	10.0	10.0	10.0	7.5	7.5	7.5	7.5	7.5
Freedom of Access to Frgn. Info.	10.0	10.0	10.0	7.5	7.5	7.5	10.0	10.0	10.0	10.0	10.0
State Control over Internet Access	10.0	10.0	10.0	7.5	7.5	7.5	5.0	5.0	5.0	5.0	5.0
Identity and Relationships	7.5	7.5	7.5	5.0	5.0	5.0	5.0	6.7	6.7	7.5	7.5
Legal Gender	-	-	-	-	-	-	-	10.0	10.0	10.0	10.0
Same-Sex Relationships	10.0	10.0	10.0	5.0	5.0	5.0	5.0	5.0	5.0	5.0	5.0
Divorce	5.0	5.0	5.0	5.0	5.0	5.0	5.0	5.0	5.0	7.5	7.5

IRAN, ISLAMIC REP.

MIDDLE EAST & NORTH AFRICA

Ranking

158

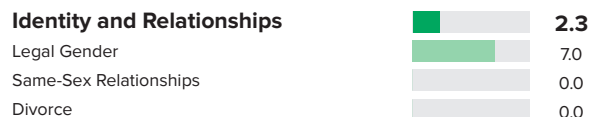
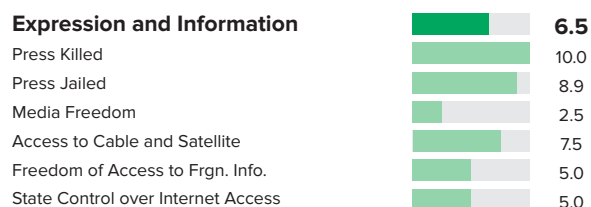
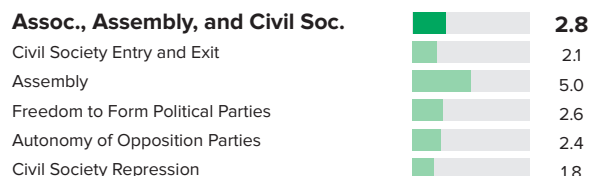
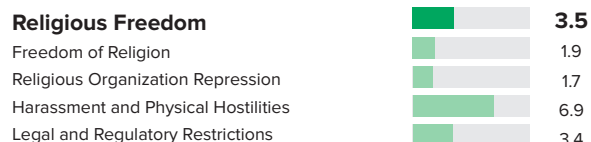
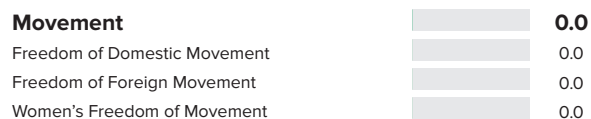
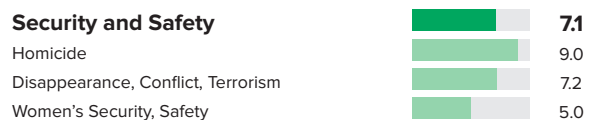
Score

4.53

Personal Freedom

156/162 Ranking

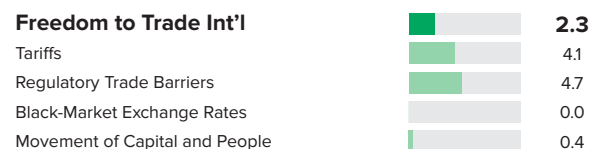
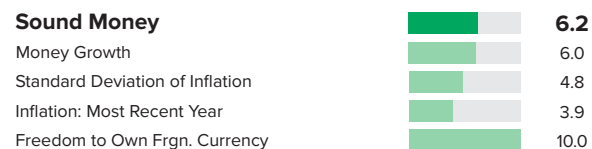
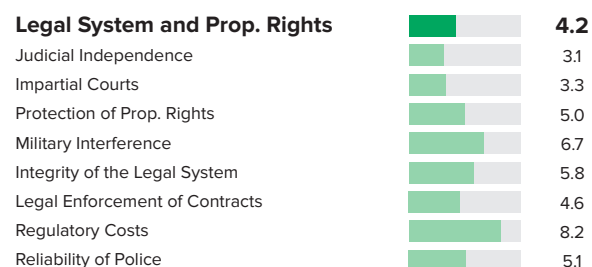
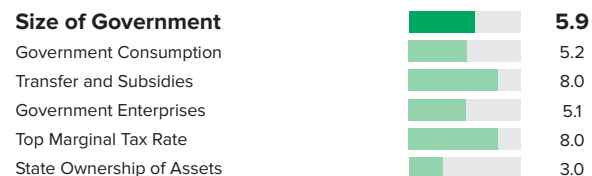
Score 4.26



Economic Freedom

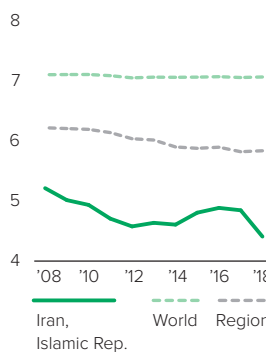
158/162 Ranking

Score 4.80

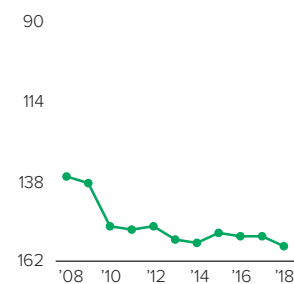


Human Freedom

Score over Time



Ranking over Time



IRAN, ISLAMIC REP.

MIDDLE EAST & NORTH AFRICA

	2008	2009	2010	2011	2012	2013	2014	2015	2016	2017	2018
Human Freedom Ranking	5.22	5.02	4.94	4.71	4.58	4.64	4.61	4.90	4.98	4.97	4.53
	137	139	152	153	152	156	157	154	155	155	158
Economic Freedom	5.71	5.60	5.54	5.40	5.26	5.42	5.14	5.40	5.51	5.49	4.80
Personal Freedom	4.73	4.44	4.34	4.02	3.89	3.85	4.08	4.40	4.45	4.44	4.26
Rule of Law	4.3	4.3	4.3	4.3	3.8	3.8	3.9	4.3	4.4	4.4	3.9
Procedural Justice	2.2	2.2	2.2	2.2	1.9	2.1	3.1	3.4	3.4	2.9	2.5
Civil Justice	6.2	6.2	6.2	6.2	5.6	5.6	5.5	5.2	5.2	5.5	5.5
Criminal Justice	4.5	4.5	4.5	4.5	3.8	3.9	4.3	4.5	4.5	4.2	3.7
Security and Safety	8.0	7.5	7.5	7.2	7.2	6.8	6.8	6.8	6.8	7.1	7.1
Homicide	8.8	8.8	8.8	8.9	8.9	8.9	9.0	9.0	9.0	9.0	9.0
Disappearance, Conflict, Terrorism	7.7	6.2	6.1	6.3	6.5	6.5	6.5	6.5	6.5	7.4	7.2
Women's Security, Safety	7.5	7.5	7.5	6.3	6.3	5.0	5.0	5.0	5.0	5.0	5.0
Movement	1.7	1.7	1.7	0.0	0.0	0.0	0.0	0.0	0.0	0.0	0.0
Freedom of Domestic Movement	0.0	0.0	0.0	0.0	0.0	0.0	0.0	0.0	0.0	0.0	0.0
Freedom of Foreign Movement	0.0	0.0	0.0	0.0	0.0	0.0	0.0	0.0	0.0	0.0	0.0
Women's Freedom of Movement	5.0	5.0	5.0	0.0	0.0	0.0	0.0	0.0	0.0	0.0	0.0
Religious Freedom	4.3	4.1	4.0	4.0	4.1	3.9	4.0	4.0	4.1	3.8	3.5
Freedom of Religion	2.9	2.9	2.9	2.9	2.8	2.3	2.3	2.3	2.2	2.2	1.9
Religious Organization Repression	2.7	2.7	2.9	3.3	3.3	3.4	3.4	3.4	3.9	2.6	1.7
Harassment and Physical Hostilities	7.5	6.6	6.3	6.1	6.2	6.2	6.5	7.0	6.9	6.9	6.9
Legal and Regulatory Restrictions	4.2	4.2	3.7	3.9	4.0	3.7	3.7	3.4	3.4	3.4	3.4
Assoc., Assembly, and Civil Soc.	2.6	2.2	1.9	2.1	2.1	2.6	3.1	3.1	3.1	2.9	2.8
Civil Society Entry and Exit	2.3	1.8	2.1	2.1	2.1	3.3	3.3	3.3	3.6	2.6	2.1
Assembly	-	-	-	2.5	2.5	2.5	5.0	5.0	5.0	5.0	5.0
Freedom to Form Political Parties	3.1	2.6	2.6	2.6	2.6	3.1	3.1	3.1	3.0	2.6	2.6
Autonomy of Opposition Parties	2.2	2.2	1.2	1.2	1.2	1.3	1.3	1.3	1.1	2.5	2.4
Civil Society Repression	2.7	2.3	1.6	2.3	2.3	2.8	2.8	2.8	2.7	1.7	1.8
Expression and Information	6.7	5.6	5.3	4.1	4.0	4.3	5.7	5.9	6.2	6.6	6.5
Press Killed	10.0	9.5	10.0	10.0	9.6	10.0	10.0	10.0	10.0	10.0	10.0
Press Jailed	9.3	6.9	5.4	4.4	4.1	5.5	6.2	7.6	9.0	9.5	8.9
Media Freedom	0.9	0.5	0.4	0.3	0.3	0.5	0.5	0.5	0.5	2.5	2.5
Access to Cable and Satellite	-	-	-	5.0	5.0	5.0	7.5	7.5	7.5	7.5	7.5
Freedom of Access to Frgn. Info.	-	-	-	2.5	2.5	2.5	5.0	5.0	5.0	5.0	5.0
State Control over Internet Access	-	-	-	2.5	2.5	2.5	5.0	5.0	5.0	5.0	5.0
Identity and Relationships	1.3	1.3	1.3	1.3	1.3	1.3	1.3	3.2	3.2	2.3	2.3
Legal Gender	-	-	-	-	-	-	-	7.0	7.0	7.0	7.0
Same-Sex Relationships	0.0	0.0	0.0	0.0	0.0	0.0	0.0	0.0	0.0	0.0	0.0
Divorce	2.5	2.5	2.5	2.5	2.5	2.5	2.5	2.5	2.5	0.0	0.0

Personal Freedom

158/162 Ranking

Score 4.18

Rule of Law

Procedural Justice	-
Civil Justice	-
Criminal Justice	-

Security and Safety

Homicide	10.0
Disappearance, Conflict, Terrorism	1.1
Women's Security, Safety	4.6

Movement

Freedom of Domestic Movement	5.0
Freedom of Foreign Movement	5.0
Women's Freedom of Movement	2.5

Religious Freedom

Freedom of Religion	4.1
Religious Organization Repression	4.2
Harassment and Physical Hostilities	5.2
Legal and Regulatory Restrictions	3.2

Assoc., Assembly, and Civil Soc.

Civil Society Entry and Exit	7.1
Assembly	7.5
Freedom to Form Political Parties	6.2
Autonomy of Opposition Parties	7.2
Civil Society Repression	7.8

Expression and Information

Press Killed	10.0
Press Jailed	10.0
Media Freedom	2.5
Access to Cable and Satellite	7.5
Freedom of Access to Frgn. Info.	7.5
State Control over Internet Access	7.5

Identity and Relationships

Legal Gender	-
Same-Sex Relationships	0.0
Divorce	0.0

Economic Freedom

146/162 Ranking

Score 5.61

Size of Government

Government Consumption	3.9
Transfer and Subsidies	8.3
Government Enterprises	0.0
Top Marginal Tax Rate	9.0
State Ownership of Assets	3.9

Legal System and Prop. Rights

Judicial Independence	3.9
Impartial Courts	3.2
Protection of Prop. Rights	5.7
Military Interference	0.0
Integrity of the Legal System	3.8
Legal Enforcement of Contracts	4.8
Regulatory Costs	6.6
Reliability of Police	-

Sound Money

Money Growth	8.7
Standard Deviation of Inflation	2.7
Inflation: Most Recent Year	9.9
Freedom to Own Frgn. Currency	10.0

Freedom to Trade Int'l

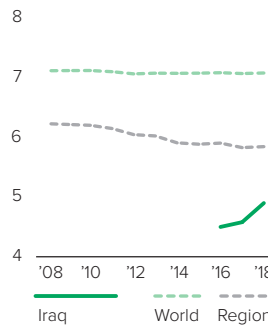
Tariffs	9.7
Regulatory Trade Barriers	3.4
Black-Market Exchange Rates	8.9
Movement of Capital and People	1.2

Regulation

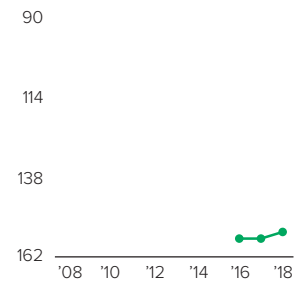
Credit Market Regulations	6.8
Labor Market Regulations	6.2
Business Regulations	5.3

Human Freedom

Score over Time



Ranking over Time



	2008	2009	2010	2011	2012	2013	2014	2015	2016	2017	2018
Human Freedom	-	-	-	-	-	-	-	-	4.50	4.58	4.90
Ranking	-	-	-	-	-	-	-	-	157	157	155
Economic Freedom	-	-	-	-	-	-	-	-	5.63	5.57	5.61
Personal Freedom	-	-	-	-	-	-	-	-	3.36	3.59	4.18
Rule of Law	-	-	-	-	-	-	-	-	2.6	2.6	2.3
Procedural Justice	-	-	-	-	-	-	-	-	-	-	-
Civil Justice	-	-	-	-	-	-	-	-	-	-	-
Criminal Justice	-	-	-	-	-	-	-	-	-	-	-
Security and Safety	-	-	-	-	-	-	-	-	3.6	3.6	5.2
Homicide	-	-	-	-	-	-	-	-	6.1	6.1	10.0
Disappearance, Conflict, Terrorism	-	-	-	-	-	-	-	-	0.0	0.0	1.1
Women's Security, Safety	-	-	-	-	-	-	-	-	4.6	4.6	4.6
Movement	-	-	-	-	-	-	-	-	1.7	4.2	4.2
Freedom of Domestic Movement	-	-	-	-	-	-	-	-	5.0	5.0	5.0
Freedom of Foreign Movement	-	-	-	-	-	-	-	-	0.0	5.0	5.0
Women's Freedom of Movement	-	-	-	-	-	-	-	-	0.0	2.5	2.5
Religious Freedom	-	-	-	-	-	-	-	-	3.8	3.8	4.2
Freedom of Religion	-	-	-	-	-	-	-	-	2.0	2.5	4.1
Religious Organization Repression	-	-	-	-	-	-	-	-	4.6	4.4	4.2
Harassment and Physical Hostilities	-	-	-	-	-	-	-	-	5.2	5.2	5.2
Legal and Regulatory Restrictions	-	-	-	-	-	-	-	-	3.2	3.2	3.2
Assoc., Assembly, and Civil Soc.	-	-	-	-	-	-	-	-	7.0	6.6	7.2
Civil Society Entry and Exit	-	-	-	-	-	-	-	-	7.1	6.7	7.1
Assembly	-	-	-	-	-	-	-	-	7.5	7.5	7.5
Freedom to Form Political Parties	-	-	-	-	-	-	-	-	6.2	5.9	6.2
Autonomy of Opposition Parties	-	-	-	-	-	-	-	-	7.1	6.5	7.2
Civil Society Repression	-	-	-	-	-	-	-	-	7.2	6.6	7.8
Expression and Information	-	-	-	-	-	-	-	-	5.8	6.0	7.5
Press Killed	-	-	-	-	-	-	-	-	0.1	1.3	10.0
Press Jailed	-	-	-	-	-	-	-	-	10.0	9.7	10.0
Media Freedom	-	-	-	-	-	-	-	-	2.2	2.5	2.5
Access to Cable and Satellite	-	-	-	-	-	-	-	-	7.5	7.5	7.5
Freedom of Access to Frgn. Info.	-	-	-	-	-	-	-	-	7.5	7.5	7.5
State Control over Internet Access	-	-	-	-	-	-	-	-	7.5	7.5	7.5
Identity and Relationships	-	-	-	-	-	-	-	-	0.0	0.0	0.0
Legal Gender	-	-	-	-	-	-	-	-	-	-	-
Same-Sex Relationships	-	-	-	-	-	-	-	-	0.0	0.0	0.0
Divorce	-	-	-	-	-	-	-	-	0.0	0.0	0.0

IRELAND

WESTERN EUROPE

Ranking

7

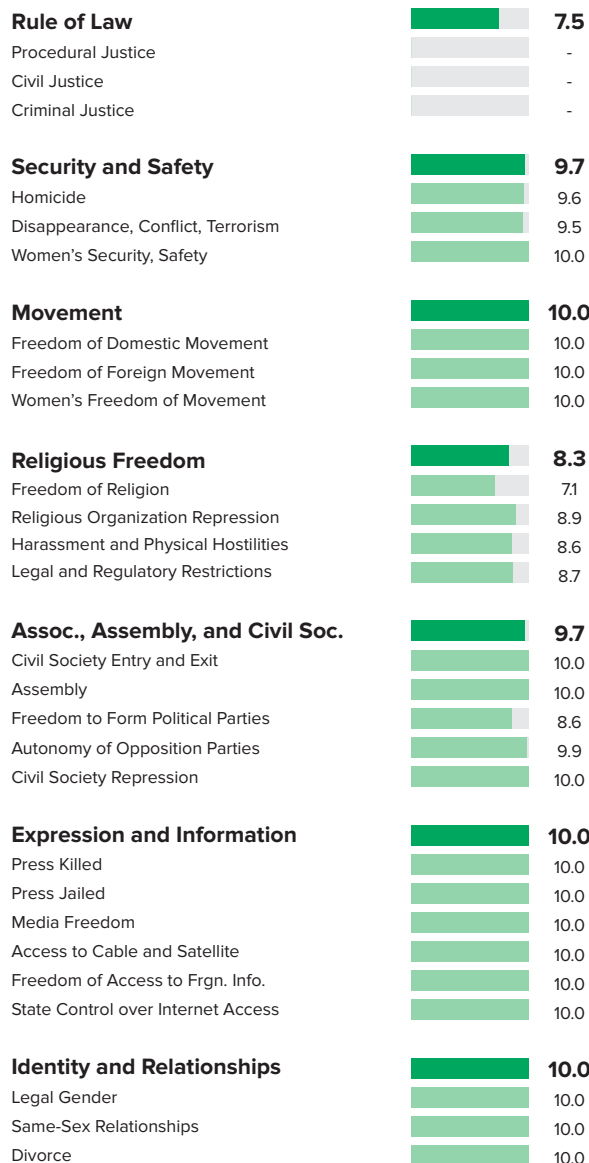
Score

8.62

Personal Freedom

12/162 Ranking

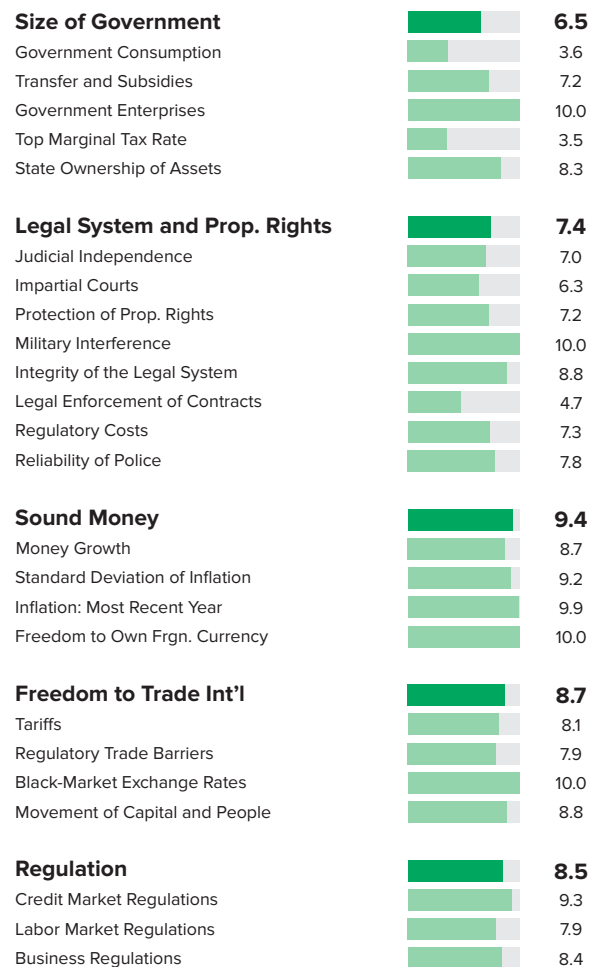
Score 9.11



Economic Freedom

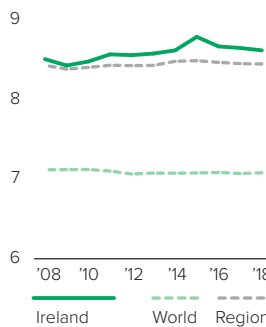
10/162 Ranking

Score 8.13

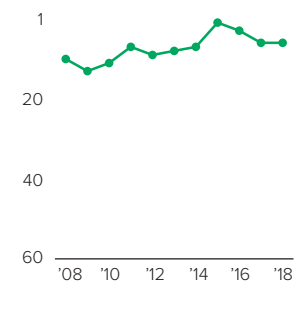


Human Freedom

Score over Time



Ranking over Time



IRELAND

WESTERN EUROPE

	2008	2009	2010	2011	2012	2013	2014	2015	2016	2017	2018
Human Freedom Ranking	8.51	8.43	8.48	8.57	8.56	8.58	8.62	8.79	8.67	8.65	8.62
	11	14	12	8	10	9	8	2	4	7	7
Economic Freedom	7.98	7.80	7.89	8.04	8.10	8.14	8.20	8.32	8.20	8.14	8.13
Personal Freedom	9.04	9.05	9.07	9.09	9.01	9.01	9.03	9.25	9.13	9.15	9.11
Rule of Law	7.8	7.9	7.9	7.9	7.8	7.8	7.8	8.1	7.6	7.5	7.5
Procedural Justice	-	-	-	-	-	-	-	-	-	-	-
Civil Justice	-	-	-	-	-	-	-	-	-	-	-
Criminal Justice	-	-	-	-	-	-	-	-	-	-	-
Security and Safety	9.7	9.7	9.7	9.7	9.7	9.7	9.7	9.8	9.7	9.7	9.7
Homicide	9.6	9.5	9.5	9.6	9.5	9.6	9.6	9.8	9.7	9.6	9.6
Disappearance, Conflict, Terrorism	9.5	9.5	9.4	9.5	9.5	9.4	9.5	9.5	9.4	9.5	9.5
Women's Security, Safety	10.0	10.0	10.0	10.0	10.0	10.0	10.0	10.0	10.0	10.0	10.0
Movement	10.0	10.0	10.0	10.0	10.0	10.0	10.0	10.0	10.0	10.0	10.0
Freedom of Domestic Movement	10.0	10.0	10.0	10.0	10.0	10.0	10.0	10.0	10.0	10.0	10.0
Freedom of Foreign Movement	10.0	10.0	10.0	10.0	10.0	10.0	10.0	10.0	10.0	10.0	10.0
Women's Freedom of Movement	10.0	10.0	10.0	10.0	10.0	10.0	10.0	10.0	10.0	10.0	10.0
Religious Freedom	7.3	7.3	7.5	7.5	7.2	7.3	7.3	8.6	8.9	8.9	8.3
Freedom of Religion	8.6	8.9	9.0	9.0	8.9	9.4	9.4	9.4	9.4	9.4	7.1
Religious Organization Repression	9.3	9.3	9.3	9.3	9.3	9.0	9.0	9.0	9.0	9.0	8.9
Harassment and Physical Hostilities	6.5	6.1	6.8	7.1	6.2	6.2	6.2	8.3	8.6	8.6	8.6
Legal and Regulatory Restrictions	4.6	4.7	5.0	4.7	4.4	4.7	4.7	7.8	8.7	8.7	8.7
Assoc., Assembly, and Civil Soc.	9.6	9.6	9.6	9.6	9.6	9.4	9.4	9.4	9.4	9.6	9.7
Civil Society Entry and Exit	9.1	9.1	9.1	9.1	9.1	9.0	9.0	9.0	9.0	9.6	10.0
Assembly	10.0	10.0	10.0	10.0	10.0	10.0	10.0	10.0	10.0	10.0	10.0
Freedom to Form Political Parties	8.8	8.8	8.8	8.8	8.8	8.5	8.5	8.5	8.5	8.5	8.6
Autonomy of Opposition Parties	10.0	10.0	10.0	10.0	10.0	10.0	10.0	10.0	10.0	10.0	9.9
Civil Society Repression	10.0	10.0	10.0	10.0	10.0	9.8	9.8	9.8	9.8	10.0	10.0
Expression and Information	9.8	9.8	9.7	9.8	9.7	9.7	9.7	9.7	9.7	10.0	10.0
Press Killed	10.0	10.0	10.0	10.0	10.0	10.0	10.0	10.0	10.0	10.0	10.0
Press Jailed	10.0	10.0	10.0	10.0	10.0	10.0	10.0	10.0	10.0	10.0	10.0
Media Freedom	8.6	8.6	8.4	8.6	8.4	8.4	8.4	8.4	8.3	10.0	10.0
Access to Cable and Satellite	10.0	10.0	10.0	10.0	10.0	10.0	10.0	10.0	10.0	10.0	10.0
Freedom of Access to Frgn. Info.	10.0	10.0	10.0	10.0	10.0	10.0	10.0	10.0	10.0	10.0	10.0
State Control over Internet Access	10.0	10.0	10.0	10.0	10.0	10.0	10.0	10.0	10.0	10.0	10.0
Identity and Relationships	10.0	10.0	10.0	10.0	10.0	10.0	10.0	10.0	10.0	10.0	10.0
Legal Gender	-	-	-	-	-	-	-	10.0	10.0	10.0	10.0
Same-Sex Relationships	10.0	10.0	10.0	10.0	10.0	10.0	10.0	10.0	10.0	10.0	10.0
Divorce	10.0	10.0	10.0	10.0	10.0	10.0	10.0	10.0	10.0	10.0	10.0

ISRAEL

MIDDLE EAST & NORTH AFRICA

Ranking

53

Score

7.44

Personal Freedom

71/162 Ranking

Score 7.26

Rule of Law 6.8

Procedural Justice	-
Civil Justice	-
Criminal Justice	-

Security and Safety 8.5

Homicide	9.4
Disappearance, Conflict, Terrorism	7.4
Women's Security, Safety	8.8

Movement 6.7

Freedom of Domestic Movement	5.0
Freedom of Foreign Movement	5.0
Women's Freedom of Movement	10.0

Religious Freedom 6.0

Freedom of Religion	7.0
Religious Organization Repression	6.8
Harassment and Physical Hostilities	6.5
Legal and Regulatory Restrictions	3.8

Assoc., Assembly, and Civil Soc. 7.8

Civil Society Entry and Exit	6.2
Assembly	10.0
Freedom to Form Political Parties	6.9
Autonomy of Opposition Parties	9.0
Civil Society Repression	6.8

Expression and Information 7.7

Press Killed	2.0
Press Jailed	6.4
Media Freedom	7.5
Access to Cable and Satellite	10.0
Freedom of Access to Frgn. Info.	10.0
State Control over Internet Access	10.0

Identity and Relationships 6.3

Legal Gender	-
Same-Sex Relationships	10.0
Divorce	2.5

Economic Freedom

39/162 Ranking

Score 7.62

Size of Government 6.6

Government Consumption	3.1
Transfer and Subsidies	6.5
Government Enterprises	10.0
Top Marginal Tax Rate	5.0
State Ownership of Assets	8.3

Legal System and Prop. Rights 5.9

Judicial Independence	5.5
Impartial Courts	6.1
Protection of Prop. Rights	6.9
Military Interference	4.2
Integrity of the Legal System	7.7
Legal Enforcement of Contracts	4.6
Regulatory Costs	6.9
Reliability of Police	6.8

Sound Money 9.8

Money Growth	9.8
Standard Deviation of Inflation	9.6
Inflation: Most Recent Year	9.8
Freedom to Own Frgn. Currency	10.0

Freedom to Trade Int'l 8.5

Tariffs	8.5
Regulatory Trade Barriers	6.6
Black-Market Exchange Rates	10.0
Movement of Capital and People	8.7

Regulation 7.4

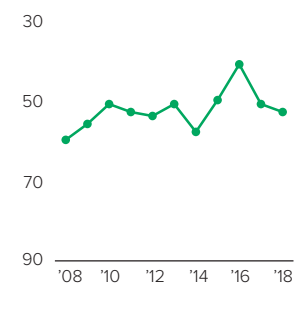
Credit Market Regulations	9.5
Labor Market Regulations	5.4
Business Regulations	7.3

Human Freedom

Score over Time



Ranking over Time

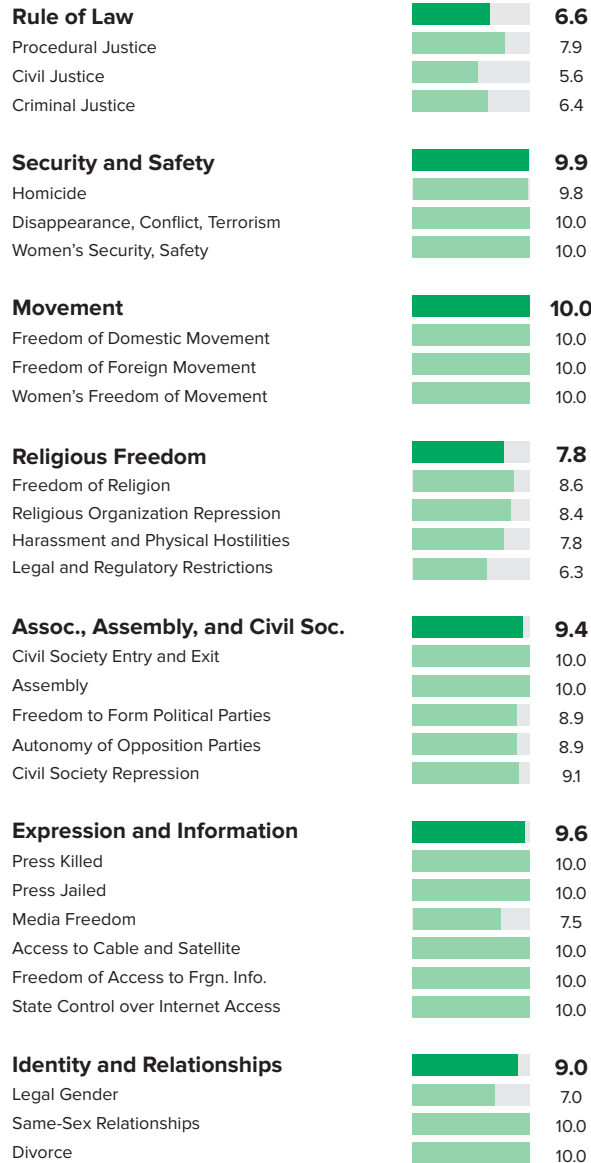


	2008	2009	2010	2011	2012	2013	2014	2015	2016	2017	2018
Human Freedom Ranking	7.29	7.39	7.62	7.56	7.51	7.58	7.37	7.60	7.83	7.58	7.44
	60	56	51	53	54	51	58	50	41	51	53
Economic Freedom	7.16	7.09	7.31	7.32	7.36	7.46	7.50	7.52	7.56	7.62	7.62
Personal Freedom	7.41	7.69	7.92	7.79	7.66	7.69	7.24	7.68	8.09	7.53	7.26
Rule of Law	6.6	6.7	6.7	6.9	6.6	6.7	6.8	7.1	6.9	6.8	6.8
Procedural Justice	-	-	-	-	-	-	-	-	-	-	-
Civil Justice	-	-	-	-	-	-	-	-	-	-	-
Criminal Justice	-	-	-	-	-	-	-	-	-	-	-
Security and Safety	8.0	8.6	9.2	9.0	9.0	9.4	8.3	9.2	9.2	9.0	8.5
Homicide	9.2	9.3	9.2	9.2	9.3	9.4	9.4	9.5	9.5	9.5	9.4
Disappearance, Conflict, Terrorism	4.9	6.8	8.6	7.9	7.9	8.9	5.4	8.3	8.1	8.9	7.4
Women's Security, Safety	9.8	9.8	9.8	9.8	9.8	10.0	10.0	10.0	10.0	8.8	8.8
Movement	3.3	3.3	3.3	3.3	3.3	1.7	1.7	1.7	8.3	6.7	6.7
Freedom of Domestic Movement	0.0	0.0	0.0	0.0	0.0	0.0	0.0	0.0	10.0	5.0	5.0
Freedom of Foreign Movement	0.0	0.0	0.0	0.0	0.0	0.0	0.0	0.0	10.0	5.0	5.0
Women's Freedom of Movement	10.0	10.0	10.0	10.0	10.0	5.0	5.0	5.0	5.0	10.0	10.0
Religious Freedom	8.3	8.4	8.4	8.3	8.1	7.9	7.9	6.8	6.2	6.0	6.0
Freedom of Religion	7.3	7.3	7.0	7.0	7.0	6.9	6.9	6.9	6.9	7.2	7.0
Religious Organization Repression	7.6	7.6	7.6	7.6	7.6	7.6	7.6	7.6	7.6	6.5	6.8
Harassment and Physical Hostilities	9.3	9.2	9.3	9.1	8.6	8.4	8.6	7.0	6.5	6.5	6.5
Legal and Regulatory Restrictions	9.0	9.6	9.6	9.4	9.4	8.8	8.5	5.5	3.8	3.8	3.8
Assoc., Assembly, and Civil Soc.	8.2	8.2	8.1	8.1	8.1	8.2	8.2	8.2	8.2	7.9	7.8
Civil Society Entry and Exit	7.2	7.2	6.6	6.6	6.6	6.8	6.8	6.8	6.8	6.4	6.2
Assembly	10.0	10.0	10.0	10.0	10.0	10.0	10.0	10.0	10.0	10.0	10.0
Freedom to Form Political Parties	7.5	7.5	7.5	7.5	7.5	7.4	7.4	7.4	7.4	7.0	6.9
Autonomy of Opposition Parties	9.0	9.0	9.0	9.0	9.0	9.0	9.0	9.0	9.0	9.2	9.0
Civil Society Repression	7.4	7.4	7.4	7.4	7.4	7.6	7.6	7.6	7.6	6.9	6.8
Expression and Information	7.8	8.8	9.5	8.6	8.2	8.9	7.0	9.3	8.1	8.8	7.7
Press Killed	5.4	5.5	10.0	10.0	5.8	10.0	0.0	10.0	10.0	10.0	2.0
Press Jailed	4.5	10.0	10.0	4.8	6.2	6.3	5.1	8.8	1.8	5.4	6.4
Media Freedom	6.8	7.1	7.0	7.0	7.0	7.1	7.1	7.1	6.9	7.5	7.5
Access to Cable and Satellite	10.0	10.0	10.0	10.0	10.0	10.0	10.0	10.0	10.0	10.0	10.0
Freedom of Access to Frgn. Info.	10.0	10.0	10.0	10.0	10.0	10.0	10.0	10.0	10.0	10.0	10.0
State Control over Internet Access	10.0	10.0	10.0	10.0	10.0	10.0	10.0	10.0	10.0	10.0	10.0
Identity and Relationships	10.0	10.0	10.0	10.0	10.0	10.0	10.0	10.0	10.0	6.3	6.3
Legal Gender	-	-	-	-	-	-	-	-	-	-	-
Same-Sex Relationships	10.0	10.0	10.0	10.0	10.0	10.0	10.0	10.0	10.0	10.0	10.0
Divorce	10.0	10.0	10.0	10.0	10.0	10.0	10.0	10.0	10.0	2.5	2.5

Personal Freedom

25/162 Ranking

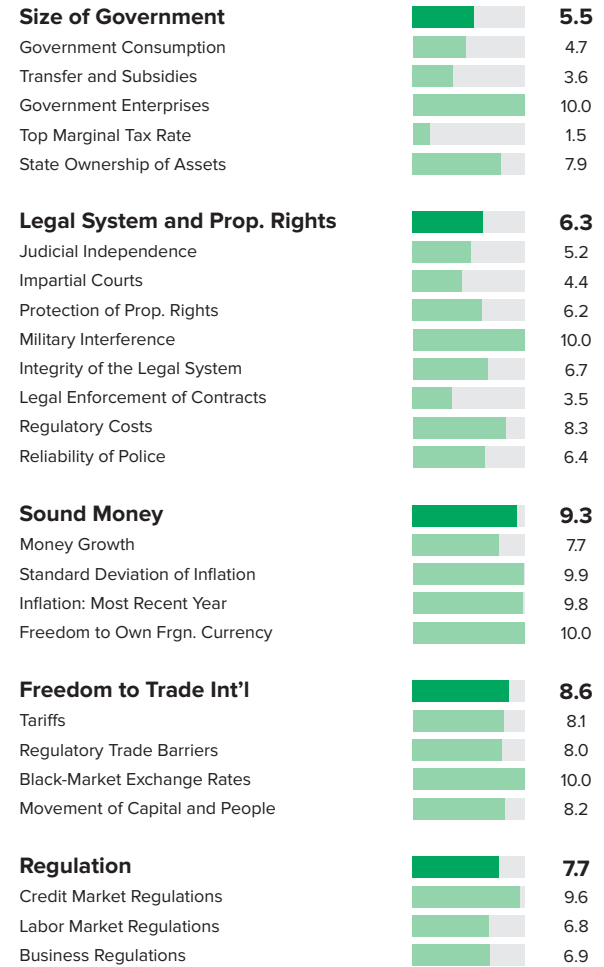
Score 8.72



Economic Freedom

51/162 Ranking

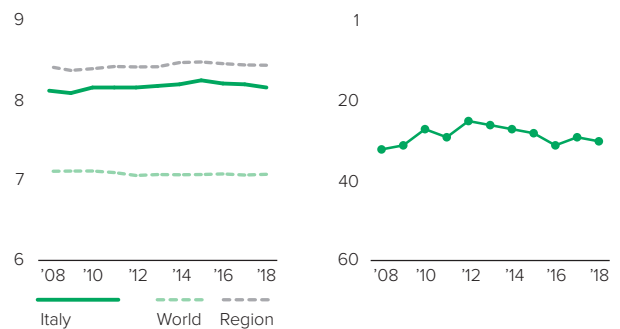
Score 7.51



Human Freedom

Score over Time

Ranking over Time



ITALY

WESTERN EUROPE

	2008	2009	2010	2011	2012	2013	2014	2015	2016	2017	2018
Human Freedom Ranking	8.13	8.10	8.17	8.17	8.17	8.19	8.21	8.21	8.17	8.16	8.12
	33	32	28	30	26	27	28	29	32	30	31
Economic Freedom	7.47	7.41	7.57	7.61	7.61	7.62	7.68	7.71	7.66	7.60	7.51
Personal Freedom	8.79	8.79	8.76	8.73	8.72	8.75	8.74	8.70	8.67	8.71	8.72
Rule of Law	6.7	6.7	6.7	6.7	6.7	6.7	6.6	6.6	6.5	6.5	6.6
Procedural Justice	7.8	7.8	7.8	7.8	8.0	7.9	7.6	7.5	7.5	7.8	7.9
Civil Justice	5.6	5.6	5.6	5.6	5.8	5.8	5.7	5.6	5.6	5.6	5.6
Criminal Justice	6.7	6.7	6.7	6.7	6.3	6.3	6.4	6.4	6.4	6.4	6.4
Security and Safety	9.8	9.8	9.8	9.8	9.8	9.9	9.9	9.9	9.9	9.9	9.9
Homicide	9.6	9.6	9.6	9.6	9.6	9.7	9.7	9.7	9.7	9.7	9.8
Disappearance, Conflict, Terrorism	10.0	10.0	10.0	10.0	10.0	10.0	10.0	10.0	10.0	10.0	10.0
Women's Security, Safety	9.8	9.8	9.8	9.8	9.8	10.0	10.0	10.0	10.0	10.0	10.0
Movement	10.0	10.0	10.0	10.0	10.0	10.0	10.0	10.0	10.0	10.0	10.0
Freedom of Domestic Movement	10.0	10.0	10.0	10.0	10.0	10.0	10.0	10.0	10.0	10.0	10.0
Freedom of Foreign Movement	10.0	10.0	10.0	10.0	10.0	10.0	10.0	10.0	10.0	10.0	10.0
Women's Freedom of Movement	10.0	10.0	10.0	10.0	10.0	10.0	10.0	10.0	10.0	10.0	10.0
Religious Freedom	7.4	7.4	7.2	6.9	6.8	7.0	7.0	7.8	7.7	7.9	7.8
Freedom of Religion	9.0	9.0	9.0	8.2	8.2	8.9	8.9	8.9	8.8	8.6	8.6
Religious Organization Repression	8.0	8.0	8.0	8.0	8.0	7.8	7.8	7.8	7.8	8.7	8.4
Harassment and Physical Hostilities	7.7	7.6	7.0	7.1	6.6	7.0	7.1	7.5	7.8	7.8	7.8
Legal and Regulatory Restrictions	5.1	5.2	4.9	4.4	4.3	4.4	4.4	7.1	6.3	6.3	6.3
Assoc., Assembly, and Civil Soc.	9.8	9.8	9.8	9.8	9.8	9.6	9.6	9.6	9.6	9.6	9.4
Civil Society Entry and Exit	10.0	10.0	10.0	10.0	10.0	10.0	10.0	10.0	10.0	10.0	10.0
Assembly	10.0	10.0	10.0	10.0	10.0	10.0	10.0	10.0	10.0	10.0	10.0
Freedom to Form Political Parties	8.8	8.8	8.8	8.8	8.8	8.8	8.8	8.8	8.8	8.9	8.9
Autonomy of Opposition Parties	10.0	10.0	10.0	10.0	10.0	10.0	10.0	10.0	10.0	9.0	8.9
Civil Society Repression	10.0	10.0	10.0	10.0	10.0	9.1	9.1	9.1	9.1	10.0	9.1
Expression and Information	9.5	9.4	9.4	9.4	9.4	9.4	9.5	9.5	9.5	9.6	9.6
Press Killed	10.0	10.0	10.0	10.0	10.0	10.0	10.0	10.0	10.0	10.0	10.0
Press Jailed	10.0	10.0	10.0	10.0	9.8	9.8	10.0	10.0	10.0	10.0	10.0
Media Freedom	6.8	6.7	6.5	6.5	6.6	6.8	6.8	6.8	6.8	7.5	7.5
Access to Cable and Satellite	10.0	10.0	10.0	10.0	10.0	10.0	10.0	10.0	10.0	10.0	10.0
Freedom of Access to Frgn. Info.	10.0	10.0	10.0	10.0	10.0	10.0	10.0	10.0	10.0	10.0	10.0
State Control over Internet Access	10.0	10.0	10.0	10.0	10.0	10.0	10.0	10.0	10.0	10.0	10.0
Identity and Relationships	10.0	10.0	10.0	10.0	10.0	10.0	10.0	9.0	9.0	9.0	9.0
Legal Gender	-	-	-	-	-	-	-	7.0	7.0	7.0	7.0
Same-Sex Relationships	10.0	10.0	10.0	10.0	10.0	10.0	10.0	10.0	10.0	10.0	10.0
Divorce	10.0	10.0	10.0	10.0	10.0	10.0	10.0	10.0	10.0	10.0	10.0

JAMAICA

LATIN AMERICA & THE CARIBBEAN

Ranking

53

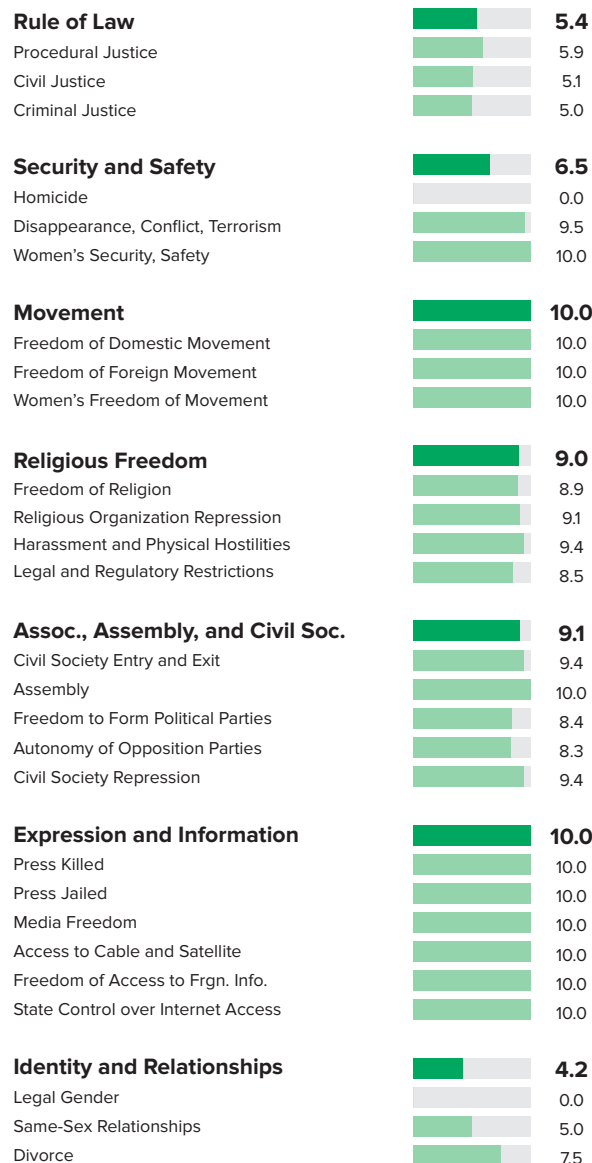
Score

7.44

Personal Freedom

74/162 Ranking

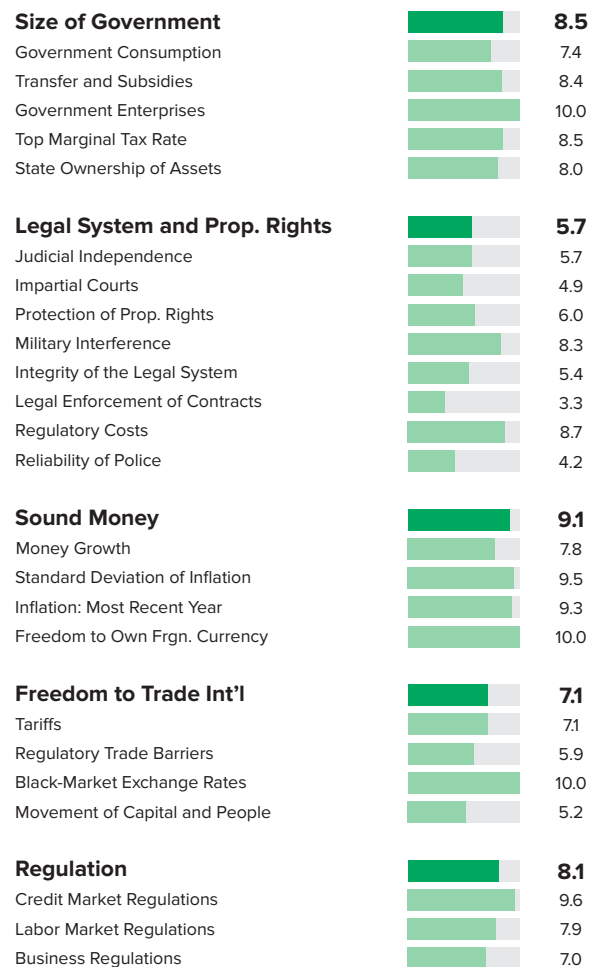
Score 7.19



Economic Freedom

36/162 Ranking

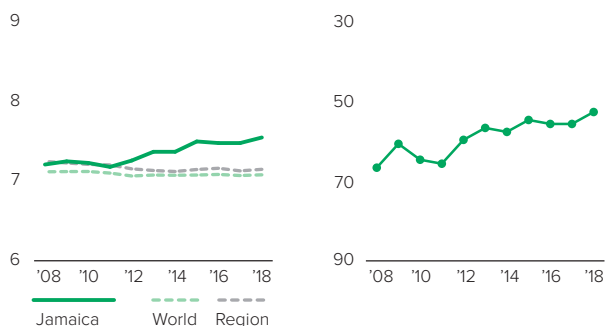
Score 7.69



Human Freedom

Score over Time

Ranking over Time



JAMAICA

LATIN AMERICA & THE CARIBBEAN

	2008	2009	2010	2011	2012	2013	2014	2015	2016	2017	2018
Human Freedom Ranking	7.21	7.25	7.23	7.18	7.26	7.37	7.37	7.37	7.35	7.37	7.44
	67	61	65	66	60	57	58	55	56	56	53
Economic Freedom	7.14	7.20	7.21	7.25	7.44	7.63	7.51	7.67	7.60	7.54	7.69
Personal Freedom	7.27	7.30	7.25	7.10	7.08	7.11	7.23	7.07	7.10	7.20	7.19
Rule of Law	4.6	4.6	4.6	4.6	4.6	4.6	5.0	5.2	5.4	5.4	5.4
Procedural Justice	4.4	4.4	4.4	4.4	4.8	5.4	5.6	5.8	5.8	6.0	5.9
Civil Justice	5.1	5.1	5.1	5.1	4.7	5.2	5.4	5.4	5.4	5.1	5.1
Criminal Justice	4.2	4.2	4.2	4.2	4.2	4.6	4.5	5.0	5.0	5.0	5.0
Security and Safety	6.3	6.5	6.3	6.3	6.3	6.3	6.3	6.5	6.5	6.5	6.5
Homicide	0.0	0.0	0.0	0.0	0.0	0.0	0.0	0.0	0.0	0.0	0.0
Disappearance, Conflict, Terrorism	9.0	9.5	9.0	9.0	9.0	9.0	9.0	9.5	9.5	9.5	9.5
Women's Security, Safety	10.0	10.0	10.0	10.0	10.0	10.0	10.0	10.0	10.0	10.0	10.0
Movement	10.0	10.0	10.0	8.3	8.3	8.3	8.3	8.3	8.3	10.0	10.0
Freedom of Domestic Movement	10.0	10.0	10.0	10.0	10.0	10.0	10.0	10.0	10.0	10.0	10.0
Freedom of Foreign Movement	10.0	10.0	10.0	10.0	10.0	10.0	10.0	10.0	10.0	10.0	10.0
Women's Freedom of Movement	10.0	10.0	10.0	5.0	5.0	5.0	5.0	5.0	5.0	10.0	10.0
Religious Freedom	9.1	9.0	8.9	8.7	8.6	9.1	9.1	9.1	9.0	9.0	9.0
Freedom of Religion	7.7	7.7	7.7	7.7	7.7	8.9	8.9	8.9	8.9	8.9	8.9
Religious Organization Repression	9.5	9.5	9.5	9.5	9.5	9.1	9.1	9.1	9.1	9.1	9.1
Harassment and Physical Hostilities	9.9	9.9	9.6	9.6	9.6	9.7	9.7	9.6	9.4	9.4	9.4
Legal and Regulatory Restrictions	9.2	8.8	8.9	8.1	7.8	8.6	8.6	8.8	8.5	8.5	8.5
Assoc., Assembly, and Civil Soc.	9.2	9.2	9.2	9.4	9.4	9.2	9.2	9.2	9.2	9.1	9.1
Civil Society Entry and Exit	9.7	9.7	9.7	9.7	9.7	9.3	9.4	9.4	9.4	9.4	9.4
Assembly	-	-	-	10.0	10.0	10.0	10.0	10.0	10.0	10.0	10.0
Freedom to Form Political Parties	8.9	8.8	8.9	8.9	8.9	8.8	8.8	8.8	8.8	8.5	8.4
Autonomy of Opposition Parties	8.6	8.6	8.6	8.6	8.6	8.6	8.6	8.6	8.6	8.3	8.3
Civil Society Repression	9.8	9.8	9.8	9.8	9.8	9.3	9.3	9.3	9.3	9.4	9.4
Expression and Information	9.6	9.5	9.5	9.7	9.7	9.8	9.8	9.8	9.7	10.0	10.0
Press Killed	10.0	10.0	10.0	10.0	10.0	10.0	10.0	10.0	10.0	10.0	10.0
Press Jailed	10.0	10.0	10.0	10.0	10.0	10.0	10.0	10.0	10.0	10.0	10.0
Media Freedom	8.8	8.6	8.4	8.4	8.3	8.5	8.5	8.5	8.4	10.0	10.0
Access to Cable and Satellite	-	-	-	10.0	10.0	10.0	10.0	10.0	10.0	10.0	10.0
Freedom of Access to Frgn. Info.	-	-	-	10.0	10.0	10.0	10.0	10.0	10.0	10.0	10.0
State Control over Internet Access	-	-	-	10.0	10.0	10.0	10.0	10.0	10.0	10.0	10.0
Identity and Relationships	7.5	7.5	7.5	7.5	7.5	7.5	7.5	5.0	5.0	4.2	4.2
Legal Gender	-	-	-	-	-	-	-	0.0	0.0	0.0	0.0
Same-Sex Relationships	5.0	5.0	5.0	5.0	5.0	5.0	5.0	5.0	5.0	5.0	5.0
Divorce	10.0	10.0	10.0	10.0	10.0	10.0	10.0	10.0	10.0	7.5	7.5

JAPAN

EAST ASIA

Ranking

11

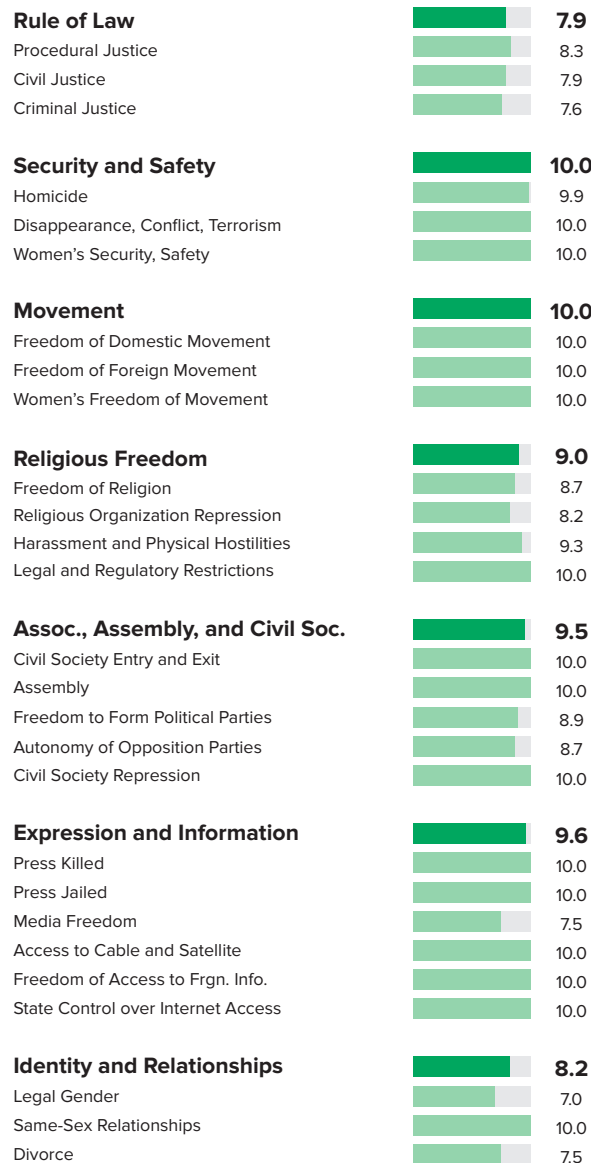
Score

8.49

Personal Freedom

13/162 Ranking

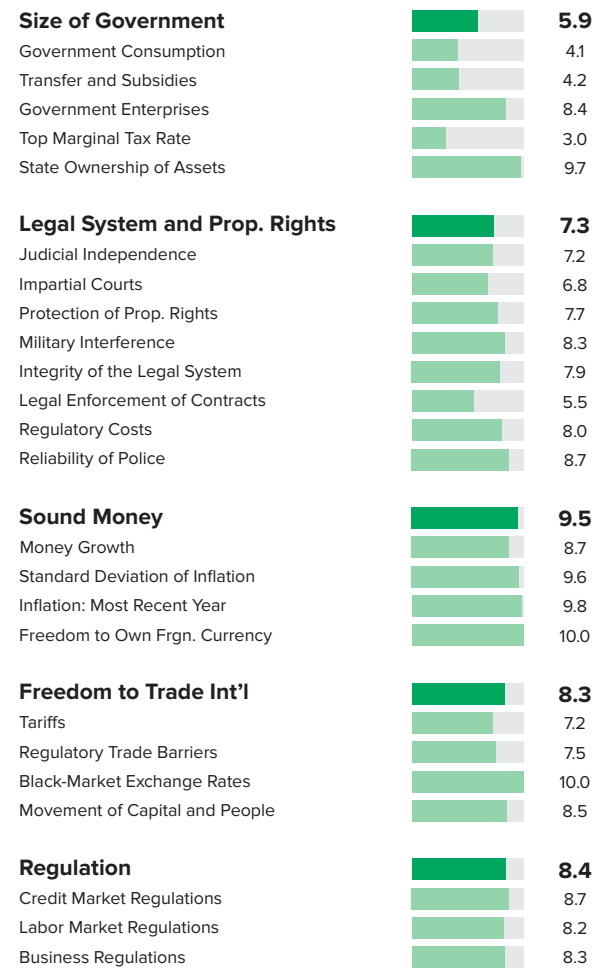
Score 9.10



Economic Freedom

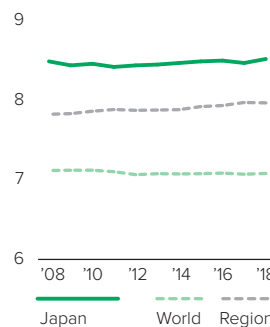
20/162 Ranking

Score 7.88

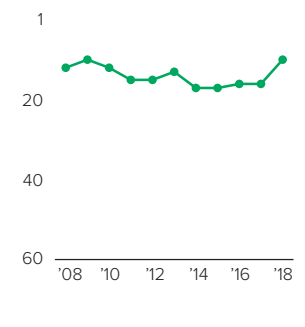


Human Freedom

Score over Time



Ranking over Time



JAPAN

EAST ASIA

	2008	2009	2010	2011	2012	2013	2014	2015	2016	2017	2018
Human Freedom Ranking	8.49	8.44	8.46	8.42	8.44	8.45	8.47	8.44	8.45	8.44	8.49
	13	11	13	16	16	14	18	18	17	17	11
Economic Freedom	7.85	7.72	7.79	7.71	7.77	7.81	7.78	7.85	7.84	7.86	7.88
Personal Freedom	9.12	9.16	9.12	9.13	9.10	9.08	9.16	9.03	9.06	9.01	9.10
Rule of Law	7.3	7.3	7.3	7.3	7.2	7.2	7.5	7.6	7.6	7.6	7.9
Procedural Justice	7.3	7.3	7.3	7.3	7.5	7.7	7.7	7.7	7.7	8.3	8.3
Civil Justice	7.7	7.7	7.7	7.7	7.3	7.4	8.2	7.9	7.9	7.9	7.9
Criminal Justice	6.8	6.8	6.8	6.8	6.9	7.4	6.8	7.4	7.4	7.4	7.6
Security and Safety	9.9	9.9	10.0	10.0	10.0	10.0	10.0	10.0	10.0	10.0	10.0
Homicide	9.8	9.8	9.9	9.9	9.9	9.9	9.9	9.9	9.9	9.9	9.9
Disappearance, Conflict, Terrorism	10.0	10.0	10.0	10.0	10.0	10.0	10.0	10.0	10.0	10.0	10.0
Women's Security, Safety	10.0	10.0	10.0	10.0	10.0	10.0	10.0	10.0	10.0	10.0	10.0
Movement	10.0	10.0	10.0	10.0	10.0	10.0	10.0	10.0	10.0	10.0	10.0
Freedom of Domestic Movement	10.0	10.0	10.0	10.0	10.0	10.0	10.0	10.0	10.0	10.0	10.0
Freedom of Foreign Movement	10.0	10.0	10.0	10.0	10.0	10.0	10.0	10.0	10.0	10.0	10.0
Women's Freedom of Movement	10.0	10.0	10.0	10.0	10.0	10.0	10.0	10.0	10.0	10.0	10.0
Religious Freedom	9.2	9.4	9.0	9.1	9.3	9.1	9.2	8.8	8.9	9.0	9.0
Freedom of Religion	9.8	9.8	9.8	9.8	9.8	9.8	9.8	8.4	8.4	8.4	8.7
Religious Organization Repression	8.1	8.1	8.4	8.4	8.4	7.9	7.9	7.8	7.8	8.3	8.2
Harassment and Physical Hostilities	9.2	9.9	8.8	9.1	9.1	9.0	9.4	8.9	9.3	9.3	9.3
Legal and Regulatory Restrictions	9.7	10.0	8.9	9.2	9.7	9.5	9.7	9.8	10.0	10.0	10.0
Assoc., Assembly, and Civil Soc.	9.2	9.4	9.4	9.4	9.2	9.2	9.2	9.2	9.2	9.3	9.5
Civil Society Entry and Exit	9.0	9.0	9.0	9.0	9.0	9.0	9.0	9.3	9.3	9.5	10.0
Assembly	10.0	10.0	10.0	10.0	10.0	10.0	10.0	10.0	10.0	10.0	10.0
Freedom to Form Political Parties	9.5	9.5	9.5	9.5	9.5	9.5	9.5	9.1	9.1	9.0	8.9
Autonomy of Opposition Parties	8.7	9.1	9.2	9.2	8.7	8.7	8.7	8.6	8.6	8.6	8.7
Civil Society Repression	8.9	9.2	9.2	9.2	8.9	8.9	9.0	8.9	9.0	9.4	10.0
Expression and Information	9.7	9.7	9.7	9.7	9.6	9.6	9.6	9.5	9.5	9.6	9.6
Press Killed	10.0	10.0	10.0	10.0	10.0	10.0	10.0	10.0	10.0	10.0	10.0
Press Jailed	10.0	10.0	10.0	10.0	10.0	10.0	10.0	10.0	10.0	10.0	10.0
Media Freedom	8.0	8.0	8.0	7.9	7.6	7.4	7.4	7.3	7.2	7.5	7.5
Access to Cable and Satellite	10.0	10.0	10.0	10.0	10.0	10.0	10.0	10.0	10.0	10.0	10.0
Freedom of Access to Frgn. Info.	10.0	10.0	10.0	10.0	10.0	10.0	10.0	10.0	10.0	10.0	10.0
State Control over Internet Access	10.0	10.0	10.0	10.0	10.0	10.0	10.0	10.0	10.0	10.0	10.0
Identity and Relationships	10.0	10.0	10.0	10.0	10.0	10.0	10.0	9.0	9.0	8.2	8.2
Legal Gender	-	-	-	-	-	-	-	7.0	7.0	7.0	7.0
Same-Sex Relationships	10.0	10.0	10.0	10.0	10.0	10.0	10.0	10.0	10.0	10.0	10.0
Divorce	10.0	10.0	10.0	10.0	10.0	10.0	10.0	10.0	10.0	7.5	7.5

JORDAN

MIDDLE EAST & NORTH AFRICA

Ranking

80

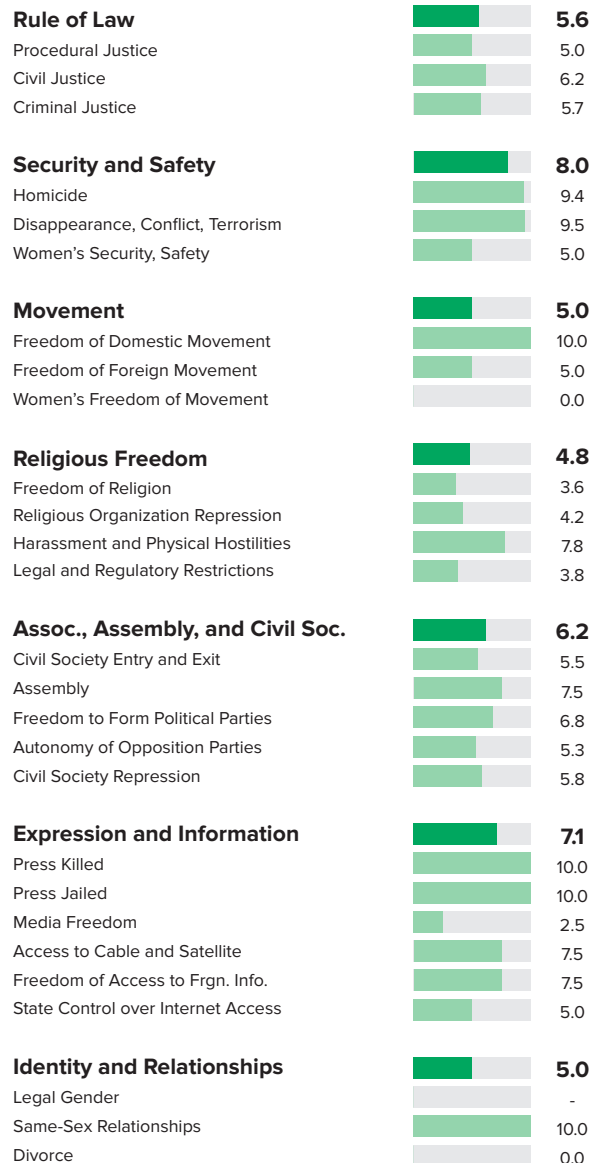
Score

6.92

Personal Freedom

113/162 Ranking

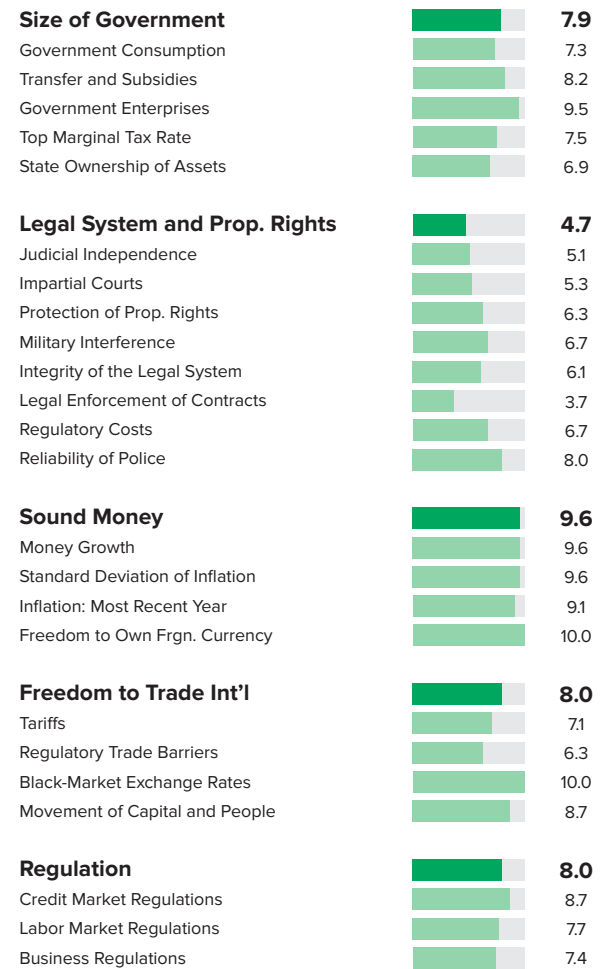
Score 6.21



Economic Freedom

39/162 Ranking

Score 7.62

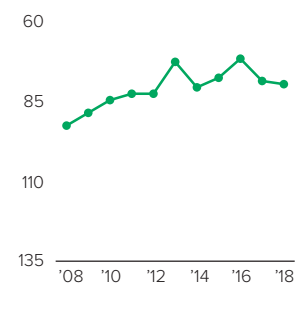


Human Freedom

Score over Time



Ranking over Time



JORDAN

MIDDLE EAST & NORTH AFRICA

	2008	2009	2010	2011	2012	2013	2014	2015	2016	2017	2018
Human Freedom Ranking	6.79	6.85	6.93	6.95	6.90	7.05	6.88	6.99	7.01	6.90	6.92
	93	89	85	83	83	73	81	78	72	79	80
Economic Freedom	7.17	7.23	7.46	7.48	7.47	7.61	7.49	7.54	7.49	7.54	7.62
Personal Freedom	6.40	6.46	6.40	6.41	6.33	6.49	6.27	6.44	6.52	6.25	6.21
Rule of Law	5.3	5.3	5.3	5.3	5.4	5.4	5.7	5.7	5.8	5.8	5.6
Procedural Justice	4.2	4.2	4.2	4.2	4.3	5.5	5.0	5.2	5.2	5.0	5.0
Civil Justice	6.5	6.5	6.5	6.5	6.2	6.2	6.3	6.2	6.2	6.3	6.2
Criminal Justice	5.2	5.2	5.2	5.2	5.6	5.5	5.9	6.0	6.0	5.8	5.7
Security and Safety	8.8	8.9	8.9	7.7	8.0	8.1	7.9	7.9	7.7	8.0	8.0
Homicide	9.3	9.4	9.4	9.3	9.2	9.3	9.2	9.3	9.4	9.4	9.4
Disappearance, Conflict, Terrorism	10.0	10.0	10.0	9.0	9.9	10.0	9.5	9.4	8.7	9.5	9.5
Women's Security, Safety	7.3	7.3	7.3	4.8	4.8	5.0	5.0	5.0	5.0	5.0	5.0
Movement	5.0	5.0	5.0	6.7	5.0	6.7	5.0	6.7	8.3	5.0	5.0
Freedom of Domestic Movement	0.0	0.0	0.0	0.0	5.0	10.0	5.0	10.0	10.0	10.0	10.0
Freedom of Foreign Movement	10.0	10.0	10.0	10.0	0.0	5.0	5.0	5.0	10.0	5.0	5.0
Women's Freedom of Movement	5.0	5.0	5.0	10.0	10.0	5.0	5.0	5.0	5.0	0.0	0.0
Religious Freedom	5.0	5.5	5.0	5.2	5.2	5.3	5.4	5.3	4.8	4.8	4.8
Freedom of Religion	4.3	4.3	4.5	4.5	4.3	4.8	4.8	4.8	3.5	3.4	3.6
Religious Organization Repression	3.6	3.9	3.9	4.4	4.4	4.4	4.2	4.2	4.1	4.1	4.2
Harassment and Physical Hostilities	7.8	8.3	7.4	7.4	7.7	7.6	7.4	7.8	7.8	7.8	7.8
Legal and Regulatory Restrictions	4.5	5.6	4.3	4.6	4.4	4.4	5.0	4.3	3.8	3.8	3.8
Assoc., Assembly, and Civil Soc.	5.2	5.2	5.2	6.7	6.7	6.7	6.2	6.2	6.2	6.2	6.2
Civil Society Entry and Exit	5.5	5.5	5.5	5.5	5.5	5.6	5.5	5.5	5.5	5.6	5.5
Assembly	2.5	2.5	2.5	10.0	10.0	10.0	7.5	7.5	7.5	7.5	7.5
Freedom to Form Political Parties	6.8	6.8	6.8	6.8	6.8	6.7	6.7	6.7	6.8	6.8	6.8
Autonomy of Opposition Parties	5.9	5.9	5.9	5.9	5.9	5.3	5.3	5.3	5.3	5.3	5.3
Civil Society Repression	5.4	5.4	5.4	5.4	5.2	5.7	5.9	5.9	5.9	5.8	5.8
Expression and Information	8.4	8.4	8.4	8.1	8.1	7.6	7.2	7.2	7.2	7.1	7.1
Press Killed	10.0	10.0	10.0	10.0	10.0	10.0	10.0	10.0	10.0	10.0	10.0
Press Jailed	10.0	10.0	10.0	10.0	10.0	7.6	10.0	10.0	10.0	10.0	10.0
Media Freedom	3.5	3.7	3.7	3.6	3.6	3.1	3.3	3.3	3.1	2.5	2.5
Access to Cable and Satellite	10.0	10.0	10.0	7.5	7.5	7.5	7.5	7.5	7.5	7.5	7.5
Freedom of Access to Frgn. Info.	10.0	10.0	10.0	7.5	7.5	7.5	7.5	7.5	7.5	7.5	7.5
State Control over Internet Access	6.7	6.7	6.7	10.0	10.0	10.0	5.0	5.0	5.0	5.0	5.0
Identity and Relationships	5.0	5.0	5.0	5.0	5.0	5.0	5.0	5.0	5.0	5.0	5.0
Legal Gender	-	-	-	-	-	-	-	-	-	-	-
Same-Sex Relationships	10.0	10.0	10.0	10.0	10.0	10.0	10.0	10.0	10.0	10.0	10.0
Divorce	0.0	0.0	0.0	0.0	0.0	0.0	0.0	0.0	0.0	0.0	0.0

KAZAKHSTAN

CAUCASUS & CENTRAL ASIA

Ranking

75

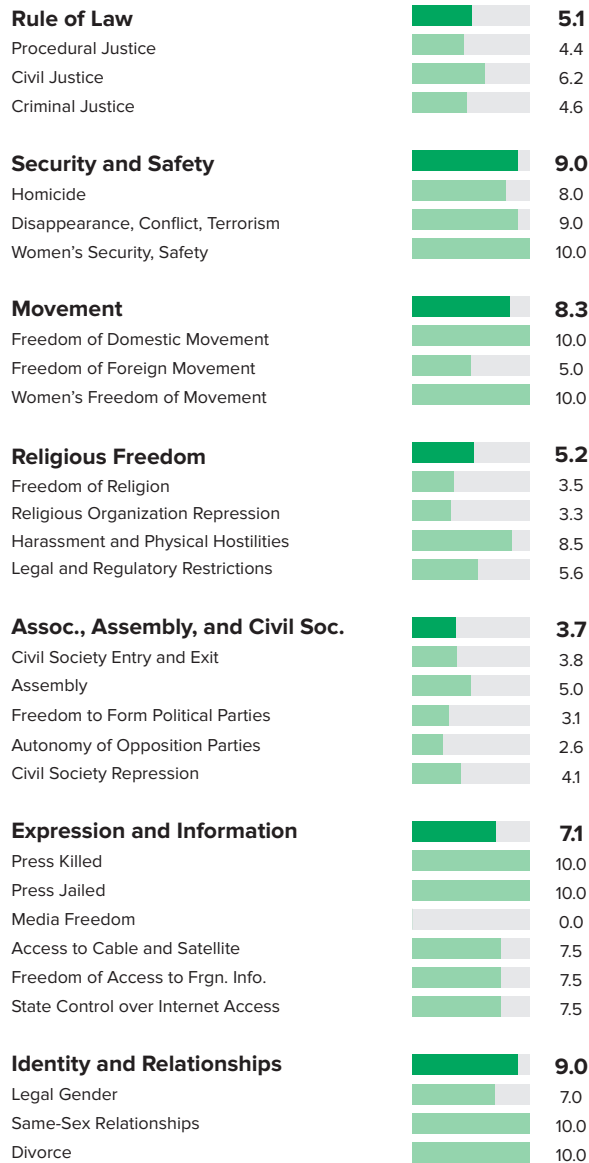
Score

6.99

Personal Freedom

90/162 Ranking

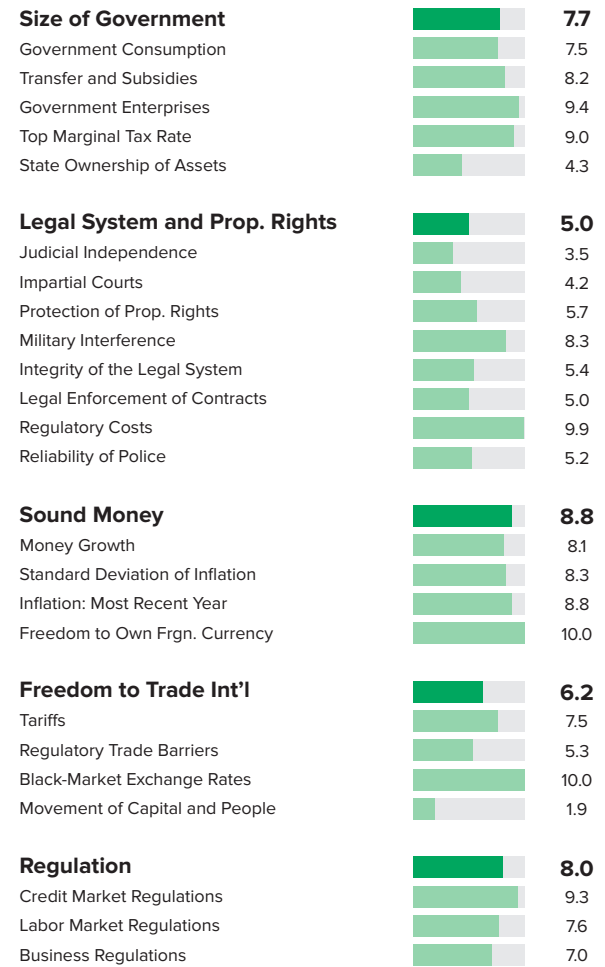
Score 6.85



Economic Freedom

73/162 Ranking

Score 7.12



Human Freedom

Score over Time



Ranking over Time



KAZAKHSTAN

CAUCASUS & CENTRAL ASIA

	2008	2009	2010	2011	2012	2013	2014	2015	2016	2017	2018
Human Freedom Ranking	6.79	6.77	6.77	6.58	6.78	6.70	6.70	6.78	6.78	6.87	6.99
	93	94	96	103	94	97	97	87	88	84	75
Economic Freedom	6.87	6.87	6.79	6.76	7.00	7.01	7.05	7.13	7.02	7.09	7.12
Personal Freedom	6.71	6.67	6.74	6.40	6.56	6.39	6.34	6.43	6.53	6.65	6.85
Rule of Law	4.6	4.6	4.6	4.6	4.5	4.5	4.5	4.5	4.5	4.5	5.1
Procedural Justice	4.2	4.2	4.2	4.2	4.9	4.2	4.1	3.9	3.9	4.6	4.4
Civil Justice	4.9	4.9	4.9	4.9	4.7	5.1	5.5	5.6	5.6	5.9	6.2
Criminal Justice	4.6	4.6	4.6	4.6	4.0	4.2	4.1	4.1	4.1	4.4	4.6
Security and Safety	8.3	8.4	8.7	8.0	8.8	8.8	9.0	9.0	9.0	9.0	9.0
Homicide	5.5	5.6	6.6	6.6	7.0	7.4	7.9	8.1	8.1	8.0	8.0
Disappearance, Conflict, Terrorism	9.5	9.5	9.5	7.4	9.5	9.0	9.0	9.0	8.9	9.0	9.0
Women's Security, Safety	10.0	10.0	10.0	10.0	10.0	10.0	10.0	10.0	10.0	10.0	10.0
Movement	6.7	6.7	6.7	6.7	6.7	5.0	3.3	5.0	6.7	8.3	8.3
Freedom of Domestic Movement	5.0	5.0	5.0	5.0	5.0	5.0	0.0	5.0	10.0	10.0	10.0
Freedom of Foreign Movement	5.0	5.0	5.0	5.0	5.0	5.0	5.0	5.0	5.0	5.0	5.0
Women's Freedom of Movement	10.0	10.0	10.0	10.0	10.0	5.0	5.0	5.0	5.0	10.0	10.0
Religious Freedom	6.3	6.1	5.8	5.3	5.1	5.2	5.0	5.0	4.9	4.8	5.2
Freedom of Religion	4.5	4.5	4.4	3.1	3.3	2.5	2.5	2.3	2.5	2.5	3.5
Religious Organization Repression	4.0	4.0	3.2	3.2	3.1	3.3	3.3	3.3	2.9	2.6	3.3
Harassment and Physical Hostilities	8.8	9.0	8.5	8.5	8.4	8.7	8.6	8.4	8.5	8.5	8.5
Legal and Regulatory Restrictions	7.8	7.1	6.9	6.2	5.7	6.4	5.6	6.0	5.6	5.6	5.6
Assoc., Assembly, and Civil Soc.	4.4	4.4	4.3	3.7	3.6	3.6	4.1	4.1	3.9	3.7	3.7
Civil Society Entry and Exit	4.5	4.5	4.4	4.4	4.2	4.1	4.1	4.1	3.7	3.7	3.8
Assembly	5.0	5.0	5.0	2.5	2.5	2.5	5.0	5.0	5.0	5.0	5.0
Freedom to Form Political Parties	3.9	3.9	3.8	3.6	3.5	3.3	3.3	3.2	3.1	3.1	3.1
Autonomy of Opposition Parties	4.0	4.0	3.7	3.5	3.3	3.3	3.3	3.3	3.2	2.3	2.6
Civil Society Repression	4.3	4.3	4.7	4.7	4.5	4.8	4.8	4.8	4.4	4.2	4.1
Expression and Information	7.5	7.1	7.4	6.8	6.9	6.8	7.3	7.3	7.0	6.9	7.1
Press Killed	10.0	7.9	10.0	10.0	10.0	10.0	10.0	10.0	10.0	10.0	10.0
Press Jailed	10.0	9.4	9.4	9.4	10.0	10.0	10.0	10.0	8.3	8.9	10.0
Media Freedom	1.9	1.9	1.7	1.6	1.2	1.0	1.0	1.2	1.1	0.0	0.0
Access to Cable and Satellite	6.7	6.7	6.7	7.5	7.5	7.5	7.5	7.5	7.5	7.5	7.5
Freedom of Access to Frgn. Info.	6.7	6.7	6.7	5.0	5.0	5.0	7.5	7.5	7.5	7.5	7.5
State Control over Internet Access	10.0	10.0	10.0	7.5	7.5	7.5	7.5	7.5	7.5	7.5	7.5
Identity and Relationships	10.0	10.0	10.0	10.0	10.0	10.0	10.0	9.0	9.0	9.0	9.0
Legal Gender	-	-	-	-	-	-	-	7.0	7.0	7.0	7.0
Same-Sex Relationships	10.0	10.0	10.0	10.0	10.0	10.0	10.0	10.0	10.0	10.0	10.0
Divorce	10.0	10.0	10.0	10.0	10.0	10.0	10.0	10.0	10.0	10.0	10.0

KENYA

SUB-SAHARAN AFRICA

Ranking

93

Score

6.75

Personal Freedom

96/162 Ranking

Score 6.66

Rule of Law		3.9
Procedural Justice		3.1
Civil Justice		4.6
Criminal Justice		3.8

Security and Safety		7.0
Homicide		8.0
Disappearance, Conflict, Terrorism		7.8
Women's Security, Safety		5.2

Movement		10.0
Freedom of Domestic Movement		10.0
Freedom of Foreign Movement		10.0
Women's Freedom of Movement		10.0

Religious Freedom		6.8
Freedom of Religion		6.8
Religious Organization Repression		6.2
Harassment and Physical Hostilities		7.7
Legal and Regulatory Restrictions		6.5

Assoc., Assembly, and Civil Soc.		6.8
Civil Society Entry and Exit		6.3
Assembly		7.5
Freedom to Form Political Parties		7.6
Autonomy of Opposition Parties		7.4
Civil Society Repression		5.3

Expression and Information		9.2
Press Killed		10.0
Press Jailed		10.0
Media Freedom		5.0
Access to Cable and Satellite		10.0
Freedom of Access to Frgn. Info.		10.0
State Control over Internet Access		10.0

Identity and Relationships		6.7
Legal Gender		10.0
Same-Sex Relationships		5.0
Divorce		5.0

Economic Freedom

86/162 Ranking

Score 6.84

Size of Government		6.4
Government Consumption		7.8
Transfer and Subsidies		8.9
Government Enterprises		0.5
Top Marginal Tax Rate		8.0
State Ownership of Assets		6.8

Legal System and Prop. Rights		5.0
Judicial Independence		3.9
Impartial Courts		4.3
Protection of Prop. Rights		5.1
Military Interference		5.8
Integrity of the Legal System		5.1
Legal Enforcement of Contracts		4.4
Regulatory Costs		7.2
Reliability of Police		4.9

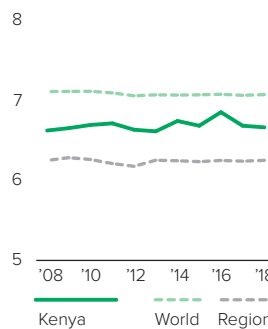
Sound Money		9.3
Money Growth		9.0
Standard Deviation of Inflation		9.0
Inflation: Most Recent Year		9.1
Freedom to Own Frgn. Currency		10.0

Freedom to Trade Int'l		6.7
Tariffs		6.5
Regulatory Trade Barriers		5.3
Black-Market Exchange Rates		10.0
Movement of Capital and People		4.9

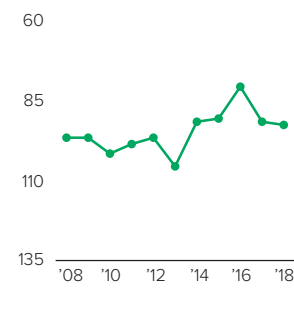
Regulation		6.8
Credit Market Regulations		6.7
Labor Market Regulations		7.1
Business Regulations		6.7

Human Freedom

Score over Time



Ranking over Time



KENYA

SUB-SAHARAN AFRICA

	2008	2009	2010	2011	2012	2013	2014	2015	2016	2017	2018
Human Freedom Ranking	6.63	6.66	6.70	6.72	6.64	6.62	6.75	6.75	6.92	6.77	6.75
	97	97	102	99	97	106	92	91	81	92	93
Economic Freedom	6.90	7.01	7.02	7.05	7.18	7.15	7.20	7.12	6.96	6.86	6.84
Personal Freedom	6.35	6.31	6.37	6.39	6.10	6.08	6.29	6.37	6.88	6.68	6.66
Rule of Law	4.3	4.3	4.3	4.3	3.6	3.6	3.6	3.7	4.0	4.0	3.9
Procedural Justice	4.1	4.1	4.1	4.1	2.9	2.9	3.1	3.5	3.5	2.8	3.1
Civil Justice	4.7	4.7	4.7	4.7	4.4	4.7	4.3	4.6	4.6	4.7	4.6
Criminal Justice	4.0	4.0	4.0	4.0	3.3	3.2	3.5	3.8	3.8	3.8	3.8
Security and Safety	7.2	7.0	7.3	7.4	7.0	7.1	7.1	6.9	7.3	6.9	7.0
Homicide	8.8	8.1	8.1	7.9	7.8	7.8	8.0	8.1	8.1	8.0	8.0
Disappearance, Conflict, Terrorism	7.3	7.5	8.3	8.3	7.0	7.3	7.2	6.4	7.8	7.6	7.8
Women's Security, Safety	5.5	5.5	5.5	6.2	6.2	6.2	6.2	6.2	6.2	5.2	5.2
Movement	5.0	5.0	5.0	5.0	5.0	5.0	6.7	6.7	10.0	10.0	10.0
Freedom of Domestic Movement	5.0	5.0	5.0	5.0	0.0	0.0	5.0	5.0	10.0	10.0	10.0
Freedom of Foreign Movement	0.0	0.0	0.0	0.0	5.0	5.0	5.0	5.0	10.0	10.0	10.0
Women's Freedom of Movement	10.0	10.0	10.0	10.0	10.0	10.0	10.0	10.0	10.0	10.0	10.0
Religious Freedom	7.4	7.4	6.9	7.1	7.3	6.7	6.7	6.8	6.7	6.6	6.8
Freedom of Religion	7.9	7.9	7.9	7.9	7.9	7.1	7.1	7.1	7.3	7.0	6.8
Religious Organization Repression	6.6	6.6	6.8	6.8	6.9	5.6	5.6	5.6	5.5	5.1	6.2
Harassment and Physical Hostilities	7.7	8.2	6.9	7.2	6.8	7.2	7.2	7.5	7.7	7.7	7.7
Legal and Regulatory Restrictions	7.3	6.8	5.8	6.5	7.4	6.8	6.7	7.0	6.5	6.5	6.5
Assoc., Assembly, and Civil Soc.	7.3	7.3	7.4	7.4	7.4	7.8	7.5	7.5	7.3	7.2	6.8
Civil Society Entry and Exit	7.0	7.0	7.1	7.1	7.1	7.1	6.9	6.9	6.1	6.3	6.3
Assembly	7.5	7.5	7.5	7.5	7.5	7.5	7.5	7.5	7.5	7.5	7.5
Freedom to Form Political Parties	8.5	8.4	8.5	8.5	8.5	8.9	8.9	8.9	8.6	8.1	7.6
Autonomy of Opposition Parties	6.2	6.2	6.2	6.2	6.2	7.5	7.5	7.5	7.9	7.7	7.4
Civil Society Repression	7.5	7.5	8.0	8.0	8.0	7.8	6.7	6.7	6.6	6.2	5.3
Expression and Information	8.8	8.9	9.1	8.7	8.7	8.5	9.0	8.9	9.0	9.2	9.2
Press Killed	9.1	9.2	10.0	10.0	10.0	9.3	10.0	9.3	10.0	10.0	10.0
Press Jailed	10.0	10.0	10.0	10.0	10.0	10.0	10.0	10.0	10.0	10.0	10.0
Media Freedom	3.9	4.1	4.6	5.0	4.8	4.3	4.3	4.2	4.2	5.0	5.0
Access to Cable and Satellite	10.0	10.0	10.0	7.5	7.5	7.5	10.0	10.0	10.0	10.0	10.0
Freedom of Access to Frgn. Info.	10.0	10.0	10.0	10.0	10.0	10.0	10.0	10.0	10.0	10.0	10.0
State Control over Internet Access	10.0	10.0	10.0	10.0	10.0	10.0	10.0	10.0	10.0	10.0	10.0
Identity and Relationships	6.3	6.3	6.3	6.3	6.3	6.3	6.3	7.5	7.5	6.7	6.7
Legal Gender	-	-	-	-	-	-	-	10.0	10.0	10.0	10.0
Same-Sex Relationships	5.0	5.0	5.0	5.0	5.0	5.0	5.0	5.0	5.0	5.0	5.0
Divorce	7.5	7.5	7.5	7.5	7.5	7.5	7.5	7.5	7.5	5.0	5.0

KOREA, REP. OF

EAST ASIA

Ranking

26

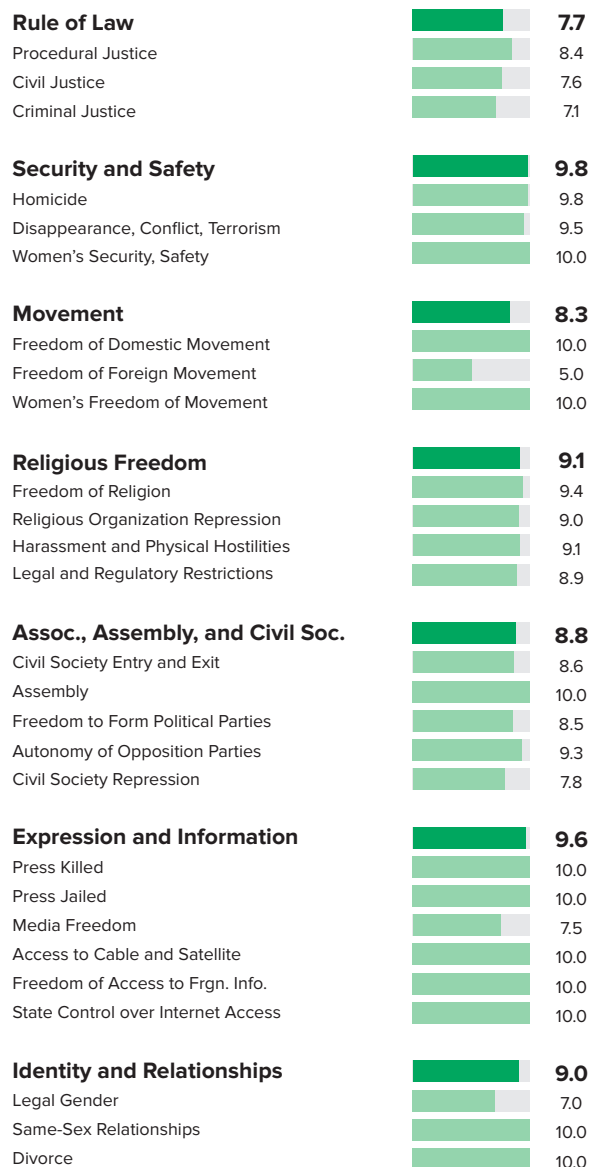
Score

8.27

Personal Freedom

20/162 Ranking

Score 8.85



Economic Freedom

36/162 Ranking

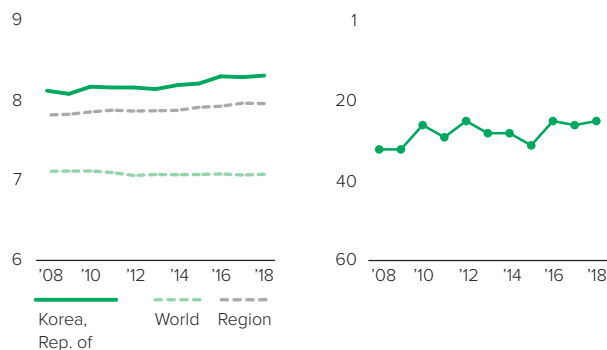
Score 7.69



Human Freedom

Score over Time

Ranking over Time



KOREA, REP. OF

EAST ASIA

	2008	2009	2010	2011	2012	2013	2014	2015	2016	2017	2018
Human Freedom Ranking	8.13	8.09	8.18	8.17	8.17	8.15	8.20	8.17	8.26	8.25	8.27
	33	33	27	30	26	29	29	32	26	27	26
Economic Freedom	7.50	7.47	7.60	7.60	7.58	7.53	7.58	7.63	7.68	7.72	7.69
Personal Freedom	8.76	8.70	8.75	8.73	8.76	8.76	8.81	8.70	8.84	8.78	8.85
Rule of Law	7.5	7.5	7.5	7.5	7.6	7.6	7.7	7.6	7.4	7.4	7.7
Procedural Justice	7.7	7.7	7.7	7.7	7.8	7.7	7.6	7.9	7.9	8.4	8.4
Civil Justice	7.2	7.2	7.2	7.2	7.4	8.0	8.1	7.4	7.4	7.7	7.6
Criminal Justice	7.6	7.6	7.6	7.6	7.6	7.6	7.1	7.0	7.0	7.1	7.1
Security and Safety	9.7	9.7	9.7	9.7	9.7	9.7	9.7	9.7	9.7	9.8	9.8
Homicide	9.7	9.7	9.7	9.7	9.7	9.7	9.7	9.7	9.7	9.8	9.8
Disappearance, Conflict, Terrorism	9.5	9.5	9.5	9.5	9.5	9.5	9.5	9.5	9.5	9.5	9.5
Women's Security, Safety	10.0	10.0	10.0	10.0	10.0	10.0	10.0	10.0	10.0	10.0	10.0
Movement	8.3	8.3	8.3	8.3	8.3	8.3	8.3	8.3	10.0	8.3	8.3
Freedom of Domestic Movement	5.0	5.0	5.0	5.0	10.0	10.0	10.0	10.0	10.0	10.0	10.0
Freedom of Foreign Movement	10.0	10.0	10.0	10.0	5.0	5.0	5.0	5.0	10.0	5.0	5.0
Women's Freedom of Movement	10.0	10.0	10.0	10.0	10.0	10.0	10.0	10.0	10.0	10.0	10.0
Religious Freedom	8.8	8.6	8.8	8.5	8.5	8.5	8.4	8.8	8.8	9.1	9.1
Freedom of Religion	10.0	10.0	10.0	10.0	10.0	9.8	9.8	9.8	9.8	9.4	9.4
Religious Organization Repression	8.2	8.2	8.2	8.2	8.2	8.3	7.8	7.4	7.4	8.9	9.0
Harassment and Physical Hostilities	9.2	8.9	9.3	8.9	9.1	9.3	9.5	8.8	9.1	9.1	9.1
Legal and Regulatory Restrictions	7.8	7.3	7.7	6.8	6.8	6.8	6.6	9.0	8.9	8.9	8.9
Assoc., Assembly, and Civil Soc.	8.4	8.4	8.4	8.4	8.4	8.4	8.2	8.2	8.2	8.8	8.8
Civil Society Entry and Exit	7.2	7.2	7.2	7.2	7.2	7.2	7.2	7.2	7.2	7.5	8.6
Assembly	10.0	10.0	10.0	10.0	10.0	10.0	10.0	10.0	10.0	10.0	10.0
Freedom to Form Political Parties	8.9	8.9	8.9	8.9	8.9	8.8	7.9	8.6	8.6	8.7	8.5
Autonomy of Opposition Parties	9.9	9.9	9.9	9.9	9.9	9.7	9.7	9.3	9.3	9.3	9.3
Civil Society Repression	6.2	6.2	6.2	6.2	6.2	6.2	6.2	6.1	6.1	8.5	7.8
Expression and Information	8.9	8.6	8.9	9.0	9.1	9.0	9.4	9.4	9.4	9.6	9.6
Press Killed	10.0	10.0	10.0	10.0	10.0	10.0	10.0	10.0	10.0	10.0	10.0
Press Jailed	10.0	10.0	10.0	10.0	10.0	10.0	10.0	10.0	10.0	10.0	10.0
Media Freedom	7.0	5.0	6.8	6.8	6.9	6.8	6.6	6.6	6.4	7.5	7.5
Access to Cable and Satellite	10.0	10.0	10.0	10.0	10.0	10.0	10.0	10.0	10.0	10.0	10.0
Freedom of Access to Frgn. Info.	10.0	10.0	10.0	10.0	10.0	10.0	10.0	10.0	10.0	10.0	10.0
State Control over Internet Access	6.7	6.7	6.7	7.5	7.5	7.5	10.0	10.0	10.0	10.0	10.0
Identity and Relationships	10.0	10.0	10.0	10.0	10.0	10.0	10.0	9.0	9.0	9.0	9.0
Legal Gender	-	-	-	-	-	-	-	7.0	7.0	7.0	7.0
Same-Sex Relationships	10.0	10.0	10.0	10.0	10.0	10.0	10.0	10.0	10.0	10.0	10.0
Divorce	10.0	10.0	10.0	10.0	10.0	10.0	10.0	10.0	10.0	10.0	10.0

KUWAIT

MIDDLE EAST & NORTH AFRICA

Ranking

113

Score

6.39

Personal Freedom

117/162 Ranking

Score 6.18

Rule of Law 5.5

Procedural Justice	-
Civil Justice	-
Criminal Justice	-

Security and Safety 7.9

Homicide	9.3
Disappearance, Conflict, Terrorism	9.5
Women's Security, Safety	5.0

Movement 6.7

Freedom of Domestic Movement	10.0
Freedom of Foreign Movement	5.0
Women's Freedom of Movement	5.0

Religious Freedom 5.2

Freedom of Religion	4.1
Religious Organization Repression	5.2
Harassment and Physical Hostilities	8.1
Legal and Regulatory Restrictions	3.4

Assoc., Assembly, and Civil Soc. 4.8

Civil Society Entry and Exit	5.0
Assembly	7.5
Freedom to Form Political Parties	1.4
Autonomy of Opposition Parties	-
Civil Society Repression	5.4

Expression and Information 7.9

Press Killed	10.0
Press Jailed	10.0
Media Freedom	2.5
Access to Cable and Satellite	10.0
Freedom of Access to Frgn. Info.	7.5
State Control over Internet Access	7.5

Identity and Relationships 3.8

Legal Gender	-
Same-Sex Relationships	5.0
Divorce	2.5

Economic Freedom

101/162 Ranking

Score 6.60

Size of Government 5.7

Government Consumption	1.0
Transfer and Subsidies	6.9
Government Enterprises	6.5
Top Marginal Tax Rate	10.0
State Ownership of Assets	4.1

Legal System and Prop. Rights 4.9

Judicial Independence	5.3
Impartial Courts	5.4
Protection of Prop. Rights	5.7
Military Interference	8.3
Integrity of the Legal System	6.6
Legal Enforcement of Contracts	5.1
Regulatory Costs	9.5
Reliability of Police	6.6

Sound Money 8.2

Money Growth	9.4
Standard Deviation of Inflation	3.3
Inflation: Most Recent Year	9.9
Freedom to Own Frgn. Currency	10.0

Freedom to Trade Int'l 7.3

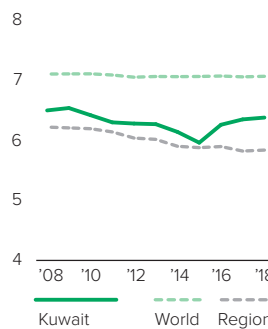
Tariffs	8.8
Regulatory Trade Barriers	4.7
Black-Market Exchange Rates	10.0
Movement of Capital and People	5.7

Regulation 7.0

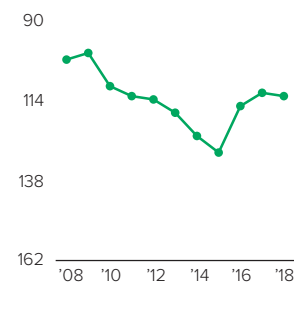
Credit Market Regulations	9.0
Labor Market Regulations	5.5
Business Regulations	6.4

Human Freedom

Score over Time



Ranking over Time



KUWAIT

MIDDLE EAST & NORTH AFRICA

	2008	2009	2010	2011	2012	2013	2014	2015	2016	2017	2018
Human Freedom Ranking	6.51	6.55	6.43	6.31	6.29	6.28	6.15	5.97	6.27	6.36	6.39
	102	100	110	113	114	118	125	130	116	112	113
Economic Freedom	6.92	6.87	6.68	6.64	6.72	6.69	6.60	6.43	6.64	6.56	6.60
Personal Freedom	6.09	6.22	6.17	5.98	5.85	5.86	5.70	5.51	5.89	6.15	6.18
Rule of Law	6.3	6.3	6.3	6.2	5.7	5.7	5.2	5.2	5.2	5.3	5.5
Procedural Justice	-	-	-	-	-	-	-	-	-	-	-
Civil Justice	-	-	-	-	-	-	-	-	-	-	-
Criminal Justice	-	-	-	-	-	-	-	-	-	-	-
Security and Safety	9.0	8.8	8.7	8.3	8.3	7.9	7.6	7.1	7.9	7.9	7.9
Homicide	9.4	9.3	9.2	9.3	9.3	9.3	9.3	9.3	9.3	9.3	9.3
Disappearance, Conflict, Terrorism	10.0	9.5	9.5	9.5	9.5	9.5	8.5	7.0	9.5	9.5	9.5
Women's Security, Safety	7.5	7.5	7.5	6.3	6.3	5.0	5.0	5.0	5.0	5.0	5.0
Movement	3.3	5.0	5.0	3.3	3.3	5.0	5.0	5.0	6.7	6.7	6.7
Freedom of Domestic Movement	0.0	0.0	0.0	0.0	10.0	10.0	10.0	10.0	10.0	10.0	10.0
Freedom of Foreign Movement	5.0	10.0	10.0	10.0	0.0	0.0	0.0	0.0	5.0	5.0	5.0
Women's Freedom of Movement	5.0	5.0	5.0	0.0	0.0	5.0	5.0	5.0	5.0	5.0	5.0
Religious Freedom	6.3	6.7	6.6	6.4	6.3	6.2	6.2	5.3	5.0	5.1	5.2
Freedom of Religion	4.2	4.2	4.2	4.2	4.2	4.3	4.3	4.3	4.3	4.4	4.1
Religious Organization Repression	4.4	4.4	4.4	4.4	4.4	4.4	4.4	4.4	4.4	4.7	5.2
Harassment and Physical Hostilities	8.8	8.9	8.6	8.3	7.7	8.2	8.0	7.9	8.1	8.1	8.1
Legal and Regulatory Restrictions	7.9	9.3	9.2	8.7	8.9	8.2	8.2	4.8	3.4	3.4	3.4
Assoc., Assembly, and Civil Soc.	3.2	3.2	3.2	4.2	4.2	4.3	3.8	3.8	3.8	4.8	4.8
Civil Society Entry and Exit	4.3	4.3	4.3	4.3	4.3	4.4	4.4	4.4	4.4	5.1	5.0
Assembly	5.0	5.0	5.0	10.0	10.0	10.0	7.5	7.5	7.5	7.5	7.5
Freedom to Form Political Parties	1.2	1.2	1.2	1.2	1.2	1.2	1.2	1.2	1.2	1.4	1.4
Autonomy of Opposition Parties	0.5	0.5	0.5	0.5	0.5	0.5	0.5	0.5	0.5	-	-
Civil Society Repression	5.0	5.0	4.9	4.9	5.1	5.1	5.1	5.1	5.1	5.4	5.4
Expression and Information	7.4	7.1	6.8	6.9	6.9	6.4	7.7	7.7	8.1	7.9	7.9
Press Killed	10.0	10.0	10.0	10.0	10.0	10.0	10.0	10.0	10.0	10.0	10.0
Press Jailed	10.0	10.0	6.7	10.0	10.0	7.2	7.4	7.5	10.0	10.0	10.0
Media Freedom	4.4	2.4	4.1	4.1	3.8	3.8	3.8	3.8	3.6	2.5	2.5
Access to Cable and Satellite	6.7	6.7	6.7	7.5	7.5	7.5	10.0	10.0	10.0	10.0	10.0
Freedom of Access to Frgn. Info.	6.7	6.7	6.7	5.0	5.0	5.0	7.5	7.5	7.5	7.5	7.5
State Control over Internet Access	6.7	6.7	6.7	5.0	5.0	5.0	7.5	7.5	7.5	7.5	7.5
Identity and Relationships	2.5	2.5	2.5	2.5	2.5	2.5	2.5	2.5	2.5	3.8	3.8
Legal Gender	-	-	-	-	-	-	-	-	-	-	-
Same-Sex Relationships	5.0	5.0	5.0	5.0	5.0	5.0	5.0	5.0	5.0	5.0	5.0
Divorce	0.0	0.0	0.0	0.0	0.0	0.0	0.0	0.0	0.0	2.5	2.5

KYRGYZ REPUBLIC

CAUCASUS & CENTRAL ASIA

Ranking

70

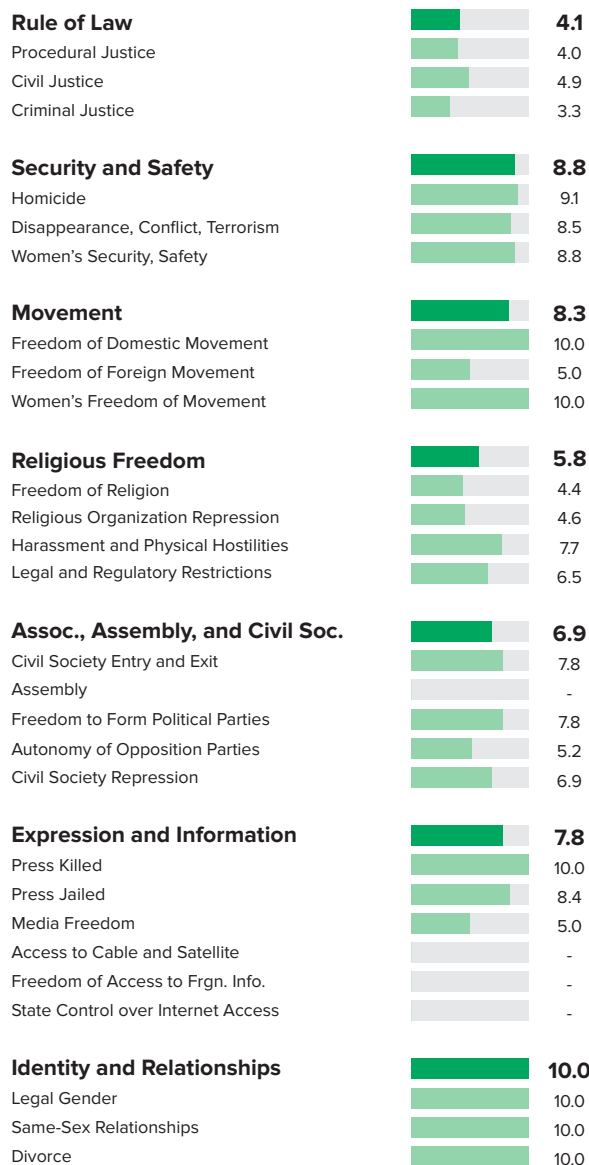
Score

7.05

Personal Freedom

78/162 Ranking

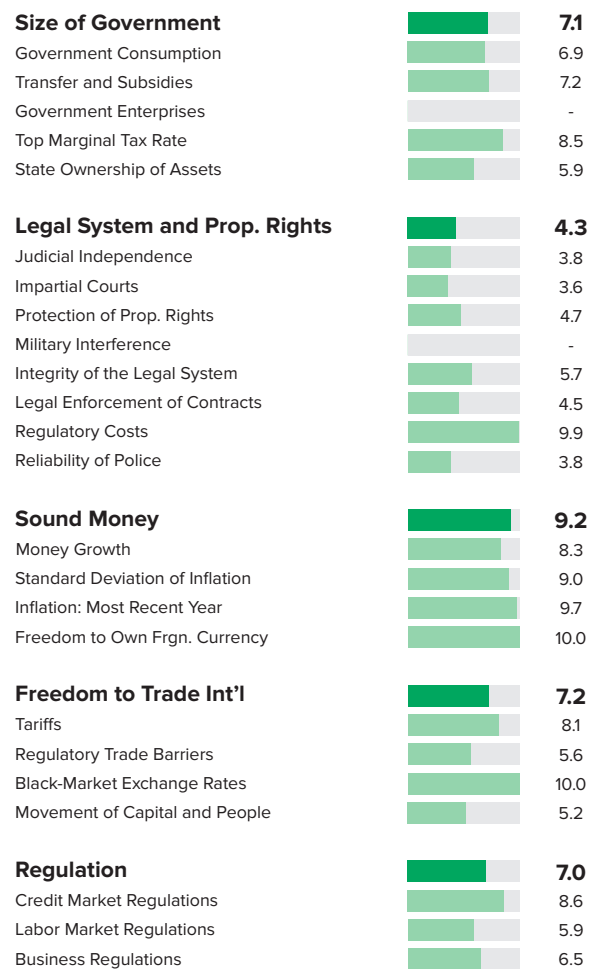
Score 7.10



Economic Freedom

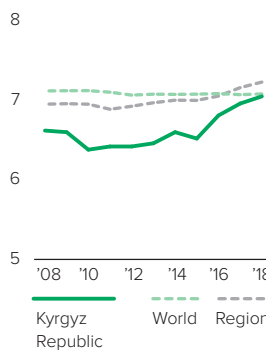
78/162 Ranking

Score 6.99

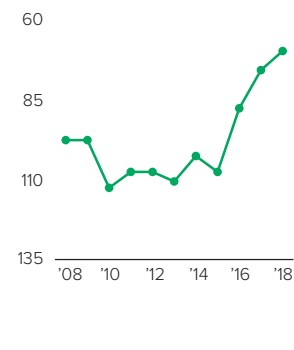


Human Freedom

Score over Time



Ranking over Time



KYRGYZ REPUBLIC

CAUCASUS & CENTRAL ASIA

	2008	2009	2010	2011	2012	2013	2014	2015	2016	2017	2018
Human Freedom Ranking	6.62	6.60	6.38	6.42	6.42	6.46	6.60	6.49	6.78	6.96	7.05
	98	98	113	108	108	111	103	108	88	76	70
Economic Freedom	6.81	6.91	6.80	6.76	6.72	6.78	7.05	6.88	7.06	7.05	6.99
Personal Freedom	6.42	6.28	5.96	6.07	6.11	6.14	6.14	6.10	6.50	6.87	7.10
Rule of Law	4.0	4.0	4.0	4.0	3.8	3.8	3.9	4.0	3.8	3.8	4.1
Procedural Justice	3.9	3.9	3.9	3.9	3.9	3.8	4.3	-	-	-	4.0
Civil Justice	4.6	4.6	4.6	4.6	4.2	4.6	4.3	-	-	-	4.9
Criminal Justice	3.5	3.5	3.5	3.5	3.3	3.4	3.3	-	-	-	3.3
Security and Safety	8.1	7.6	6.0	6.8	7.3	7.5	7.5	7.6	8.1	8.5	8.8
Homicide	6.7	6.9	2.1	6.4	7.8	8.6	8.5	7.9	8.2	8.3	9.1
Disappearance, Conflict, Terrorism	10.0	8.5	8.5	6.5	6.5	6.5	6.5	7.5	8.5	8.5	8.5
Women's Security, Safety	7.5	7.5	7.5	7.5	7.5	7.5	7.5	7.5	7.5	8.8	8.8
Movement	6.7	6.7	6.7	5.0	5.0	5.0	5.0	5.0	8.3	8.3	8.3
Freedom of Domestic Movement	5.0	5.0	5.0	5.0	5.0	5.0	5.0	5.0	10.0	10.0	10.0
Freedom of Foreign Movement	5.0	5.0	5.0	5.0	5.0	5.0	5.0	5.0	10.0	5.0	5.0
Women's Freedom of Movement	10.0	10.0	10.0	5.0	5.0	5.0	5.0	5.0	5.0	10.0	10.0
Religious Freedom	5.4	5.5	5.8	5.6	5.4	5.3	5.4	5.3	5.6	5.6	5.8
Freedom of Religion	5.1	5.0	5.4	5.7	4.9	4.3	4.3	3.9	3.7	3.8	4.4
Religious Organization Repression	3.4	3.4	4.4	4.1	4.1	4.4	4.4	3.9	4.2	4.2	4.6
Harassment and Physical Hostilities	8.8	9.5	8.5	7.9	8.0	8.1	8.4	7.4	7.7	7.7	7.7
Legal and Regulatory Restrictions	4.4	4.3	5.0	4.7	4.7	4.5	4.5	6.0	6.5	6.5	6.5
Assoc., Assembly, and Civil Soc.	5.6	5.7	7.0	7.3	7.1	6.7	6.6	6.3	6.1	6.2	6.9
Civil Society Entry and Exit	5.4	5.4	6.8	7.7	7.2	6.7	6.7	6.0	6.8	6.9	7.8
Assembly	-	-	-	-	-	-	-	-	-	-	-
Freedom to Form Political Parties	7.2	7.2	8.0	8.0	7.8	7.6	7.7	7.5	7.9	7.9	7.8
Autonomy of Opposition Parties	5.3	5.3	6.6	6.4	6.4	6.2	6.0	6.0	4.0	4.4	5.2
Civil Society Repression	4.7	4.7	6.4	7.0	7.0	6.2	5.9	5.6	5.6	5.7	6.9
Expression and Information	7.5	7.2	6.4	7.1	7.1	7.2	7.2	7.2	7.2	7.8	7.8
Press Killed	10.0	10.0	10.0	10.0	10.0	10.0	10.0	10.0	10.0	10.0	10.0
Press Jailed	10.0	10.0	6.3	8.2	8.2	8.3	8.3	8.3	8.4	8.4	8.4
Media Freedom	2.5	1.5	2.9	3.0	3.0	3.5	3.3	3.3	3.3	5.0	5.0
Access to Cable and Satellite	-	-	-	-	-	-	-	-	-	-	-
Freedom of Access to Frgn. Info.	-	-	-	-	-	-	-	-	-	-	-
State Control over Internet Access	-	-	-	-	-	-	-	-	-	-	-
Identity and Relationships	8.8	8.8	8.8	8.8	8.8	8.8	8.8	8.2	8.2	10.0	10.0
Legal Gender	-	-	-	-	-	-	-	7.0	7.0	10.0	10.0
Same-Sex Relationships	10.0	10.0	10.0	10.0	10.0	10.0	10.0	10.0	10.0	10.0	10.0
Divorce	7.5	7.5	7.5	7.5	7.5	7.5	7.5	7.5	7.5	10.0	10.0

Personal Freedom

132/162 Ranking

Score 5.70

Rule of Law

Procedural Justice	3.8
Civil Justice	-
Criminal Justice	-

Security and Safety

Homicide	8.5
Disappearance, Conflict, Terrorism	7.2
Women's Security, Safety	9.5
	8.8

Movement

Freedom of Domestic Movement	5.0
Freedom of Foreign Movement	0.0
Women's Freedom of Movement	10.0

Religious Freedom

Freedom of Religion	4.7
Religious Organization Repression	3.3
Harassment and Physical Hostilities	2.8
Legal and Regulatory Restrictions	8.2
	4.5

Assoc., Assembly, and Civil Soc.

Civil Society Entry and Exit	1.7
Assembly	2.3
Freedom to Form Political Parties	0.0
Autonomy of Opposition Parties	0.7
Civil Society Repression	2.1
	3.2

Expression and Information

Press Killed	6.3
Press Jailed	10.0
Media Freedom	10.0
Access to Cable and Satellite	0.0
Freedom of Access to Frgn. Info.	7.5
State Control over Internet Access	2.5
	7.5

Identity and Relationships

Legal Gender	8.8
Same-Sex Relationships	-
Divorce	10.0
	7.5

Economic Freedom

99/162 Ranking

Score 6.62

Size of Government

Government Consumption	7.1
Transfer and Subsidies	6.7
Government Enterprises	9.9
Top Marginal Tax Rate	6.5
State Ownership of Assets	10.0
	2.4

Legal System and Prop. Rights

Judicial Independence	4.8
Impartial Courts	4.5
Protection of Prop. Rights	3.9
Military Interference	4.5
Integrity of the Legal System	-
Legal Enforcement of Contracts	3.5
Regulatory Costs	3.1
Reliability of Police	8.5
	5.4

Sound Money

Money Growth	7.5
Standard Deviation of Inflation	6.1
Inflation: Most Recent Year	9.4
Freedom to Own Frgn. Currency	9.6
	5.0

Freedom to Trade Int'l

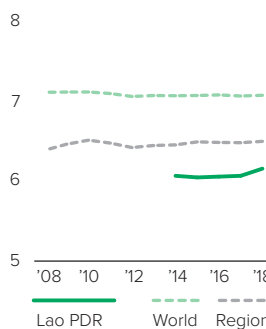
Tariffs	7.3
Regulatory Trade Barriers	8.2
Black-Market Exchange Rates	6.5
Movement of Capital and People	10.0
	4.4

Regulation

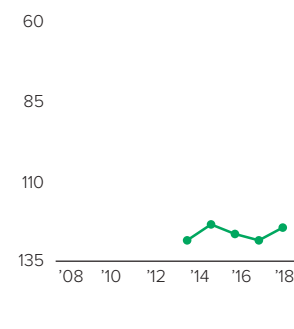
Credit Market Regulations	6.4
Labor Market Regulations	9.1
Business Regulations	4.8
	5.4

Human Freedom

Score over Time



Ranking over Time



LAO PDR

SOUTH ASIA

	2008	2009	2010	2011	2012	2013	2014	2015	2016	2017	2018
Human Freedom	-	-	-	-	-	-	6.07	6.05	6.06	6.07	6.16
Ranking	-	-	-	-	-	-	129	124	127	129	125
Economic Freedom	-	-	-	-	-	-	6.44	6.39	6.43	6.52	6.62
Personal Freedom	-	-	-	-	-	-	5.69	5.71	5.68	5.62	5.70
Rule of Law	-	-	-	-	-	-	4.0	3.9	3.9	3.8	3.8
Procedural Justice	-	-	-	-	-	-	-	-	-	-	-
Civil Justice	-	-	-	-	-	-	-	-	-	-	-
Criminal Justice	-	-	-	-	-	-	-	-	-	-	-
Security and Safety	-	-	-	-	-	-	7.7	7.9	8.0	8.5	8.5
Homicide	-	-	-	-	-	-	7.2	7.2	7.2	7.2	7.2
Disappearance, Conflict, Terrorism	-	-	-	-	-	-	8.5	9.0	9.4	9.5	9.5
Women's Security, Safety	-	-	-	-	-	-	7.5	7.5	7.5	8.8	8.8
Movement	-	-	-	-	-	-	5.0	5.0	5.0	5.0	5.0
Freedom of Domestic Movement	-	-	-	-	-	-	5.0	5.0	0.0	5.0	5.0
Freedom of Foreign Movement	-	-	-	-	-	-	5.0	5.0	10.0	0.0	0.0
Women's Freedom of Movement	-	-	-	-	-	-	5.0	5.0	5.0	10.0	10.0
Religious Freedom	-	-	-	-	-	-	5.1	5.0	4.5	4.5	4.7
Freedom of Religion	-	-	-	-	-	-	2.7	2.7	2.7	2.7	3.3
Religious Organization Repression	-	-	-	-	-	-	2.7	2.7	2.7	2.6	2.8
Harassment and Physical Hostilities	-	-	-	-	-	-	7.9	8.6	8.2	8.2	8.2
Legal and Regulatory Restrictions	-	-	-	-	-	-	6.9	6.0	4.5	4.5	4.5
Assoc., Assembly, and Civil Soc.	-	-	-	-	-	-	1.0	1.0	1.0	1.1	1.7
Civil Society Entry and Exit	-	-	-	-	-	-	1.8	1.8	1.8	1.8	2.3
Assembly	-	-	-	-	-	-	0.0	0.0	0.0	0.0	0.0
Freedom to Form Political Parties	-	-	-	-	-	-	0.7	0.7	0.7	0.7	0.7
Autonomy of Opposition Parties	-	-	-	-	-	-	0.0	0.0	0.0	0.0	2.1
Civil Society Repression	-	-	-	-	-	-	2.6	2.6	2.6	2.9	3.2
Expression and Information	-	-	-	-	-	-	6.5	6.5	6.5	6.3	6.3
Press Killed	-	-	-	-	-	-	10.0	10.0	10.0	10.0	10.0
Press Jailed	-	-	-	-	-	-	10.0	10.0	10.0	10.0	10.0
Media Freedom	-	-	-	-	-	-	1.5	1.5	1.4	0.0	0.0
Access to Cable and Satellite	-	-	-	-	-	-	7.5	7.5	7.5	7.5	7.5
Freedom of Access to Frgn. Info.	-	-	-	-	-	-	2.5	2.5	2.5	2.5	2.5
State Control over Internet Access	-	-	-	-	-	-	7.5	7.5	7.5	7.5	7.5
Identity and Relationships	-	-	-	-	-	-	10.0	10.0	10.0	8.8	8.8
Legal Gender	-	-	-	-	-	-	-	-	-	-	-
Same-Sex Relationships	-	-	-	-	-	-	10.0	10.0	10.0	10.0	10.0
Divorce	-	-	-	-	-	-	10.0	10.0	10.0	7.5	7.5

Personal Freedom

22/162 Ranking

Score 8.78

Rule of Law

Procedural Justice	6.7
Civil Justice	-
Criminal Justice	-

Security and Safety

Homicide	9.4
Disappearance, Conflict, Terrorism	8.2
Women's Security, Safety	10.0

Movement

Freedom of Domestic Movement	10.0
Freedom of Foreign Movement	10.0
Women's Freedom of Movement	10.0

Religious Freedom

Freedom of Religion	8.5
Religious Organization Repression	9.3
Harassment and Physical Hostilities	9.0
Legal and Regulatory Restrictions	9.1
	6.5

Assoc., Assembly, and Civil Soc.

Civil Society Entry and Exit	9.5
Assembly	9.8
Freedom to Form Political Parties	10.0
Autonomy of Opposition Parties	8.3
Civil Society Repression	9.6
	9.8

Expression and Information

Press Killed	9.6
Press Jailed	10.0
Media Freedom	10.0
Access to Cable and Satellite	7.5
Freedom of Access to Frgn. Info.	10.0
State Control over Internet Access	10.0

Identity and Relationships

Legal Gender	10.0
Same-Sex Relationships	10.0
Divorce	10.0

Economic Freedom

19/162 Ranking

Score 7.89

Size of Government

Government Consumption	6.6
Transfer and Subsidies	4.9
Government Enterprises	6.3
Top Marginal Tax Rate	7.4
State Ownership of Assets	4.5
	9.6

Legal System and Prop. Rights

Judicial Independence	6.8
Impartial Courts	6.1
Protection of Prop. Rights	5.3
Military Interference	6.3
Integrity of the Legal System	8.3
Legal Enforcement of Contracts	7.7
Regulatory Costs	5.5
Reliability of Police	9.0
	6.2

Sound Money

Money Growth	9.3
Standard Deviation of Inflation	8.3
Inflation: Most Recent Year	9.3
Freedom to Own Frgn. Currency	9.5
	10.0

Freedom to Trade Int'l

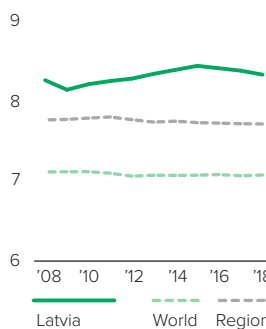
Tariffs	8.6
Regulatory Trade Barriers	8.1
Black-Market Exchange Rates	8.1
Movement of Capital and People	10.0
	8.2

Regulation

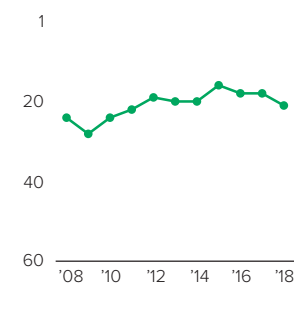
Credit Market Regulations	8.2
Labor Market Regulations	8.9
Business Regulations	7.6
	8.0

Human Freedom

Score over Time



Ranking over Time



LATVIA

EASTERN EUROPE

	2008	2009	2010	2011	2012	2013	2014	2015	2016	2017	2018
Human Freedom Ranking	8.27	8.15	8.22	8.26	8.29	8.35	8.40	8.45	8.42	8.39	8.34
	25	29	25	23	20	21	21	17	19	19	22
Economic Freedom	7.88	7.78	7.74	7.76	7.88	7.97	8.11	8.12	8.02	7.97	7.89
Personal Freedom	8.65	8.52	8.70	8.75	8.69	8.72	8.69	8.77	8.81	8.81	8.78
Rule of Law	6.6	6.6	6.6	6.5	6.4	6.3	6.5	6.5	6.7	6.7	6.7
Procedural Justice	-	-	-	-	-	-	-	-	-	-	-
Civil Justice	-	-	-	-	-	-	-	-	-	-	-
Criminal Justice	-	-	-	-	-	-	-	-	-	-	-
Security and Safety	9.2	9.2	9.6	9.6	9.5	9.7	9.6	9.6	9.6	9.6	9.4
Homicide	8.2	8.0	8.7	8.7	8.6	9.0	8.7	8.7	8.7	8.7	8.2
Disappearance, Conflict, Terrorism	9.5	9.5	10.0	10.0	10.0	10.0	10.0	10.0	10.0	10.0	10.0
Women's Security, Safety	10.0	10.0	10.0	10.0	10.0	10.0	10.0	10.0	10.0	10.0	10.0
Movement	10.0	10.0	10.0	10.0	10.0	10.0	10.0	10.0	10.0	10.0	10.0
Freedom of Domestic Movement	10.0	10.0	10.0	10.0	10.0	10.0	10.0	10.0	10.0	10.0	10.0
Freedom of Foreign Movement	10.0	10.0	10.0	10.0	10.0	10.0	10.0	10.0	10.0	10.0	10.0
Women's Freedom of Movement	10.0	10.0	10.0	10.0	10.0	10.0	10.0	10.0	10.0	10.0	10.0
Religious Freedom	8.5	8.0	8.3	8.5	8.3	8.1	7.7	8.5	8.3	8.5	8.5
Freedom of Religion	9.0	9.0	9.8	9.8	9.8	9.5	9.5	9.5	9.3	9.3	9.3
Religious Organization Repression	8.8	8.8	8.8	8.8	8.8	8.3	8.3	8.2	8.2	9.0	9.0
Harassment and Physical Hostilities	9.0	8.6	8.1	8.5	8.9	9.0	8.0	9.1	9.1	9.1	9.1
Legal and Regulatory Restrictions	7.3	5.5	6.4	6.7	5.7	5.5	5.2	7.1	6.5	6.5	6.5
Assoc., Assembly, and Civil Soc.	8.7	8.7	8.8	9.3	9.3	9.5	9.5	9.5	9.5	9.5	9.5
Civil Society Entry and Exit	8.8	8.8	9.0	9.0	9.0	9.9	9.9	9.9	10.0	9.8	9.8
Assembly	7.5	7.5	7.5	10.0	10.0	10.0	10.0	10.0	10.0	10.0	10.0
Freedom to Form Political Parties	8.0	8.0	8.0	8.0	8.0	8.2	8.2	8.2	8.0	8.0	8.3
Autonomy of Opposition Parties	9.5	9.5	9.5	9.5	9.5	9.5	9.5	9.5	9.7	9.6	9.6
Civil Society Repression	9.9	9.9	9.9	9.9	9.9	9.8	9.8	9.8	10.0	10.0	9.8
Expression and Information	9.7	9.1	9.6	9.6	9.6	9.6	9.6	9.6	9.6	9.6	9.6
Press Killed	10.0	10.0	10.0	10.0	10.0	10.0	10.0	10.0	10.0	10.0	10.0
Press Jailed	10.0	10.0	10.0	10.0	10.0	10.0	10.0	10.0	10.0	10.0	10.0
Media Freedom	8.0	4.4	7.6	7.5	7.5	7.6	7.6	7.6	7.8	7.5	7.5
Access to Cable and Satellite	10.0	10.0	10.0	10.0	10.0	10.0	10.0	10.0	10.0	10.0	10.0
Freedom of Access to Frgn. Info.	10.0	10.0	10.0	10.0	10.0	10.0	10.0	10.0	10.0	10.0	10.0
State Control over Internet Access	10.0	10.0	10.0	10.0	10.0	10.0	10.0	10.0	10.0	10.0	10.0
Identity and Relationships	10.0	10.0	10.0	10.0	10.0	10.0	10.0	10.0	10.0	10.0	10.0
Legal Gender	-	-	-	-	-	-	-	10.0	10.0	10.0	10.0
Same-Sex Relationships	10.0	10.0	10.0	10.0	10.0	10.0	10.0	10.0	10.0	10.0	10.0
Divorce	10.0	10.0	10.0	10.0	10.0	10.0	10.0	10.0	10.0	10.0	10.0

LEBANON

MIDDLE EAST & NORTH AFRICA

Ranking

97

Score

6.70

Personal Freedom

103/162 Ranking

Score 6.52

Rule of Law

Procedural Justice	4.8
Civil Justice	4.2
Criminal Justice	3.5

Security and Safety

Homicide	9.0
Disappearance, Conflict, Terrorism	7.5
Women's Security, Safety	6.3

Movement

Freedom of Domestic Movement	10.0
Freedom of Foreign Movement	10.0
Women's Freedom of Movement	10.0

Religious Freedom

Freedom of Religion	6.7
Religious Organization Repression	7.8
Harassment and Physical Hostilities	7.9
Legal and Regulatory Restrictions	6.0

Assoc., Assembly, and Civil Soc.

Civil Society Entry and Exit	6.9
Assembly	10.0
Freedom to Form Political Parties	8.3
Autonomy of Opposition Parties	6.0
Civil Society Repression	5.7

Expression and Information

Press Killed	10.0
Press Jailed	8.5
Media Freedom	5.0
Access to Cable and Satellite	10.0
Freedom of Access to Frgn. Info.	10.0
State Control over Internet Access	10.0

Identity and Relationships

Legal Gender	-
Same-Sex Relationships	5.0
Divorce	0.0

Economic Freedom

83/162 Ranking

Score 6.88

Size of Government

Government Consumption	7.6
Transfer and Subsidies	8.0
Government Enterprises	10.0
Top Marginal Tax Rate	9.5
State Ownership of Assets	6.3

Legal System and Prop. Rights

Judicial Independence	3.6
Impartial Courts	3.7
Protection of Prop. Rights	5.3
Military Interference	3.3
Integrity of the Legal System	5.8
Legal Enforcement of Contracts	3.2
Regulatory Costs	7.3
Reliability of Police	4.6

Sound Money

Money Growth	8.3
Standard Deviation of Inflation	8.9
Inflation: Most Recent Year	8.8
Freedom to Own Frgn. Currency	10.0

Freedom to Trade Int'l

Tariffs	7.8
Regulatory Trade Barriers	4.0
Black-Market Exchange Rates	10.0
Movement of Capital and People	5.1

Regulation

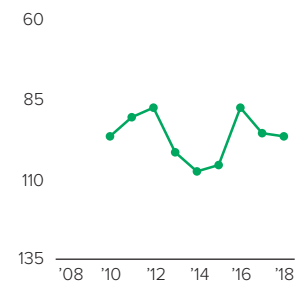
Credit Market Regulations	6.7
Labor Market Regulations	7.5
Business Regulations	5.3

Human Freedom

Score over Time



Ranking over Time



LEBANON

MIDDLE EAST & NORTH AFRICA

	2008	2009	2010	2011	2012	2013	2014	2015	2016	2017	2018
Human Freedom Ranking	-	-	6.74	6.84	6.84	6.65	6.45	6.52	6.78	6.73	6.70
	-	-	97	91	88	102	108	106	88	96	97
Economic Freedom	-	-	7.13	7.23	7.07	7.12	7.08	7.06	7.07	6.95	6.88
Personal Freedom	-	-	6.34	6.45	6.60	6.17	5.81	5.97	6.49	6.50	6.52
Rule of Law	-	-	5.3	5.3	4.9	4.9	4.5	4.1	4.3	4.3	4.2
Procedural Justice	-	-	6.4	6.4	6.1	5.0	4.4	4.6	4.6	4.5	4.8
Civil Justice	-	-	4.5	4.5	4.5	4.5	4.8	4.7	4.7	4.4	4.2
Criminal Justice	-	-	4.9	4.9	4.2	3.9	3.1	3.7	3.7	3.8	3.5
Security and Safety	-	-	8.1	7.8	7.9	5.9	5.3	5.9	7.0	7.0	7.6
Homicide	-	-	8.5	8.5	8.4	8.2	8.3	8.4	8.4	8.4	9.0
Disappearance, Conflict, Terrorism	-	-	8.4	7.3	7.6	4.5	2.6	4.4	7.7	6.2	7.5
Women's Security, Safety	-	-	7.5	7.5	7.5	5.0	5.0	5.0	5.0	6.3	6.3
Movement	-	-	5.0	5.0	8.3	8.3	5.0	6.7	8.3	10.0	10.0
Freedom of Domestic Movement	-	-	5.0	5.0	10.0	10.0	5.0	5.0	10.0	10.0	10.0
Freedom of Foreign Movement	-	-	5.0	5.0	10.0	10.0	5.0	10.0	10.0	10.0	10.0
Women's Freedom of Movement	-	-	5.0	5.0	5.0	5.0	5.0	5.0	5.0	10.0	10.0
Religious Freedom	-	-	8.3	8.3	8.5	8.2	8.1	7.7	7.7	7.3	7.1
Freedom of Religion	-	-	7.6	7.6	8.3	8.1	8.1	6.8	7.8	7.9	6.7
Religious Organization Repression	-	-	8.9	8.9	8.9	8.3	8.4	8.9	8.9	7.5	7.8
Harassment and Physical Hostilities	-	-	9.0	9.3	9.1	8.8	9.1	8.3	7.9	7.9	7.9
Legal and Regulatory Restrictions	-	-	8.0	7.6	7.7	7.7	6.9	6.8	6.0	6.0	6.0
Assoc., Assembly, and Civil Soc.	-	-	8.0	8.1	8.1	7.8	7.8	7.6	7.6	7.4	7.4
Civil Society Entry and Exit	-	-	8.1	8.4	8.4	7.6	7.6	7.7	7.6	6.8	6.9
Assembly	-	-	10.0	10.0	10.0	10.0	10.0	10.0	10.0	10.0	10.0
Freedom to Form Political Parties	-	-	8.7	8.6	8.7	8.5	8.5	8.5	8.4	8.3	8.3
Autonomy of Opposition Parties	-	-	6.1	6.5	6.5	6.5	6.5	6.5	5.9	6.0	6.0
Civil Society Repression	-	-	6.8	6.9	6.9	6.5	6.5	5.2	6.2	5.8	5.7
Expression and Information	-	-	7.2	9.1	7.9	9.1	9.0	9.0	9.0	9.6	8.9
Press Killed	-	-	2.3	10.0	3.2	10.0	10.0	10.0	10.0	10.0	10.0
Press Jailed	-	-	10.0	10.0	10.0	10.0	10.0	10.0	10.0	10.0	8.5
Media Freedom	-	-	4.4	4.6	4.4	4.4	4.0	3.9	4.0	7.5	5.0
Access to Cable and Satellite	-	-	10.0	10.0	10.0	10.0	10.0	10.0	10.0	10.0	10.0
Freedom of Access to Frgn. Info.	-	-	10.0	10.0	10.0	10.0	10.0	10.0	10.0	10.0	10.0
State Control over Internet Access	-	-	6.7	10.0	10.0	10.0	10.0	10.0	10.0	10.0	10.0
Identity and Relationships	-	-	1.3	1.3	1.3	1.3	3.8	3.8	3.8	2.5	2.5
Legal Gender	-	-	-	-	-	-	-	-	-	-	-
Same-Sex Relationships	-	-	0.0	0.0	0.0	0.0	5.0	5.0	5.0	5.0	5.0
Divorce	-	-	2.5	2.5	2.5	2.5	2.5	2.5	2.5	0.0	0.0

Personal Freedom

100/162 Ranking

Score 6.55

Rule of Law 4.6

Procedural Justice	-
Civil Justice	-
Criminal Justice	-

Security and Safety 5.5

Homicide	0.0
Disappearance, Conflict, Terrorism	9.0
Women's Security, Safety	7.5

Movement 10.0

Freedom of Domestic Movement	10.0
Freedom of Foreign Movement	10.0
Women's Freedom of Movement	10.0

Religious Freedom 8.7

Freedom of Religion	7.1
Religious Organization Repression	9.1
Harassment and Physical Hostilities	9.7
Legal and Regulatory Restrictions	8.8

Assoc., Assembly, and Civil Soc. 8.3

Civil Society Entry and Exit	8.9
Assembly	-
Freedom to Form Political Parties	8.1
Autonomy of Opposition Parties	8.4
Civil Society Repression	7.7

Expression and Information 8.3

Press Killed	10.0
Press Jailed	10.0
Media Freedom	5.0
Access to Cable and Satellite	-
Freedom of Access to Frgn. Info.	-
State Control over Internet Access	-

Identity and Relationships 5.0

Legal Gender	0.0
Same-Sex Relationships	10.0
Divorce	5.0

Economic Freedom

96/162 Ranking

Score 6.65

Size of Government 6.2

Government Consumption	2.4
Transfer and Subsidies	9.1
Government Enterprises	3.4
Top Marginal Tax Rate	8.0
State Ownership of Assets	8.0

Legal System and Prop. Rights 4.9

Judicial Independence	4.8
Impartial Courts	4.3
Protection of Prop. Rights	5.0
Military Interference	-
Integrity of the Legal System	5.6
Legal Enforcement of Contracts	3.9
Regulatory Costs	6.5
Reliability of Police	6.4

Sound Money 8.0

Money Growth	9.6
Standard Deviation of Inflation	8.2
Inflation: Most Recent Year	9.2
Freedom to Own Frgn. Currency	5.0

Freedom to Trade Int'l 6.6

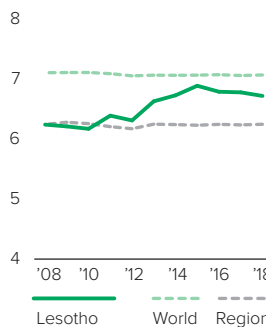
Tariffs	7.1
Regulatory Trade Barriers	6.6
Black-Market Exchange Rates	10.0
Movement of Capital and People	2.8

Regulation 7.5

Credit Market Regulations	9.7
Labor Market Regulations	6.6
Business Regulations	6.3

Human Freedom

Score over Time



Ranking over Time



LESOTHO

SUB-SAHARAN AFRICA

	2008	2009	2010	2011	2012	2013	2014	2015	2016	2017	2018
Human Freedom Ranking	6.25	6.22	6.18	6.40	6.32	6.64	6.74	6.76	6.66	6.66	6.60
	110	112	122	110	112	104	96	89	101	101	102
Economic Freedom	6.23	6.24	6.17	6.35	6.27	6.54	6.57	6.71	6.59	6.67	6.65
Personal Freedom	6.27	6.19	6.18	6.45	6.36	6.74	6.91	6.80	6.72	6.65	6.55
Rule of Law	5.2	5.2	5.1	5.1	4.8	4.9	4.8	4.9	4.9	4.7	4.6
Procedural Justice	0.0	0.0	0.0	-	-	-	-	-	-	-	-
Civil Justice	0.0	0.0	0.0	-	-	-	-	-	-	-	-
Criminal Justice	0.0	0.0	0.0	-	-	-	-	-	-	-	-
Security and Safety	4.2	4.0	4.0	4.4	4.4	5.7	5.5	5.6	5.3	5.7	5.5
Homicide	0.0	0.0	0.0	0.0	0.0	0.0	0.0	0.0	0.0	0.0	0.0
Disappearance, Conflict, Terrorism	10.0	9.5	9.5	9.5	9.5	9.5	9.0	9.4	8.5	9.5	9.0
Women's Security, Safety	2.5	2.5	2.5	3.8	3.8	7.5	7.5	7.5	7.5	7.5	7.5
Movement	8.3	8.3	8.3	10.0	10.0	10.0	10.0	10.0	10.0	10.0	10.0
Freedom of Domestic Movement	10.0	10.0	10.0	10.0	10.0	10.0	10.0	10.0	10.0	10.0	10.0
Freedom of Foreign Movement	10.0	10.0	10.0	10.0	10.0	10.0	10.0	10.0	10.0	10.0	10.0
Women's Freedom of Movement	5.0	5.0	5.0	10.0	10.0	10.0	10.0	10.0	10.0	10.0	10.0
Religious Freedom	7.9	7.8	7.6	7.5	7.4	7.8	7.6	8.8	8.9	8.7	8.7
Freedom of Religion	7.8	7.8	8.1	8.1	8.1	8.4	8.4	8.4	8.4	7.5	7.1
Religious Organization Repression	7.9	7.9	7.8	7.8	7.8	8.8	8.8	8.8	8.8	8.9	9.1
Harassment and Physical Hostilities	8.4	9.1	8.0	7.6	6.9	7.6	6.9	9.8	9.7	9.7	9.7
Legal and Regulatory Restrictions	7.7	6.6	6.3	6.5	6.8	6.3	6.5	8.2	8.8	8.8	8.8
Assoc., Assembly, and Civil Soc.	8.4	8.4	8.4	8.4	8.4	8.5	8.5	8.5	8.5	8.5	8.3
Civil Society Entry and Exit	9.1	9.1	9.1	9.1	9.1	9.2	9.2	9.2	9.2	9.2	8.9
Assembly	-	-	-	-	-	-	-	-	-	-	-
Freedom to Form Political Parties	8.2	8.2	8.2	8.2	8.2	8.1	8.1	8.1	8.1	8.1	8.1
Autonomy of Opposition Parties	8.4	8.4	8.4	8.4	8.4	8.4	8.4	8.4	8.4	8.4	8.4
Civil Society Repression	8.0	8.0	8.0	8.0	8.0	8.1	8.1	8.1	8.1	8.1	7.7
Expression and Information	8.4	8.1	8.4	8.4	8.4	8.5	8.5	8.4	8.4	8.3	8.3
Press Killed	10.0	10.0	10.0	10.0	10.0	10.0	10.0	10.0	10.0	10.0	10.0
Press Jailed	10.0	10.0	10.0	10.0	10.0	10.0	10.0	10.0	10.0	10.0	10.0
Media Freedom	5.3	4.3	5.3	5.3	5.3	5.6	5.5	5.3	5.1	5.0	5.0
Access to Cable and Satellite	-	-	-	-	-	-	-	-	-	-	-
Freedom of Access to Frgn. Info.	-	-	-	-	-	-	-	-	-	-	-
State Control over Internet Access	-	-	-	-	-	-	-	-	-	-	-
Identity and Relationships	6.3	6.3	6.3	6.3	6.3	6.3	8.8	5.8	5.8	5.0	5.0
Legal Gender	-	-	-	-	-	-	-	0.0	0.0	0.0	0.0
Same-Sex Relationships	5.0	5.0	5.0	5.0	5.0	5.0	10.0	10.0	10.0	10.0	10.0
Divorce	7.5	7.5	7.5	7.5	7.5	7.5	7.5	7.5	7.5	5.0	5.0

LIBERIA

SUB-SAHARAN AFRICA

Ranking

112

Score

6.40

Personal Freedom

104/162 Ranking

Score 6.51

Rule of Law 4.0

Procedural Justice	4.5
Civil Justice	4.4
Criminal Justice	3.1

Security and Safety 7.8

Homicide	8.7
Disappearance, Conflict, Terrorism	9.5
Women's Security, Safety	5.3

Movement 8.3

Freedom of Domestic Movement	5.0
Freedom of Foreign Movement	10.0
Women's Freedom of Movement	10.0

Religious Freedom 8.6

Freedom of Religion	7.1
Religious Organization Repression	8.9
Harassment and Physical Hostilities	9.4
Legal and Regulatory Restrictions	9.0

Assoc., Assembly, and Civil Soc. 9.0

Civil Society Entry and Exit	10.0
Assembly	-
Freedom to Form Political Parties	8.4
Autonomy of Opposition Parties	8.1
Civil Society Repression	9.6

Expression and Information 8.3

Press Killed	10.0
Press Jailed	10.0
Media Freedom	5.0
Access to Cable and Satellite	-
Freedom of Access to Frgn. Info.	-
State Control over Internet Access	-

Identity and Relationships 1.3

Legal Gender	-
Same-Sex Relationships	0.0
Divorce	2.5

Economic Freedom

118/162 Ranking

Score 6.28

Size of Government 6.5

Government Consumption	8.6
Transfer and Subsidies	8.6
Government Enterprises	0.0
Top Marginal Tax Rate	8.5
State Ownership of Assets	6.5

Legal System and Prop. Rights 4.3

Judicial Independence	4.7
Impartial Courts	3.6
Protection of Prop. Rights	4.5
Military Interference	5.0
Integrity of the Legal System	4.5
Legal Enforcement of Contracts	2.9
Regulatory Costs	4.8
Reliability of Police	4.4

Sound Money 8.1

Money Growth	8.3
Standard Deviation of Inflation	8.8
Inflation: Most Recent Year	5.3
Freedom to Own Frgn. Currency	10.0

Freedom to Trade Int'l 6.4

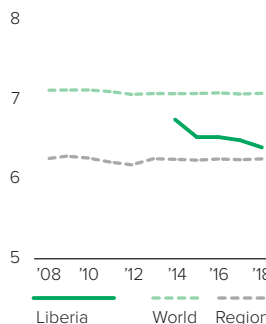
Tariffs	7.3
Regulatory Trade Barriers	2.3
Black-Market Exchange Rates	10.0
Movement of Capital and People	5.8

Regulation 6.2

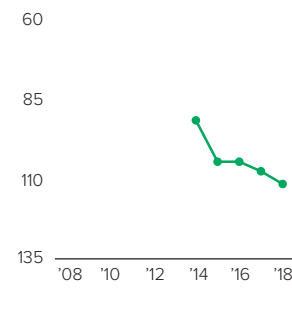
Credit Market Regulations	5.7
Labor Market Regulations	6.4
Business Regulations	6.6

Human Freedom

Score over Time



Ranking over Time



LIBERIA

SUB-SAHARAN AFRICA

	2008	2009	2010	2011	2012	2013	2014	2015	2016	2017	2018
Human Freedom	-	-	-	-	-	-	6.75	6.53	6.53	6.49	6.40
Ranking	-	-	-	-	-	-	92	105	105	108	112
Economic Freedom	-	-	-	-	-	-	7.06	6.70	6.67	6.51	6.28
Personal Freedom	-	-	-	-	-	-	6.44	6.36	6.38	6.46	6.51
Rule of Law	-	-	-	-	-	-	4.1	3.7	3.8	3.8	4.0
Procedural Justice	-	-	-	-	-	-	4.0	4.0	4.0	4.4	4.5
Civil Justice	-	-	-	-	-	-	4.5	4.3	4.3	4.4	4.4
Criminal Justice	-	-	-	-	-	-	2.6	3.1	3.1	3.2	3.1
Security and Safety	-	-	-	-	-	-	7.6	7.6	7.6	7.7	7.8
Homicide	-	-	-	-	-	-	8.7	8.7	8.7	8.7	8.7
Disappearance, Conflict, Terrorism	-	-	-	-	-	-	9.5	9.5	9.5	9.5	9.5
Women's Security, Safety	-	-	-	-	-	-	4.6	4.6	4.6	5.0	5.3
Movement	-	-	-	-	-	-	6.7	6.7	6.7	8.3	8.3
Freedom of Domestic Movement	-	-	-	-	-	-	5.0	5.0	5.0	5.0	5.0
Freedom of Foreign Movement	-	-	-	-	-	-	10.0	10.0	10.0	10.0	10.0
Women's Freedom of Movement	-	-	-	-	-	-	5.0	5.0	5.0	10.0	10.0
Religious Freedom	-	-	-	-	-	-	9.1	9.0	9.1	9.1	8.6
Freedom of Religion	-	-	-	-	-	-	9.1	9.1	9.1	8.9	7.1
Religious Organization Repression	-	-	-	-	-	-	9.1	9.1	9.1	9.0	8.9
Harassment and Physical Hostilities	-	-	-	-	-	-	9.7	9.2	9.4	9.4	9.4
Legal and Regulatory Restrictions	-	-	-	-	-	-	8.5	8.8	9.0	9.0	9.0
Assoc., Assembly, and Civil Soc.	-	-	-	-	-	-	8.9	8.9	8.9	8.8	9.0
Civil Society Entry and Exit	-	-	-	-	-	-	10.0	10.0	10.0	10.0	10.0
Assembly	-	-	-	-	-	-	-	-	-	-	-
Freedom to Form Political Parties	-	-	-	-	-	-	8.5	8.5	8.5	8.4	8.4
Autonomy of Opposition Parties	-	-	-	-	-	-	8.2	8.2	8.2	7.9	8.1
Civil Society Repression	-	-	-	-	-	-	8.9	8.9	8.9	9.0	9.6
Expression and Information	-	-	-	-	-	-	8.1	8.2	8.1	8.3	8.3
Press Killed	-	-	-	-	-	-	10.0	10.0	10.0	10.0	10.0
Press Jailed	-	-	-	-	-	-	10.0	10.0	10.0	10.0	10.0
Media Freedom	-	-	-	-	-	-	4.4	4.7	4.4	5.0	5.0
Access to Cable and Satellite	-	-	-	-	-	-	-	-	-	-	-
Freedom of Access to Frgn. Info.	-	-	-	-	-	-	-	-	-	-	-
State Control over Internet Access	-	-	-	-	-	-	-	-	-	-	-
Identity and Relationships	-	-	-	-	-	-	2.5	2.5	2.5	1.3	1.3
Legal Gender	-	-	-	-	-	-	-	-	-	-	-
Same-Sex Relationships	-	-	-	-	-	-	0.0	0.0	0.0	0.0	0.0
Divorce	-	-	-	-	-	-	5.0	5.0	5.0	2.5	2.5

LIBYA

MIDDLE EAST & NORTH AFRICA

Ranking

156

Score

4.83

Personal Freedom

152/162 Ranking

Score 4.93

Rule of Law 2.2

Procedural Justice	-
Civil Justice	-
Criminal Justice	-

Security and Safety 7.1

Homicide	9.0
Disappearance, Conflict, Terrorism	3.6
Women's Security, Safety	8.8

Movement 5.8

Freedom of Domestic Movement	5.0
Freedom of Foreign Movement	5.0
Women's Freedom of Movement	7.5

Religious Freedom 4.7

Freedom of Religion	0.7
Religious Organization Repression	4.6
Harassment and Physical Hostilities	7.5
Legal and Regulatory Restrictions	5.8

Assoc., Assembly, and Civil Soc. 5.4

Civil Society Entry and Exit	6.5
Assembly	2.5
Freedom to Form Political Parties	5.6
Autonomy of Opposition Parties	6.6
Civil Society Repression	5.9

Expression and Information 6.3

Press Killed	5.0
Press Jailed	10.0
Media Freedom	2.5
Access to Cable and Satellite	7.5
Freedom of Access to Frgn. Info.	7.5
State Control over Internet Access	5.0

Identity and Relationships 3.8

Legal Gender	-
Same-Sex Relationships	0.0
Divorce	7.5

Economic Freedom

160/162 Ranking

Score 4.72

Size of Government 4.7

Government Consumption	0.0
Transfer and Subsidies	-
Government Enterprises	-
Top Marginal Tax Rate	9.5
State Ownership of Assets	4.6

Legal System and Prop. Rights 3.8

Judicial Independence	3.6
Impartial Courts	2.6
Protection of Prop. Rights	4.1
Military Interference	5.0
Integrity of the Legal System	5.5
Legal Enforcement of Contracts	3.6
Regulatory Costs	-
Reliability of Police	4.7

Sound Money 7.2

Money Growth	7.2
Standard Deviation of Inflation	3.3
Inflation: Most Recent Year	8.1
Freedom to Own Frgn. Currency	10.0

Freedom to Trade Int'l 2.0

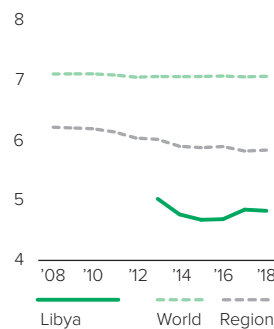
Tariffs	-
Regulatory Trade Barriers	5.0
Black-Market Exchange Rates	0.0
Movement of Capital and People	0.9

Regulation 6.0

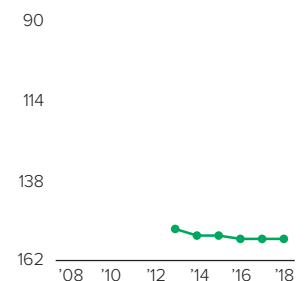
Credit Market Regulations	8.5
Labor Market Regulations	6.8
Business Regulations	2.7

Human Freedom

Score over Time



Ranking over Time



	2008	2009	2010	2011	2012	2013	2014	2015	2016	2017	2018
Human Freedom	-	-	-	-	-	5.03	4.77	4.68	4.69	4.85	4.83
Ranking	-	-	-	-	-	153	155	155	156	156	156
Economic Freedom	-	-	-	-	-	5.09	5.11	5.10	5.02	4.60	4.72
Personal Freedom	-	-	-	-	-	4.97	4.43	4.26	4.35	5.10	4.93
Rule of Law	-	-	-	-	-	3.2	2.8	2.6	2.3	2.3	2.2
Procedural Justice	-	-	-	-	-	-	-	-	-	-	-
Civil Justice	-	-	-	-	-	-	-	-	-	-	-
Criminal Justice	-	-	-	-	-	-	-	-	-	-	-
Security and Safety	-	-	-	-	-	5.8	5.0	5.0	5.3	6.9	7.1
Homicide	-	-	-	-	-	9.0	9.0	9.0	9.0	9.0	9.0
Disappearance, Conflict, Terrorism	-	-	-	-	-	3.5	1.0	1.0	2.0	2.9	3.6
Women's Security, Safety	-	-	-	-	-	5.0	5.0	5.0	5.0	8.8	8.8
Movement	-	-	-	-	-	5.0	5.0	5.0	6.7	5.8	5.8
Freedom of Domestic Movement	-	-	-	-	-	5.0	5.0	5.0	10.0	5.0	5.0
Freedom of Foreign Movement	-	-	-	-	-	5.0	5.0	5.0	5.0	5.0	5.0
Women's Freedom of Movement	-	-	-	-	-	5.0	5.0	5.0	5.0	7.5	7.5
Religious Freedom	-	-	-	-	-	6.2	6.4	5.2	5.1	5.1	4.7
Freedom of Religion	-	-	-	-	-	0.6	1.0	1.3	1.3	0.8	0.7
Religious Organization Repression	-	-	-	-	-	5.8	5.8	5.8	5.8	6.2	4.6
Harassment and Physical Hostilities	-	-	-	-	-	9.4	9.8	7.6	7.5	7.5	7.5
Legal and Regulatory Restrictions	-	-	-	-	-	9.0	8.9	6.1	5.8	5.8	5.8
Assoc., Assembly, and Civil Soc.	-	-	-	-	-	7.1	5.9	6.1	6.1	6.2	5.4
Civil Society Entry and Exit	-	-	-	-	-	8.6	8.3	7.9	7.9	8.4	6.5
Assembly	-	-	-	-	-	7.5	2.5	2.5	2.5	2.5	2.5
Freedom to Form Political Parties	-	-	-	-	-	6.3	5.8	6.1	6.1	6.1	5.6
Autonomy of Opposition Parties	-	-	-	-	-	6.6	6.6	6.6	6.6	6.6	6.6
Civil Society Repression	-	-	-	-	-	6.4	6.5	7.5	7.5	7.5	5.9
Expression and Information	-	-	-	-	-	7.6	6.1	6.1	5.3	7.1	6.3
Press Killed	-	-	-	-	-	4.6	4.6	4.7	0.0	10.0	5.0
Press Jailed	-	-	-	-	-	10.0	10.0	10.0	10.0	10.0	10.0
Media Freedom	-	-	-	-	-	3.7	2.2	2.1	2.0	2.5	2.5
Access to Cable and Satellite	-	-	-	-	-	10.0	7.5	7.5	7.5	7.5	7.5
Freedom of Access to Frgn. Info.	-	-	-	-	-	10.0	7.5	7.5	7.5	7.5	7.5
State Control over Internet Access	-	-	-	-	-	7.5	5.0	5.0	5.0	5.0	5.0
Identity and Relationships	-	-	-	-	-	1.3	1.3	1.3	1.3	3.8	3.8
Legal Gender	-	-	-	-	-	-	-	-	-	-	-
Same-Sex Relationships	-	-	-	-	-	0.0	0.0	0.0	0.0	0.0	0.0
Divorce	-	-	-	-	-	2.5	2.5	2.5	2.5	7.5	7.5

LITHUANIA

EASTERN EUROPE

Ranking

21

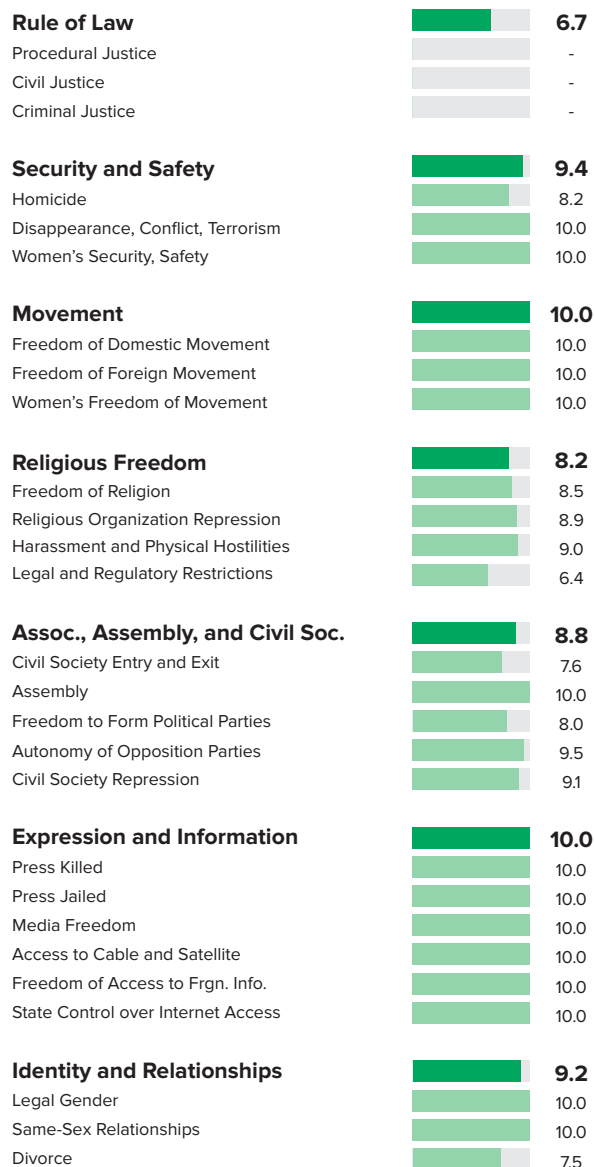
Score

8.37

Personal Freedom

30/162 Ranking

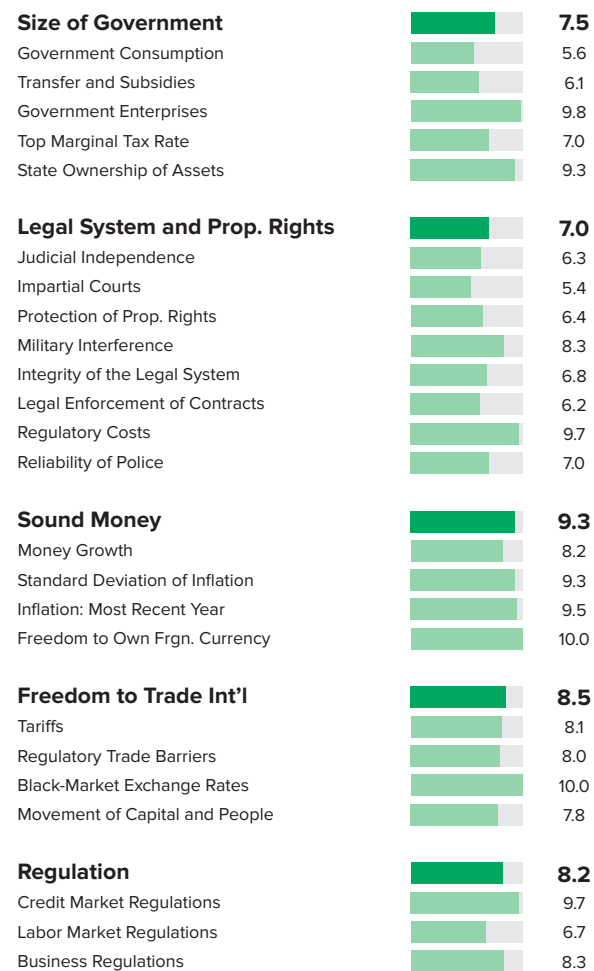
Score 8.64



Economic Freedom

11/162 Ranking

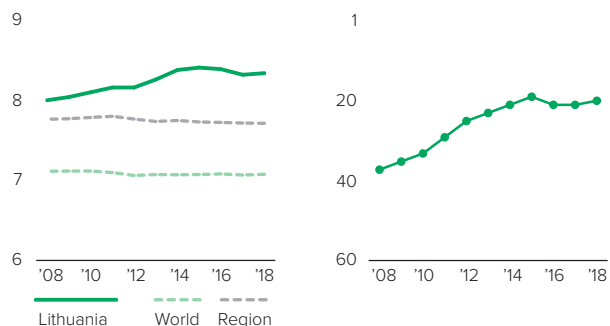
Score 8.10



Human Freedom

Score over Time

Ranking over Time



LITHUANIA

EASTERN EUROPE

	2008	2009	2010	2011	2012	2013	2014	2015	2016	2017	2018
Human Freedom Ranking	8.01	8.05	8.11	8.17	8.17	8.27	8.39	8.42	8.40	8.35	8.37
	38	36	34	30	26	24	22	20	22	22	21
Economic Freedom	7.49	7.48	7.58	7.65	7.69	7.94	8.12	8.07	8.09	8.05	8.10
Personal Freedom	8.53	8.62	8.63	8.68	8.64	8.60	8.66	8.76	8.70	8.65	8.64
Rule of Law	6.5	6.5	6.6	6.6	6.5	6.4	6.6	6.9	6.8	6.8	6.7
Procedural Justice	-	-	-	-	-	-	-	-	-	-	-
Civil Justice	-	-	-	-	-	-	-	-	-	-	-
Criminal Justice	-	-	-	-	-	-	-	-	-	-	-
Security and Safety	8.8	8.9	9.1	9.1	9.1	9.1	9.3	9.2	9.3	9.4	9.4
Homicide	6.3	6.8	7.2	7.3	7.3	7.4	7.9	7.7	7.9	8.2	8.2
Disappearance, Conflict, Terrorism	10.0	10.0	10.0	10.0	10.0	10.0	10.0	10.0	10.0	10.0	10.0
Women's Security, Safety	10.0	10.0	10.0	10.0	10.0	10.0	10.0	10.0	10.0	10.0	10.0
Movement	10.0	10.0	10.0	10.0	10.0	10.0	10.0	10.0	10.0	10.0	10.0
Freedom of Domestic Movement	10.0	10.0	10.0	10.0	10.0	10.0	10.0	10.0	10.0	10.0	10.0
Freedom of Foreign Movement	10.0	10.0	10.0	10.0	10.0	10.0	10.0	10.0	10.0	10.0	10.0
Women's Freedom of Movement	10.0	10.0	10.0	10.0	10.0	10.0	10.0	10.0	10.0	10.0	10.0
Religious Freedom	8.8	9.1	9.0	8.9	8.7	8.5	8.5	8.8	8.2	8.2	8.2
Freedom of Religion	9.8	9.8	9.8	9.8	9.8	9.8	9.8	9.8	8.5	8.5	8.5
Religious Organization Repression	9.2	9.2	9.2	9.2	9.2	9.1	9.1	9.1	8.9	8.9	8.9
Harassment and Physical Hostilities	9.4	9.5	9.6	9.4	9.4	9.0	9.1	9.0	9.0	9.0	9.0
Legal and Regulatory Restrictions	7.0	8.1	7.3	7.2	6.3	6.3	6.1	7.6	6.4	6.4	6.4
Assoc., Assembly, and Civil Soc.	8.6	8.6	8.6	9.1	9.1	8.9	8.9	8.9	8.8	8.7	8.8
Civil Society Entry and Exit	7.8	7.8	7.8	7.8	7.8	7.6	7.6	7.6	7.6	7.3	7.6
Assembly	7.5	7.5	7.5	10.0	10.0	10.0	10.0	10.0	10.0	10.0	10.0
Freedom to Form Political Parties	7.9	7.9	7.9	7.9	7.9	8.0	8.0	8.0	8.0	8.0	8.0
Autonomy of Opposition Parties	9.7	9.7	9.7	9.7	9.7	9.6	9.6	9.6	9.5	9.5	9.5
Civil Society Repression	10.0	10.0	10.0	10.0	10.0	9.1	9.1	9.1	9.1	8.6	9.1
Expression and Information	9.7	9.9	9.7	9.7	9.7	9.7	9.6	9.7	9.7	10.0	10.0
Press Killed	10.0	10.0	10.0	10.0	10.0	10.0	10.0	10.0	10.0	10.0	10.0
Press Jailed	10.0	10.0	10.0	10.0	10.0	10.0	10.0	10.0	10.0	10.0	10.0
Media Freedom	8.3	9.3	8.0	8.0	8.0	8.0	7.8	8.1	8.3	10.0	10.0
Access to Cable and Satellite	10.0	10.0	10.0	10.0	10.0	10.0	10.0	10.0	10.0	10.0	10.0
Freedom of Access to Frgn. Info.	10.0	10.0	10.0	10.0	10.0	10.0	10.0	10.0	10.0	10.0	10.0
State Control over Internet Access	10.0	10.0	10.0	10.0	10.0	10.0	10.0	10.0	10.0	10.0	10.0
Identity and Relationships	10.0	10.0	10.0	10.0	10.0	10.0	10.0	10.0	10.0	9.2	9.2
Legal Gender	-	-	-	-	-	-	-	10.0	10.0	10.0	10.0
Same-Sex Relationships	10.0	10.0	10.0	10.0	10.0	10.0	10.0	10.0	10.0	10.0	10.0
Divorce	10.0	10.0	10.0	10.0	10.0	10.0	10.0	10.0	10.0	7.5	7.5

LUXEMBOURG

WESTERN EUROPE

Ranking

11

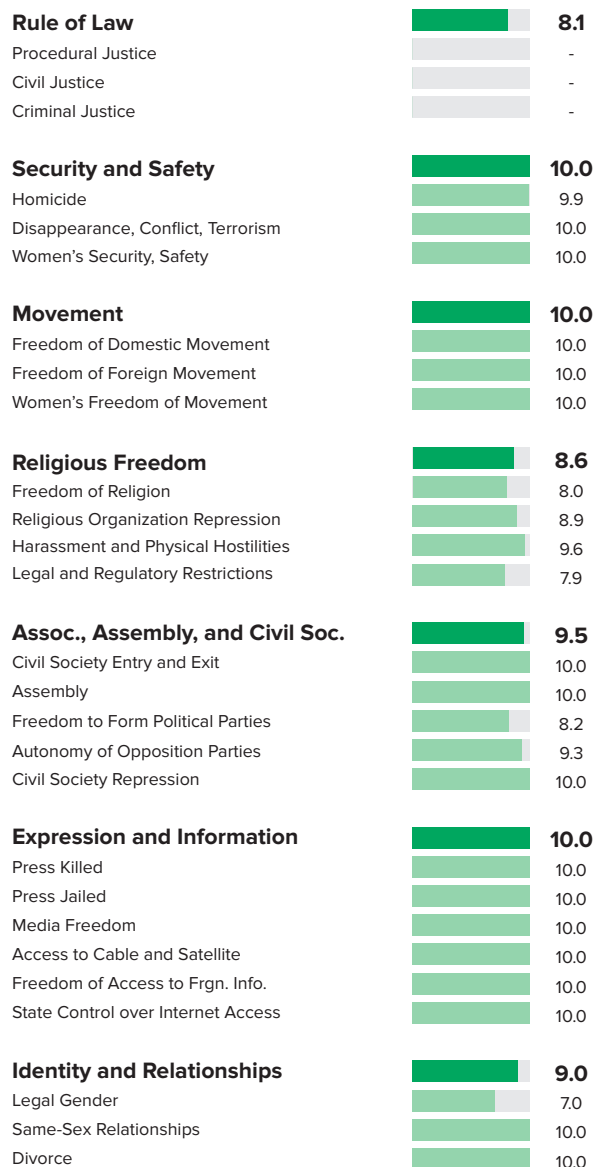
Score

8.49

Personal Freedom

4/162 Ranking

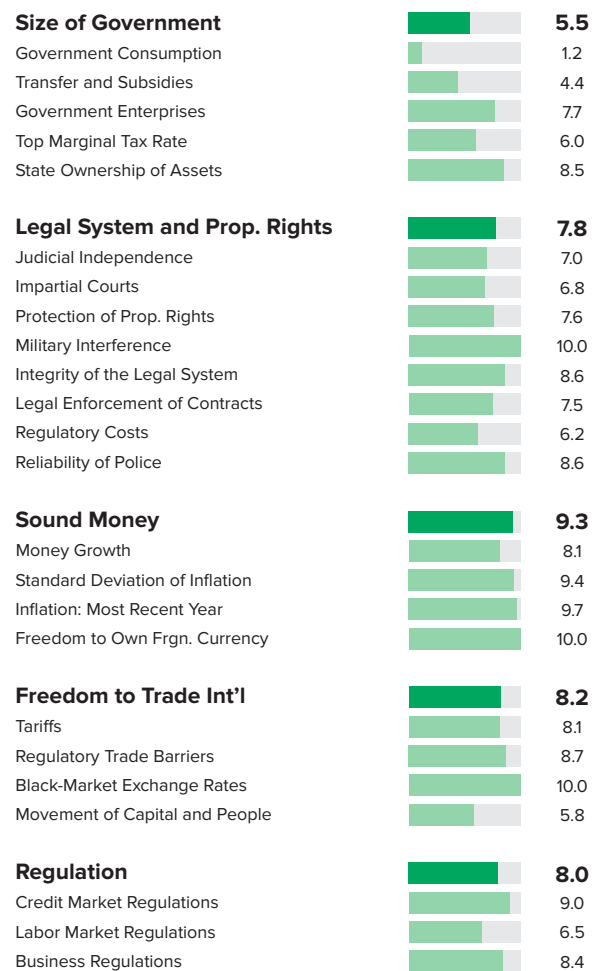
Score **9.22**



Economic Freedom

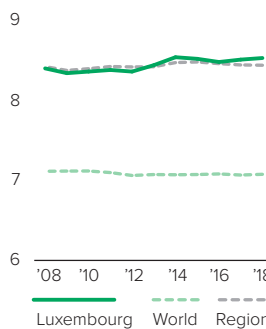
31/162 Ranking

Score **7.75**

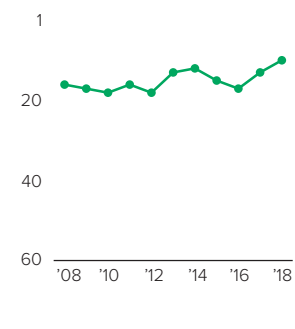


Human Freedom

Score over Time



Ranking over Time



LUXEMBOURG

WESTERN EUROPE

	2008	2009	2010	2011	2012	2013	2014	2015	2016	2017	2018
Human Freedom Ranking	8.41	8.35	8.37	8.39	8.37	8.45	8.55	8.48	8.44	8.47	8.49
	17	18	19	17	19	14	13	16	18	14	11
Economic Freedom	7.69	7.59	7.53	7.55	7.52	7.67	7.83	7.73	7.71	7.73	7.75
Personal Freedom	9.13	9.10	9.21	9.23	9.21	9.23	9.27	9.22	9.16	9.20	9.22
Rule of Law	7.9	8.0	8.0	8.0	7.9	7.9	8.0	8.3	8.0	8.0	8.1
Procedural Justice	-	-	-	-	-	-	-	-	-	-	-
Civil Justice	-	-	-	-	-	-	-	-	-	-	-
Criminal Justice	-	-	-	-	-	-	-	-	-	-	-
Security and Safety	9.6	9.9	9.7	9.9	10.0	10.0	9.9	9.9	9.9	10.0	10.0
Homicide	9.3	9.6	9.2	9.7	9.9	9.9	9.7	9.6	9.6	9.9	9.9
Disappearance, Conflict, Terrorism	9.5	10.0	10.0	10.0	10.0	10.0	10.0	10.0	10.0	10.0	10.0
Women's Security, Safety	10.0	10.0	10.0	10.0	10.0	10.0	10.0	10.0	10.0	10.0	10.0
Movement	10.0	10.0	10.0	10.0	10.0	10.0	10.0	10.0	10.0	10.0	10.0
Freedom of Domestic Movement	10.0	10.0	10.0	10.0	10.0	10.0	10.0	10.0	10.0	10.0	10.0
Freedom of Foreign Movement	10.0	10.0	10.0	10.0	10.0	10.0	10.0	10.0	10.0	10.0	10.0
Women's Freedom of Movement	10.0	10.0	10.0	10.0	10.0	10.0	10.0	10.0	10.0	10.0	10.0
Religious Freedom	8.3	8.4	8.6	8.4	8.3	8.4	8.6	8.5	8.6	8.6	8.6
Freedom of Religion	8.0	8.0	8.0	8.0	8.0	8.0	8.0	8.0	8.0	8.0	8.0
Religious Organization Repression	9.2	9.2	9.2	9.2	9.2	9.2	9.2	9.2	9.2	9.2	8.9
Harassment and Physical Hostilities	9.1	9.3	9.1	9.2	9.2	9.3	9.3	9.9	9.6	9.6	9.6
Legal and Regulatory Restrictions	7.0	7.3	8.0	7.3	7.0	7.2	7.8	7.1	7.9	7.9	7.9
Assoc., Assembly, and Civil Soc.	9.4	9.4	9.4	9.4	9.4	9.4	9.5	9.5	9.5	9.5	9.5
Civil Society Entry and Exit	10.0	10.0	10.0	10.0	10.0	10.0	10.0	10.0	10.0	10.0	10.0
Assembly	-	-	-	-	-	-	10.0	10.0	10.0	10.0	10.0
Freedom to Form Political Parties	8.2	8.2	8.2	8.2	8.2	8.2	8.2	8.2	8.2	8.2	8.2
Autonomy of Opposition Parties	9.3	9.3	9.3	9.3	9.3	9.3	9.3	9.3	9.3	9.3	9.3
Civil Society Repression	10.0	10.0	10.0	10.0	10.0	10.0	10.0	10.0	10.0	10.0	10.0
Expression and Information	9.8	8.6	9.8	9.8	9.7	9.7	9.9	9.8	9.8	10.0	10.0
Press Killed	10.0	10.0	10.0	10.0	10.0	10.0	10.0	10.0	10.0	10.0	10.0
Press Jailed	10.0	10.0	10.0	10.0	10.0	10.0	10.0	10.0	10.0	10.0	10.0
Media Freedom	9.3	5.8	9.3	9.3	9.2	9.2	9.2	9.0	8.9	10.0	10.0
Access to Cable and Satellite	-	-	-	-	-	-	10.0	10.0	10.0	10.0	10.0
Freedom of Access to Frgn. Info.	-	-	-	-	-	-	10.0	10.0	10.0	10.0	10.0
State Control over Internet Access	-	-	-	-	-	-	10.0	10.0	10.0	10.0	10.0
Identity and Relationships	10.0	10.0	10.0	10.0	10.0	10.0	10.0	9.0	9.0	9.0	9.0
Legal Gender	-	-	-	-	-	-	-	7.0	7.0	7.0	7.0
Same-Sex Relationships	10.0	10.0	10.0	10.0	10.0	10.0	10.0	10.0	10.0	10.0	10.0
Divorce	10.0	10.0	10.0	10.0	10.0	10.0	10.0	10.0	10.0	10.0	10.0

MADAGASCAR

SUB-SAHARAN AFRICA

Ranking

106

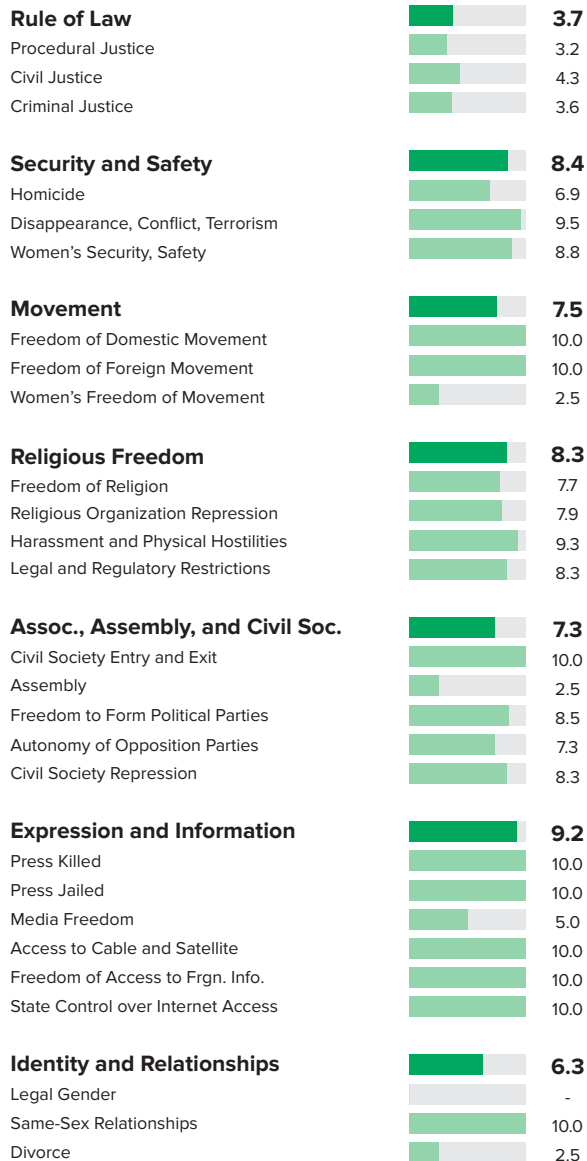
Score

6.54

Personal Freedom

89/162 Ranking

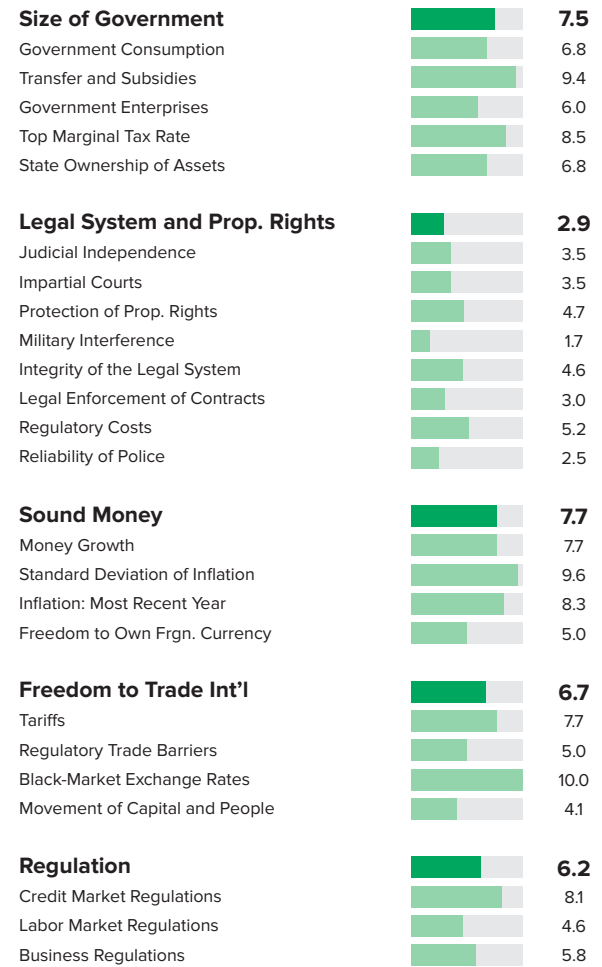
Score 6.88



Economic Freedom

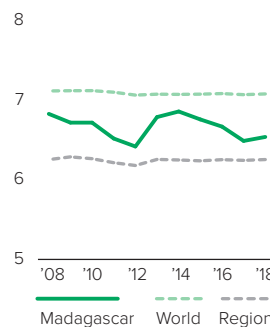
125/162 Ranking

Score 6.20



Human Freedom

Score over Time



Ranking over Time



MADAGASCAR

SUB-SAHARAN AFRICA

	2008	2009	2010	2011	2012	2013	2014	2015	2016	2017	2018
Human Freedom Ranking	6.83	6.72	6.72	6.52	6.42	6.79	6.86	6.76	6.67	6.49	6.54
	92	96	101	104	108	90	85	89	99	108	106
Economic Freedom	6.18	6.24	6.29	6.21	6.37	6.64	6.43	6.40	6.25	6.14	6.20
Personal Freedom	7.47	7.19	7.15	6.82	6.46	6.93	7.28	7.12	7.09	6.83	6.88
Rule of Law	4.9	4.9	4.9	4.9	3.5	3.5	4.9	3.7	3.6	3.6	3.7
Procedural Justice	4.3	4.3	4.3	4.3	2.9	2.4	3.1	3.3	3.3	3.3	3.2
Civil Justice	5.3	5.3	5.3	5.3	4.1	4.1	4.1	3.9	3.9	4.0	4.3
Criminal Justice	4.9	4.9	4.9	4.9	3.5	3.5	4.0	3.6	3.6	3.4	3.6
Security and Safety	8.3	8.3	8.1	6.8	6.8	8.0	8.0	8.0	7.9	8.4	8.4
Homicide	6.3	6.3	6.3	6.3	6.3	6.9	6.9	6.9	6.9	6.9	6.9
Disappearance, Conflict, Terrorism	8.5	8.5	8.0	9.0	9.0	9.5	9.4	9.5	9.3	9.5	9.5
Women's Security, Safety	10.0	10.0	10.0	5.0	5.0	7.5	7.5	7.5	7.5	8.8	8.8
Movement	10.0	8.3	8.3	8.3	8.3	8.3	8.3	10.0	10.0	7.5	7.5
Freedom of Domestic Movement	10.0	5.0	5.0	5.0	10.0	10.0	10.0	10.0	10.0	10.0	10.0
Freedom of Foreign Movement	10.0	10.0	10.0	10.0	5.0	5.0	5.0	10.0	10.0	10.0	10.0
Women's Freedom of Movement	10.0	10.0	10.0	10.0	10.0	10.0	10.0	10.0	10.0	2.5	2.5
Religious Freedom	7.3	6.9	7.1	7.1	7.1	8.0	8.6	8.1	8.1	8.1	8.3
Freedom of Religion	5.2	4.5	4.8	4.8	4.8	6.2	7.5	7.5	7.5	7.3	7.7
Religious Organization Repression	5.5	4.1	3.8	3.8	3.8	6.1	7.1	7.1	7.1	7.3	7.9
Harassment and Physical Hostilities	9.8	9.8	10.0	10.0	10.0	10.0	10.0	9.8	9.3	9.3	9.3
Legal and Regulatory Restrictions	8.5	9.3	9.6	9.6	9.6	9.6	9.6	8.1	8.3	8.3	8.3
Assoc., Assembly, and Civil Soc.	7.9	7.3	7.2	7.2	7.2	7.9	7.4	7.4	7.5	7.3	7.3
Civil Society Entry and Exit	9.8	9.3	9.3	9.3	9.3	9.4	9.3	9.3	10.0	10.0	10.0
Assembly	5.0	5.0	5.0	5.0	5.0	5.0	2.5	2.5	2.5	2.5	2.5
Freedom to Form Political Parties	8.1	6.8	6.8	6.8	6.8	8.1	8.6	8.6	8.6	8.6	8.5
Autonomy of Opposition Parties	8.7	8.7	8.7	8.7	8.7	8.7	7.9	7.9	7.9	7.7	7.3
Civil Society Repression	7.7	6.8	6.4	6.4	6.4	8.6	8.6	8.6	8.6	7.8	8.3
Expression and Information	9.2	8.8	8.8	8.9	8.8	8.9	9.0	9.0	9.0	9.2	9.2
Press Killed	10.0	8.4	10.0	10.0	10.0	10.0	10.0	10.0	10.0	10.0	10.0
Press Jailed	10.0	10.0	10.0	10.0	10.0	10.0	10.0	10.0	10.0	10.0	10.0
Media Freedom	4.9	4.5	3.1	3.2	2.9	3.3	3.8	4.0	4.0	5.0	5.0
Access to Cable and Satellite	10.0	10.0	10.0	10.0	10.0	10.0	10.0	10.0	10.0	10.0	10.0
Freedom of Access to Frgn. Info.	10.0	10.0	10.0	10.0	10.0	10.0	10.0	10.0	10.0	10.0	10.0
State Control over Internet Access	10.0	10.0	10.0	10.0	10.0	10.0	10.0	10.0	10.0	10.0	10.0
Identity and Relationships	7.5	7.5	7.5	7.5	7.5	7.5	7.5	7.5	7.5	6.3	6.3
Legal Gender	-	-	-	-	-	-	-	-	-	-	-
Same-Sex Relationships	10.0	10.0	10.0	10.0	10.0	10.0	10.0	10.0	10.0	10.0	10.0
Divorce	5.0	5.0	5.0	5.0	5.0	5.0	5.0	5.0	5.0	2.5	2.5

Personal Freedom

66/162 Ranking

Score 7.35

Rule of Law		5.1
Procedural Justice		5.2
Civil Justice		5.6
Criminal Justice		4.6

Security and Safety		8.8
Homicide		9.3
Disappearance, Conflict, Terrorism		9.5
Women's Security, Safety		7.5

Movement		7.5
Freedom of Domestic Movement		10.0
Freedom of Foreign Movement		10.0
Women's Freedom of Movement		2.5

Religious Freedom		8.5
Freedom of Religion		8.6
Religious Organization Repression		8.1
Harassment and Physical Hostilities		9.4
Legal and Regulatory Restrictions		7.6

Assoc., Assembly, and Civil Soc.		7.8
Civil Society Entry and Exit		9.1
Assembly		-
Freedom to Form Political Parties		7.6
Autonomy of Opposition Parties		7.1
Civil Society Repression		7.5

Expression and Information		9.2
Press Killed		10.0
Press Jailed		10.0
Media Freedom		7.5
Access to Cable and Satellite		-
Freedom of Access to Frgn. Info.		-
State Control over Internet Access		-

Identity and Relationships		5.8
Legal Gender		10.0
Same-Sex Relationships		0.0
Divorce		7.5

Economic Freedom

143/162 Ranking

Score 5.79

Size of Government		5.9
Government Consumption		7.5
Transfer and Subsidies		9.8
Government Enterprises		0.0
Top Marginal Tax Rate		5.5
State Ownership of Assets		6.7

Legal System and Prop. Rights		5.3
Judicial Independence		4.6
Impartial Courts		4.3
Protection of Prop. Rights		4.9
Military Interference		8.3
Integrity of the Legal System		6.4
Legal Enforcement of Contracts		2.3
Regulatory Costs		8.6
Reliability of Police		4.3

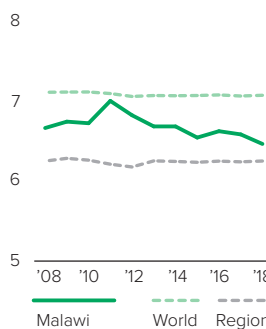
Sound Money		6.9
Money Growth		7.1
Standard Deviation of Inflation		7.8
Inflation: Most Recent Year		7.5
Freedom to Own Frgn. Currency		5.0

Freedom to Trade Int'l		4.6
Tariffs		7.3
Regulatory Trade Barriers		5.4
Black-Market Exchange Rates		2.4
Movement of Capital and People		3.4

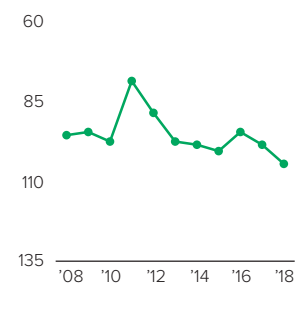
Regulation		6.2
Credit Market Regulations		5.3
Labor Market Regulations		6.9
Business Regulations		6.5

Human Freedom

Score over Time



Ranking over Time



MALAWI

SUB-SAHARAN AFRICA

	2008	2009	2010	2011	2012	2013	2014	2015	2016	2017	2018
Human Freedom Ranking	6.67	6.75	6.73	7.01	6.83	6.69	6.69	6.63	6.71	6.69	6.57
	96	95	98	79	89	98	99	101	95	99	105
Economic Freedom	6.12	6.20	6.17	6.43	6.09	5.98	5.95	5.79	5.98	6.06	5.79
Personal Freedom	7.21	7.29	7.29	7.58	7.56	7.40	7.42	7.47	7.44	7.32	7.35
Rule of Law	4.8	4.8	4.8	4.8	5.2	5.2	5.6	4.9	4.9	4.9	5.1
Procedural Justice	4.0	4.0	4.0	4.0	4.8	5.0	4.9	5.1	5.1	5.5	5.2
Civil Justice	5.9	5.9	5.9	5.9	6.0	5.2	5.4	5.4	5.4	5.4	5.6
Criminal Justice	4.5	4.5	4.5	4.5	4.8	4.5	4.4	4.3	4.3	4.5	4.6
Security and Safety	8.0	8.4	8.2	9.5	9.5	8.8	8.8	8.8	8.8	8.8	8.8
Homicide	7.8	9.1	8.6	9.1	9.3	9.3	9.3	9.3	9.3	9.3	9.3
Disappearance, Conflict, Terrorism	9.5	9.5	9.5	9.5	9.5	9.5	9.5	9.5	9.5	9.5	9.5
Women's Security, Safety	6.6	6.6	6.6	9.8	9.8	7.5	7.5	7.5	7.5	7.5	7.5
Movement	8.3	8.3	8.3	8.3	6.7	6.7	8.3	8.3	8.3	7.5	7.5
Freedom of Domestic Movement	10.0	10.0	10.0	10.0	10.0	10.0	10.0	10.0	10.0	10.0	10.0
Freedom of Foreign Movement	10.0	10.0	10.0	10.0	5.0	5.0	10.0	10.0	10.0	10.0	10.0
Women's Freedom of Movement	5.0	5.0	5.0	5.0	5.0	5.0	5.0	5.0	5.0	2.5	2.5
Religious Freedom	8.4	8.6	8.5	8.6	8.5	8.2	8.1	8.5	8.3	8.0	8.5
Freedom of Religion	8.1	8.1	9.0	9.0	9.0	9.6	9.6	9.6	9.2	8.0	8.6
Religious Organization Repression	7.9	7.9	8.8	8.8	8.8	7.1	7.1	7.1	7.1	7.1	8.1
Harassment and Physical Hostilities	9.1	9.4	8.6	9.0	8.9	8.7	8.8	9.4	9.4	9.4	9.4
Legal and Regulatory Restrictions	8.5	8.8	7.8	7.7	7.4	7.4	6.9	7.8	7.6	7.6	7.6
Assoc., Assembly, and Civil Soc.	7.8	7.8	7.7	7.7	7.9	8.5	8.4	8.5	8.3	8.4	7.8
Civil Society Entry and Exit	8.6	8.6	8.5	8.5	8.6	8.9	8.7	9.3	9.3	9.5	9.1
Assembly	-	-	-	-	-	-	-	-	-	-	-
Freedom to Form Political Parties	8.7	8.7	8.7	8.7	8.7	8.7	8.7	8.7	8.6	8.4	7.6
Autonomy of Opposition Parties	7.5	7.5	7.9	7.9	7.9	7.7	7.7	7.7	7.4	7.4	7.1
Civil Society Repression	6.4	6.4	5.9	6.0	6.3	8.5	8.3	8.2	7.8	8.3	7.5
Expression and Information	8.2	7.7	8.2	8.0	8.3	8.3	8.4	8.5	8.5	9.2	9.2
Press Killed	10.0	10.0	10.0	10.0	10.0	10.0	10.0	10.0	10.0	10.0	10.0
Press Jailed	10.0	10.0	10.0	10.0	10.0	10.0	10.0	10.0	10.0	10.0	10.0
Media Freedom	4.5	3.1	4.6	4.0	4.8	4.9	5.2	5.6	5.6	7.5	7.5
Access to Cable and Satellite	-	-	-	-	-	-	-	-	-	-	-
Freedom of Access to Frgn. Info.	-	-	-	-	-	-	-	-	-	-	-
State Control over Internet Access	-	-	-	-	-	-	-	-	-	-	-
Identity and Relationships	7.5	7.5	7.5	7.5	7.5	7.5	5.0	6.7	6.7	5.8	5.8
Legal Gender	-	-	-	-	-	-	-	10.0	10.0	10.0	10.0
Same-Sex Relationships	5.0	5.0	5.0	5.0	5.0	5.0	0.0	0.0	0.0	0.0	0.0
Divorce	10.0	10.0	10.0	10.0	10.0	10.0	10.0	10.0	10.0	7.5	7.5

MALAYSIA

SOUTH ASIA

Ranking

83

Score

6.90

Personal Freedom

113/162 Ranking

Score 6.21

Rule of Law

Procedural Justice	5.1
Civil Justice	6.3
Criminal Justice	5.6

Security and Safety

Homicide	9.2
Disappearance, Conflict, Terrorism	9.0
Women's Security, Safety	7.5

Movement

Freedom of Domestic Movement	0.0
Freedom of Foreign Movement	5.0
Women's Freedom of Movement	10.0

Religious Freedom

Freedom of Religion	4.8
Religious Organization Repression	5.1
Harassment and Physical Hostilities	6.9
Legal and Regulatory Restrictions	2.4

Assoc., Assembly, and Civil Soc.

Civil Society Entry and Exit	5.9
Assembly	2.5
Freedom to Form Political Parties	7.2
Autonomy of Opposition Parties	8.0
Civil Society Repression	6.7

Expression and Information

Press Killed	10.0
Press Jailed	10.0
Media Freedom	7.5
Access to Cable and Satellite	7.5
Freedom of Access to Frgn. Info.	7.5
State Control over Internet Access	7.5

Identity and Relationships

Legal Gender	7.0
Same-Sex Relationships	0.0
Divorce	0.0

Economic Freedom

46/162 Ranking

Score 7.58

Size of Government

Government Consumption	6.7
Transfer and Subsidies	8.6
Government Enterprises	5.8
Top Marginal Tax Rate	9.0
State Ownership of Assets	2.7

Legal System and Prop. Rights

Judicial Independence	5.4
Impartial Courts	6.2
Protection of Prop. Rights	7.0
Military Interference	8.3
Integrity of the Legal System	6.4
Legal Enforcement of Contracts	5.7
Regulatory Costs	8.6
Reliability of Police	7.4

Sound Money

Money Growth	9.7
Standard Deviation of Inflation	9.4
Inflation: Most Recent Year	9.8
Freedom to Own Frgn. Currency	10.0

Freedom to Trade Int'l

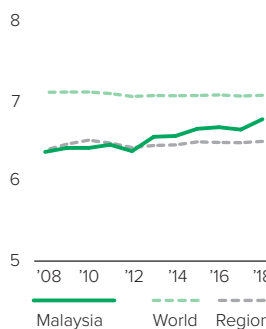
Tariffs	7.8
Regulatory Trade Barriers	7.7
Black-Market Exchange Rates	10.0
Movement of Capital and People	5.0

Regulation

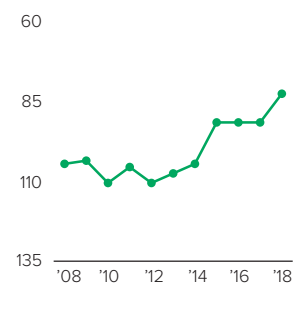
Credit Market Regulations	9.5
Labor Market Regulations	8.0
Business Regulations	8.1

Human Freedom

Score over Time



Ranking over Time



MALAYSIA

SOUTH ASIA

	2008	2009	2010	2011	2012	2013	2014	2015	2016	2017	2018
Human Freedom Ranking	6.37	6.42	6.42	6.46	6.38	6.56	6.57	6.74	6.75	6.77	6.90
	105	104	111	106	111	108	105	92	92	92	83
Economic Freedom	6.47	6.37	6.57	6.61	6.63	7.24	7.36	7.44	7.52	7.56	7.58
Personal Freedom	6.26	6.47	6.26	6.31	6.12	5.88	5.78	6.03	5.98	5.97	6.21
Rule of Law	5.8	5.8	5.8	5.8	5.2	5.2	4.4	5.4	5.4	5.4	5.7
Procedural Justice	5.6	5.6	5.6	5.6	4.6	5.5	5.1	5.2	5.2	4.8	5.1
Civil Justice	5.7	5.7	5.7	5.7	5.7	5.7	5.6	5.6	5.6	6.0	6.3
Criminal Justice	6.1	6.1	6.1	6.1	5.3	5.8	5.6	5.5	5.5	5.4	5.6
Security and Safety	8.9	8.9	8.9	8.9	8.9	8.0	8.0	8.1	8.0	8.5	8.5
Homicide	9.1	9.2	9.2	9.3	9.2	9.2	9.2	9.2	9.2	9.2	9.2
Disappearance, Conflict, Terrorism	10.0	10.0	10.0	10.0	10.0	9.8	10.0	10.0	10.0	9.0	9.0
Women's Security, Safety	7.5	7.5	7.5	7.5	7.5	5.0	5.0	5.0	5.0	7.5	7.5
Movement	5.0	6.7	5.0	5.0	5.0	5.0	5.0	5.0	5.0	5.0	5.0
Freedom of Domestic Movement	5.0	10.0	5.0	5.0	5.0	5.0	5.0	5.0	0.0	0.0	0.0
Freedom of Foreign Movement	5.0	5.0	5.0	5.0	5.0	5.0	5.0	5.0	10.0	5.0	5.0
Women's Freedom of Movement	5.0	5.0	5.0	5.0	5.0	5.0	5.0	5.0	5.0	10.0	10.0
Religious Freedom	6.5	6.7	6.5	6.7	6.4	6.5	6.5	4.9	4.5	4.4	4.8
Freedom of Religion	4.0	4.0	4.0	4.0	4.0	3.5	3.5	3.5	3.5	4.3	4.8
Religious Organization Repression	4.8	4.8	4.8	4.8	4.8	5.1	5.1	5.1	5.1	4.2	5.1
Harassment and Physical Hostilities	9.4	9.7	9.6	9.9	9.1	9.8	9.9	7.3	6.9	6.9	6.9
Legal and Regulatory Restrictions	7.9	8.2	7.6	8.3	7.9	7.4	7.6	3.8	2.4	2.4	2.4
Assoc., Assembly, and Civil Soc.	5.8	5.8	5.8	5.3	5.3	5.1	5.1	5.1	5.1	5.1	6.1
Civil Society Entry and Exit	5.4	5.1	5.2	5.1	5.1	5.0	5.0	5.0	5.0	4.8	5.9
Assembly	5.0	5.0	5.0	2.5	2.5	2.5	2.5	2.5	2.5	2.5	2.5
Freedom to Form Political Parties	6.7	6.7	6.7	6.7	6.7	6.5	6.5	6.5	6.5	6.5	7.2
Autonomy of Opposition Parties	7.1	7.1	7.1	7.1	7.1	7.0	7.0	7.0	7.0	7.0	8.0
Civil Society Repression	4.9	4.9	4.9	4.9	4.9	4.6	4.6	4.6	4.6	4.7	6.7
Expression and Information	6.1	6.4	6.1	6.8	6.8	6.8	7.6	7.5	7.5	7.9	8.3
Press Killed	10.0	10.0	10.0	10.0	10.0	10.0	10.0	10.0	10.0	10.0	10.0
Press Jailed	10.0	10.0	10.0	10.0	10.0	10.0	10.0	10.0	10.0	10.0	10.0
Media Freedom	3.0	5.0	3.1	3.3	3.1	3.1	3.0	2.7	2.5	5.0	7.5
Access to Cable and Satellite	3.3	3.3	3.3	5.0	5.0	5.0	7.5	7.5	7.5	7.5	7.5
Freedom of Access to Frgn. Info.	6.7	6.7	6.7	5.0	5.0	5.0	7.5	7.5	7.5	7.5	7.5
State Control over Internet Access	3.3	3.3	3.3	7.5	7.5	7.5	7.5	7.5	7.5	7.5	7.5
Identity and Relationships	2.5	2.5	2.5	2.5	2.5	2.5	2.5	4.0	4.0	2.3	2.3
Legal Gender	-	-	-	-	-	-	-	7.0	7.0	7.0	7.0
Same-Sex Relationships	0.0	0.0	0.0	0.0	0.0	0.0	0.0	0.0	0.0	0.0	0.0
Divorce	5.0	5.0	5.0	5.0	5.0	5.0	5.0	5.0	5.0	0.0	0.0

MALI

SUB-SAHARAN AFRICA

Ranking

137

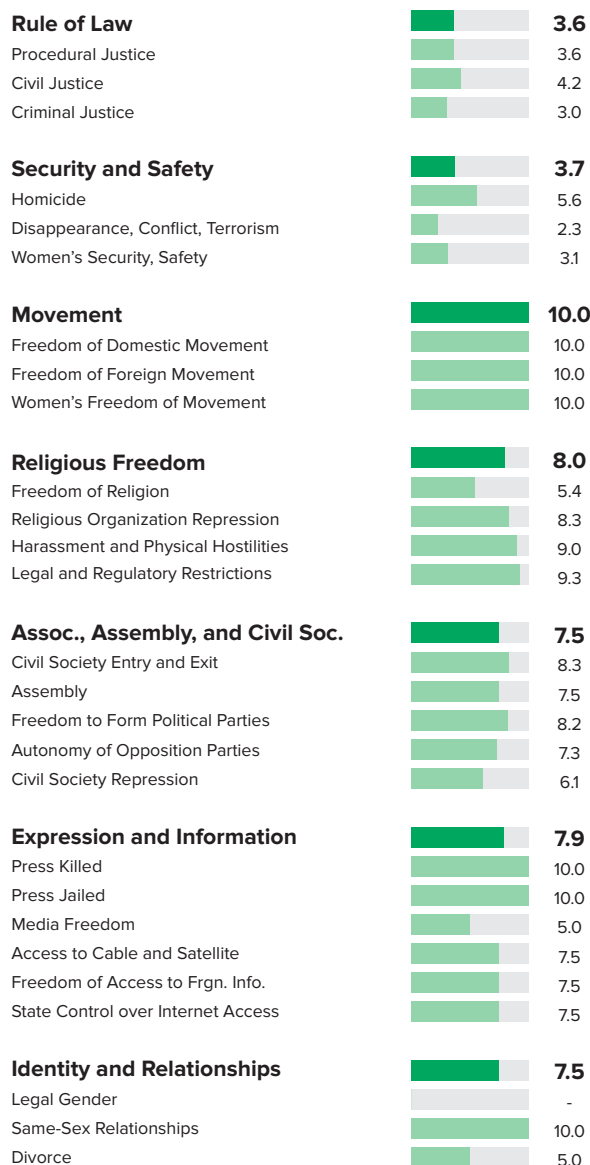
Score

5.92

Personal Freedom

127/162 Ranking

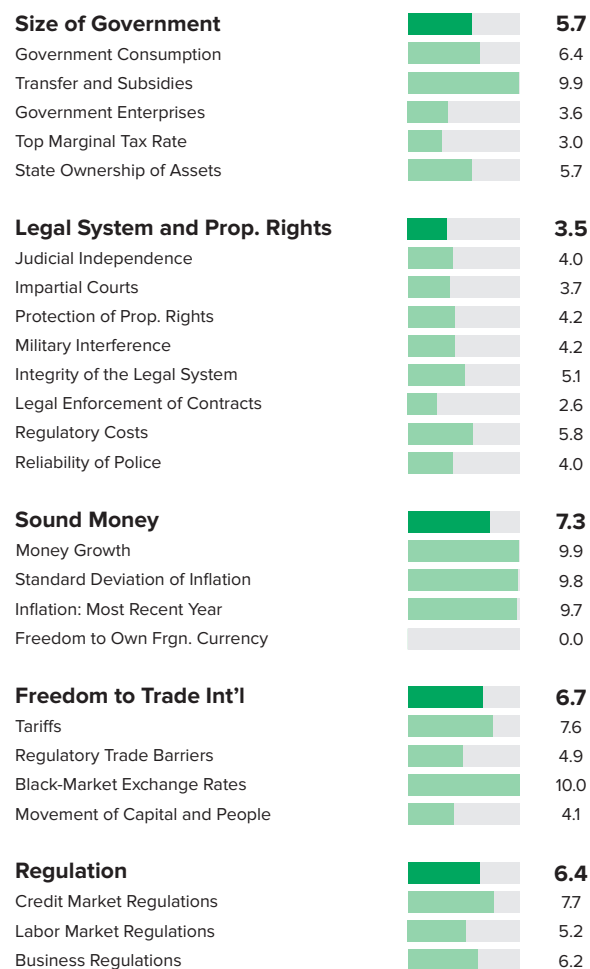
Score 5.90



Economic Freedom

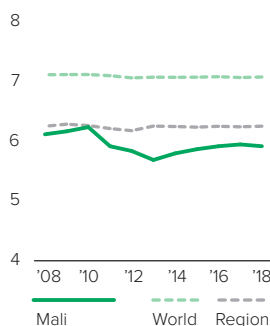
136/162 Ranking

Score 5.93

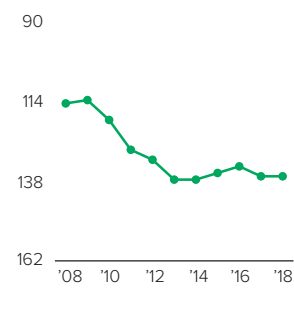


Human Freedom

Score over Time



Ranking over Time



MALI

SUB-SAHARAN AFRICA

	2008	2009	2010	2011	2012	2013	2014	2015	2016	2017	2018
Human Freedom Ranking	6.12	6.17	6.24	5.92	5.84	5.69	5.80	5.87	5.92	5.95	5.92
	115	114	120	129	132	138	138	136	134	137	137
Economic Freedom	5.98	6.07	6.04	5.93	6.06	5.93	5.77	5.84	5.85	5.85	5.93
Personal Freedom	6.26	6.27	6.44	5.90	5.62	5.45	5.83	5.90	5.98	6.05	5.90
Rule of Law	5.1	5.0	4.9	4.8	4.2	4.1	4.1	4.0	3.9	3.9	3.6
Procedural Justice	-	-	-	-	-	-	-	-	-	3.5	3.6
Civil Justice	-	-	-	-	-	-	-	-	-	4.3	4.2
Criminal Justice	-	-	-	-	-	-	-	-	-	2.8	3.0
Security and Safety	4.3	4.4	4.6	4.8	4.4	4.4	4.8	4.7	4.9	4.1	3.7
Homicide	5.1	5.1	5.1	5.1	5.1	5.6	5.6	5.6	5.6	5.6	5.6
Disappearance, Conflict, Terrorism	7.6	7.8	8.5	8.5	7.5	4.6	5.7	5.3	6.0	3.2	2.3
Women's Security, Safety	0.3	0.3	0.3	0.8	0.8	3.1	3.1	3.1	3.1	3.4	3.1
Movement	8.3	8.3	10.0	6.7	6.7	6.7	8.3	8.3	8.3	10.0	10.0
Freedom of Domestic Movement	10.0	10.0	10.0	10.0	10.0	5.0	10.0	10.0	10.0	10.0	10.0
Freedom of Foreign Movement	5.0	5.0	10.0	10.0	10.0	10.0	10.0	10.0	10.0	10.0	10.0
Women's Freedom of Movement	10.0	10.0	10.0	0.0	0.0	5.0	5.0	5.0	5.0	10.0	10.0
Religious Freedom	6.8	6.7	6.6	6.4	6.4	6.0	6.0	7.4	7.7	7.9	8.0
Freedom of Religion	5.6	5.6	5.6	5.6	5.6	5.8	5.8	5.8	5.8	5.4	5.4
Religious Organization Repression	9.1	9.1	9.1	9.1	9.1	6.8	6.8	6.8	6.8	8.0	8.3
Harassment and Physical Hostilities	8.8	9.1	7.9	7.7	7.6	8.2	7.3	8.7	9.0	9.0	9.0
Legal and Regulatory Restrictions	3.7	3.1	3.8	3.4	3.4	3.2	3.9	8.2	9.3	9.3	9.3
Assoc., Assembly, and Civil Soc.	8.2	8.2	8.2	8.2	8.1	7.8	7.3	7.3	7.3	7.2	7.5
Civil Society Entry and Exit	9.1	9.1	9.1	9.1	9.1	7.4	7.3	7.3	7.3	7.8	8.3
Assembly	10.0	10.0	10.0	10.0	10.0	10.0	7.5	7.5	7.5	7.5	7.5
Freedom to Form Political Parties	8.0	8.0	8.0	8.0	8.0	8.5	8.5	8.5	8.5	8.3	8.2
Autonomy of Opposition Parties	6.2	6.2	6.2	6.2	6.2	7.2	7.2	7.2	7.2	7.2	7.3
Civil Society Repression	7.5	7.5	7.5	7.5	7.4	5.8	5.8	5.8	5.8	5.1	6.1
Expression and Information	9.6	9.7	9.6	7.5	7.1	6.6	8.1	8.1	8.1	7.9	7.9
Press Killed	10.0	10.0	10.0	10.0	10.0	6.0	10.0	10.0	10.0	10.0	10.0
Press Jailed	10.0	10.0	10.0	10.0	10.0	10.0	10.0	10.0	10.0	10.0	10.0
Media Freedom	7.4	8.2	7.7	7.6	5.2	6.0	6.3	6.3	6.3	5.0	5.0
Access to Cable and Satellite	10.0	10.0	10.0	5.0	5.0	5.0	7.5	7.5	7.5	7.5	7.5
Freedom of Access to Frgn. Info.	10.0	10.0	10.0	5.0	5.0	5.0	7.5	7.5	7.5	7.5	7.5
State Control over Internet Access	10.0	10.0	10.0	7.5	7.5	7.5	7.5	7.5	7.5	7.5	7.5
Identity and Relationships	6.3	6.3	6.3	6.3	6.3	6.3	6.3	6.3	6.3	7.5	7.5
Legal Gender	-	-	-	-	-	-	-	-	-	-	-
Same-Sex Relationships	10.0	10.0	10.0	10.0	10.0	10.0	10.0	10.0	10.0	10.0	10.0
Divorce	2.5	2.5	2.5	2.5	2.5	2.5	2.5	2.5	2.5	5.0	5.0

Personal Freedom

25/162 Ranking

Score 8.72

Rule of Law

Procedural Justice	6.9
Civil Justice	-
Criminal Justice	-

Security and Safety

Homicide	9.8
Disappearance, Conflict, Terrorism	9.4
Women's Security, Safety	10.0

Movement

Freedom of Domestic Movement	10.0
Freedom of Foreign Movement	10.0
Women's Freedom of Movement	10.0

Religious Freedom

Freedom of Religion	7.5
Religious Organization Repression	6.3
Harassment and Physical Hostilities	8.4
Legal and Regulatory Restrictions	9.1
	6.2

Assoc., Assembly, and Civil Soc.

Civil Society Entry and Exit	9.3
Assembly	9.6
Freedom to Form Political Parties	10.0
Autonomy of Opposition Parties	8.7
Civil Society Repression	9.7
	8.5

Expression and Information

Press Killed	9.6
Press Jailed	10.0
Media Freedom	10.0
Access to Cable and Satellite	7.5
Freedom of Access to Frgn. Info.	10.0
State Control over Internet Access	10.0

Identity and Relationships

Legal Gender	9.2
Same-Sex Relationships	10.0
Divorce	10.0
	7.5

Economic Freedom

16/162 Ranking

Score 7.94

Size of Government

Government Consumption	6.9
Transfer and Subsidies	3.8
Government Enterprises	7.2
Top Marginal Tax Rate	10.0
State Ownership of Assets	7.0
	6.8

Legal System and Prop. Rights

Judicial Independence	6.1
Impartial Courts	5.5
Protection of Prop. Rights	5.5
Military Interference	6.5
Integrity of the Legal System	10.0
Legal Enforcement of Contracts	7.0
Regulatory Costs	5.4
Reliability of Police	5.2
	5.3

Sound Money

Money Growth	9.5
Standard Deviation of Inflation	8.4
Inflation: Most Recent Year	9.9
Freedom to Own Frgn. Currency	9.8
	10.0

Freedom to Trade Int'l

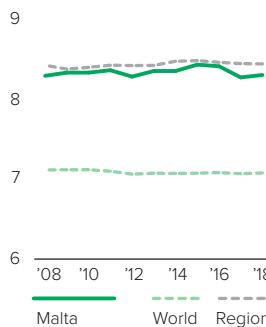
Tariffs	8.6
Regulatory Trade Barriers	8.1
Black-Market Exchange Rates	8.0
Movement of Capital and People	10.0
	8.5

Regulation

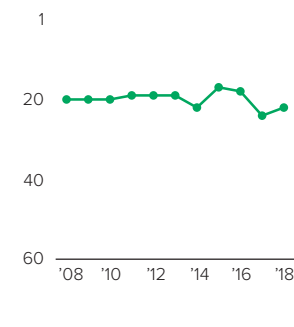
Credit Market Regulations	8.5
Labor Market Regulations	10.0
Business Regulations	8.0
	7.4

Human Freedom

Score over Time



Ranking over Time



MALTA

WESTERN EUROPE

	2008	2009	2010	2011	2012	2013	2014	2015	2016	2017	2018
Human Freedom Ranking	8.30	8.34	8.34	8.37	8.29	8.36	8.36	8.44	8.42	8.30	8.33
	21	21	21	20	20	20	23	18	19	25	23
Economic Freedom	7.62	7.69	7.75	7.86	7.80	7.87	7.94	7.95	8.00	7.98	7.94
Personal Freedom	8.97	8.99	8.93	8.87	8.77	8.85	8.78	8.93	8.84	8.61	8.72
Rule of Law	7.7	7.5	7.4	7.3	7.2	7.2	6.9	7.1	6.8	7.0	6.9
Procedural Justice	-	-	-	-	-	-	-	-	-	-	-
Civil Justice	-	-	-	-	-	-	-	-	-	-	-
Criminal Justice	-	-	-	-	-	-	-	-	-	-	-
Security and Safety	9.8	9.9	9.9	9.9	9.6	9.8	9.8	9.9	9.9	9.8	9.8
Homicide	9.4	9.6	9.6	9.7	8.9	9.3	9.4	9.6	9.6	9.6	9.4
Disappearance, Conflict, Terrorism	10.0	10.0	10.0	10.0	10.0	10.0	10.0	10.0	10.0	9.8	10.0
Women's Security, Safety	10.0	10.0	10.0	10.0	10.0	10.0	10.0	10.0	10.0	10.0	10.0
Movement	10.0	10.0	10.0	10.0	10.0	10.0	10.0	10.0	10.0	10.0	10.0
Freedom of Domestic Movement	10.0	10.0	10.0	10.0	10.0	10.0	10.0	10.0	10.0	10.0	10.0
Freedom of Foreign Movement	10.0	10.0	10.0	10.0	10.0	10.0	10.0	10.0	10.0	10.0	10.0
Women's Freedom of Movement	10.0	10.0	10.0	10.0	10.0	10.0	10.0	10.0	10.0	10.0	10.0
Religious Freedom	6.9	6.9	6.7	6.5	6.3	6.7	6.7	7.6	7.5	7.5	7.5
Freedom of Religion	6.3	6.3	6.3	6.3	6.3	6.3	6.3	6.3	6.3	6.3	6.3
Religious Organization Repression	8.4	8.4	8.4	8.4	8.4	8.4	8.4	8.4	8.4	8.4	8.4
Harassment and Physical Hostilities	8.8	9.3	8.5	7.4	7.3	8.2	8.1	9.2	9.1	9.1	9.1
Legal and Regulatory Restrictions	3.9	3.6	3.6	3.6	3.3	3.9	3.8	6.5	6.2	6.2	6.2
Assoc., Assembly, and Civil Soc.	9.4	9.6	9.6	9.6	9.6	9.6	9.6	9.6	9.6	9.4	9.3
Civil Society Entry and Exit	10.0	10.0	10.0	10.0	10.0	10.0	10.0	10.0	10.0	10.0	9.6
Assembly	10.0	10.0	10.0	10.0	10.0	10.0	10.0	10.0	10.0	10.0	10.0
Freedom to Form Political Parties	8.7	8.7	8.7	8.7	8.7	8.7	8.7	8.7	8.7	8.7	8.7
Autonomy of Opposition Parties	9.7	9.7	9.7	9.7	9.7	9.7	9.7	9.7	9.7	9.7	9.7
Civil Society Repression	8.6	9.8	9.8	9.8	9.8	9.8	9.8	9.8	9.8	8.5	8.5
Expression and Information	9.7	9.8	9.7	9.7	9.7	9.7	9.7	9.7	9.7	7.9	9.6
Press Killed	10.0	10.0	10.0	10.0	10.0	10.0	10.0	10.0	10.0	0.0	10.0
Press Jailed	10.0	10.0	10.0	10.0	10.0	10.0	10.0	10.0	10.0	10.0	10.0
Media Freedom	8.2	8.9	8.2	8.2	8.2	8.0	8.0	8.0	8.0	7.5	7.5
Access to Cable and Satellite	10.0	10.0	10.0	10.0	10.0	10.0	10.0	10.0	10.0	10.0	10.0
Freedom of Access to Frgn. Info.	10.0	10.0	10.0	10.0	10.0	10.0	10.0	10.0	10.0	10.0	10.0
State Control over Internet Access	10.0	10.0	10.0	10.0	10.0	10.0	10.0	10.0	10.0	10.0	10.0
Identity and Relationships	10.0	10.0	10.0	10.0	10.0	10.0	10.0	10.0	10.0	9.2	9.2
Legal Gender	-	-	-	-	-	-	-	10.0	10.0	10.0	10.0
Same-Sex Relationships	10.0	10.0	10.0	10.0	10.0	10.0	10.0	10.0	10.0	10.0	10.0
Divorce	10.0	10.0	10.0	10.0	10.0	10.0	10.0	10.0	10.0	7.5	7.5

MAURITANIA

SUB-SAHARAN AFRICA

Ranking

150

Score

5.39

Personal Freedom

155/162 Ranking

Score 4.56

Rule of Law 3.6

Procedural Justice	4.0
Civil Justice	3.6
Criminal Justice	3.0

Security and Safety 5.6

Homicide	6.0
Disappearance, Conflict, Terrorism	9.0
Women's Security, Safety	1.7

Movement 6.7

Freedom of Domestic Movement	0.0
Freedom of Foreign Movement	10.0
Women's Freedom of Movement	10.0

Religious Freedom 4.3

Freedom of Religion	1.0
Religious Organization Repression	4.1
Harassment and Physical Hostilities	9.1
Legal and Regulatory Restrictions	2.9

Assoc., Assembly, and Civil Soc. 5.5

Civil Society Entry and Exit	5.1
Assembly	7.5
Freedom to Form Political Parties	5.5
Autonomy of Opposition Parties	4.7
Civil Society Repression	4.8

Expression and Information 6.3

Press Killed	10.0
Press Jailed	7.7
Media Freedom	5.0
Access to Cable and Satellite	5.0
Freedom of Access to Frgn. Info.	5.0
State Control over Internet Access	5.0

Identity and Relationships 0.0

Legal Gender	-
Same-Sex Relationships	0.0
Divorce	0.0

Economic Freedom

122/162 Ranking

Score 6.22

Size of Government 6.2

Government Consumption	4.0
Transfer and Subsidies	-
Government Enterprises	8.7
Top Marginal Tax Rate	5.0
State Ownership of Assets	6.9

Legal System and Prop. Rights 4.0

Judicial Independence	2.8
Impartial Courts	3.0
Protection of Prop. Rights	3.8
Military Interference	-
Integrity of the Legal System	4.7
Legal Enforcement of Contracts	6.3
Regulatory Costs	7.6
Reliability of Police	6.2

Sound Money 8.0

Money Growth	9.6
Standard Deviation of Inflation	8.1
Inflation: Most Recent Year	9.4
Freedom to Own Frgn. Currency	5.0

Freedom to Trade Int'l 6.0

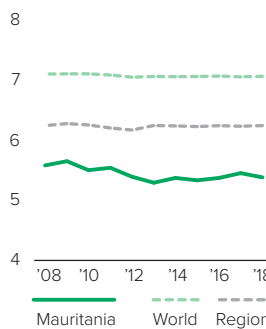
Tariffs	7.4
Regulatory Trade Barriers	4.4
Black-Market Exchange Rates	10.0
Movement of Capital and People	2.0

Regulation 7.0

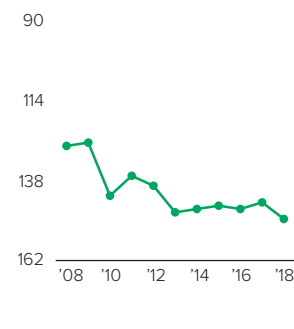
Credit Market Regulations	9.2
Labor Market Regulations	6.0
Business Regulations	5.8

Human Freedom

Score over Time



Ranking over Time



MAURITANIA

SUB-SAHARAN AFRICA

	2008	2009	2010	2011	2012	2013	2014	2015	2016	2017	2018
Human Freedom Ranking	5.59	5.66	5.51	5.55	5.40	5.30	5.38	5.34	5.38	5.46	5.39
	128	127	143	137	140	148	147	146	147	145	150
Economic Freedom	6.10	6.12	5.88	6.04	5.97	5.80	5.85	5.84	6.17	6.21	6.22
Personal Freedom	5.07	5.19	5.14	5.05	4.83	4.80	4.90	4.83	4.58	4.70	4.56
Rule of Law	4.0	4.4	4.3	4.2	3.8	3.7	3.8	3.8	4.0	4.2	3.6
Procedural Justice	-	-	-	-	-	-	-	-	-	3.9	4.0
Civil Justice	-	-	-	-	-	-	-	-	-	3.2	3.6
Criminal Justice	-	-	-	-	-	-	-	-	-	3.0	3.0
Security and Safety	6.0	6.0	6.0	4.8	5.0	5.5	5.1	5.1	5.5	5.6	5.6
Homicide	5.7	5.7	5.7	5.7	5.7	6.0	6.0	6.0	6.0	6.0	6.0
Disappearance, Conflict, Terrorism	8.3	8.4	8.4	7.5	8.0	9.0	8.0	8.0	9.0	9.0	9.0
Women's Security, Safety	4.0	4.0	4.0	1.4	1.4	1.4	1.4	1.4	1.4	1.7	1.7
Movement	5.0	5.0	5.0	6.7	5.0	5.0	8.3	8.3	5.0	6.7	6.7
Freedom of Domestic Movement	5.0	5.0	5.0	10.0	0.0	0.0	5.0	5.0	0.0	0.0	0.0
Freedom of Foreign Movement	0.0	0.0	0.0	0.0	5.0	5.0	10.0	10.0	5.0	10.0	10.0
Women's Freedom of Movement	10.0	10.0	10.0	10.0	10.0	10.0	10.0	10.0	10.0	10.0	10.0
Religious Freedom	6.5	6.4	6.2	6.3	6.2	6.2	6.1	5.4	5.0	4.2	4.3
Freedom of Religion	2.4	2.4	2.4	2.4	2.4	1.0	0.0	0.0	0.0	0.0	1.0
Religious Organization Repression	6.5	6.5	6.5	6.5	6.5	7.8	7.8	7.9	7.9	4.8	4.1
Harassment and Physical Hostilities	9.9	9.8	9.4	9.2	9.0	9.0	9.3	9.1	9.1	9.1	9.1
Legal and Regulatory Restrictions	7.2	6.7	6.4	7.1	6.9	6.9	7.1	4.6	2.9	2.9	2.9
Assoc., Assembly, and Civil Soc.	6.5	6.5	6.5	7.0	7.0	6.0	5.9	5.9	5.9	5.4	5.5
Civil Society Entry and Exit	7.5	7.5	7.5	7.5	7.5	6.1	5.9	6.0	6.0	4.4	5.1
Assembly	5.0	5.0	5.0	7.5	7.5	7.5	7.5	7.5	7.5	7.5	7.5
Freedom to Form Political Parties	6.8	6.7	6.7	6.7	6.7	5.8	5.8	5.8	5.8	5.7	5.5
Autonomy of Opposition Parties	6.5	6.5	6.5	6.5	6.5	5.2	5.2	5.2	5.2	4.9	4.7
Civil Society Repression	6.7	6.7	6.7	6.7	6.7	5.3	5.2	5.3	5.3	4.7	4.8
Expression and Information	7.9	8.1	8.0	7.9	8.0	8.0	6.3	6.2	6.2	6.3	6.3
Press Killed	10.0	10.0	10.0	10.0	10.0	10.0	10.0	10.0	10.0	10.0	10.0
Press Jailed	10.0	7.1	10.0	10.0	10.0	10.0	7.5	7.6	7.7	7.7	7.7
Media Freedom	4.3	8.0	4.8	4.9	5.5	5.3	5.0	4.8	4.7	5.0	5.0
Access to Cable and Satellite	6.7	6.7	6.7	7.5	7.5	7.5	5.0	5.0	5.0	5.0	5.0
Freedom of Access to Frgn. Info.	6.7	6.7	6.7	7.5	7.5	7.5	5.0	5.0	5.0	5.0	5.0
State Control over Internet Access	10.0	10.0	10.0	7.5	7.5	7.5	5.0	5.0	5.0	5.0	5.0
Identity and Relationships	0.0	0.0	0.0	0.0	0.0	0.0	0.0	0.0	0.0	0.0	0.0
Legal Gender	-	-	-	-	-	-	-	-	-	-	-
Same-Sex Relationships	0.0	0.0	0.0	0.0	0.0	0.0	0.0	0.0	0.0	0.0	0.0
Divorce	0.0	0.0	0.0	0.0	0.0	0.0	0.0	0.0	0.0	0.0	0.0

MAURITIUS

SUB-SAHARAN AFRICA

Ranking

51

Score

7.55

Personal Freedom

88/162 Ranking

Score 6.89

Rule of Law

Procedural Justice	6.2
Civil Justice	6.4
Criminal Justice	5.3

Security and Safety

Homicide	8.8
Disappearance, Conflict, Terrorism	10.0
Women's Security, Safety	7.5

Movement

Freedom of Domestic Movement	5.0
Freedom of Foreign Movement	5.0
Women's Freedom of Movement	2.5

Religious Freedom

Freedom of Religion	7.8
Religious Organization Repression	8.5
Harassment and Physical Hostilities	9.2
Legal and Regulatory Restrictions	7.4

Assoc., Assembly, and Civil Soc.

Civil Society Entry and Exit	8.4
Assembly	10.0
Freedom to Form Political Parties	8.8
Autonomy of Opposition Parties	8.7
Civil Society Repression	8.1

Expression and Information

Press Killed	10.0
Press Jailed	10.0
Media Freedom	7.5
Access to Cable and Satellite	10.0
Freedom of Access to Frgn. Info.	10.0
State Control over Internet Access	10.0

Identity and Relationships

Legal Gender	-
Same-Sex Relationships	0.0
Divorce	2.5

Economic Freedom

7/162 Ranking

Score 8.21

Size of Government

Government Consumption	6.8
Transfer and Subsidies	8.4
Government Enterprises	7.3
Top Marginal Tax Rate	10.0
State Ownership of Assets	8.3

Legal System and Prop. Rights

Judicial Independence	5.9
Impartial Courts	5.5
Protection of Prop. Rights	6.7
Military Interference	-
Integrity of the Legal System	6.8
Legal Enforcement of Contracts	5.3
Regulatory Costs	9.5
Reliability of Police	6.1

Sound Money

Money Growth	8.9
Standard Deviation of Inflation	9.8
Inflation: Most Recent Year	9.4
Freedom to Own Frgn. Currency	10.0

Freedom to Trade Int'l

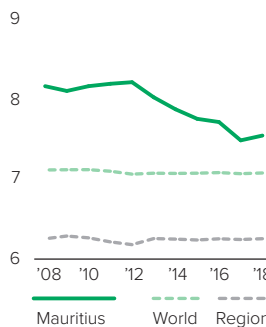
Tariffs	9.4
Regulatory Trade Barriers	7.5
Black-Market Exchange Rates	10.0
Movement of Capital and People	7.2

Regulation

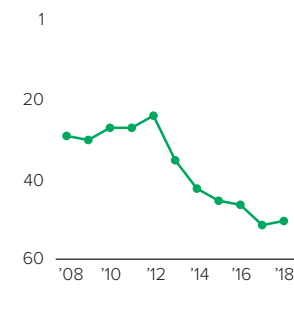
Credit Market Regulations	9.0
Labor Market Regulations	7.9
Business Regulations	8.2

Human Freedom

Score over Time



Ranking over Time



MAURITIUS

SUB-SAHARAN AFRICA

	2008	2009	2010	2011	2012	2013	2014	2015	2016	2017	2018
Human Freedom Ranking	8.17	8.11	8.17	8.20	8.22	8.03	7.88	7.76	7.72	7.49	7.55
	30	31	28	28	25	36	43	46	47	52	51
Economic Freedom	7.92	7.89	7.92	7.92	7.97	7.88	7.82	7.99	7.98	7.99	8.21
Personal Freedom	8.41	8.33	8.41	8.48	8.47	8.18	7.94	7.53	7.45	6.99	6.89
Rule of Law	6.9	6.8	6.7	6.7	6.7	6.6	6.5	6.6	6.4	6.3	6.0
Procedural Justice	-	-	-	-	-	-	-	-	-	6.2	6.2
Civil Justice	-	-	-	-	-	-	-	-	-	6.3	6.4
Criminal Justice	-	-	-	-	-	-	-	-	-	5.3	5.3
Security and Safety	9.5	9.5	9.6	9.6	9.7	8.8	9.0	8.9	8.9	8.9	8.8
Homicide	8.5	8.8	8.9	8.9	9.1	8.9	9.4	9.3	9.3	9.3	8.8
Disappearance, Conflict, Terrorism	10.0	9.8	10.0	10.0	10.0	10.0	10.0	10.0	10.0	10.0	10.0
Women's Security, Safety	10.0	10.0	10.0	10.0	10.0	7.5	7.5	7.5	7.5	7.5	7.5
Movement	10.0	10.0	10.0	10.0	10.0	10.0	10.0	6.7	6.7	4.2	4.2
Freedom of Domestic Movement	10.0	10.0	10.0	10.0	10.0	10.0	10.0	5.0	5.0	5.0	5.0
Freedom of Foreign Movement	10.0	10.0	10.0	10.0	10.0	10.0	10.0	5.0	5.0	5.0	5.0
Women's Freedom of Movement	10.0	10.0	10.0	10.0	10.0	10.0	10.0	10.0	10.0	2.5	2.5
Religious Freedom	9.2	9.3	9.3	9.3	9.3	8.9	8.9	7.9	7.7	8.4	8.2
Freedom of Religion	8.7	8.7	8.7	8.7	8.7	8.3	8.3	6.6	6.6	8.3	7.8
Religious Organization Repression	8.5	8.5	8.8	8.8	8.8	7.8	7.8	7.8	7.8	8.7	8.5
Harassment and Physical Hostilities	9.9	10.0	9.8	9.9	9.9	10.0	9.9	9.3	9.2	9.2	9.2
Legal and Regulatory Restrictions	9.7	9.8	9.8	9.8	9.8	9.7	9.7	7.8	7.4	7.4	7.4
Assoc., Assembly, and Civil Soc.	8.7	8.7	8.7	8.7	8.7	8.5	8.5	8.5	8.5	8.5	8.8
Civil Society Entry and Exit	9.3	9.3	9.3	9.3	9.3	9.2	9.2	9.2	9.2	9.2	8.4
Assembly	7.5	7.5	7.5	7.5	7.5	7.5	7.5	7.5	7.5	7.5	10.0
Freedom to Form Political Parties	9.4	9.4	9.4	9.4	9.4	8.8	8.8	8.8	8.8	8.8	8.8
Autonomy of Opposition Parties	8.8	8.8	8.8	8.8	8.8	8.7	8.7	8.7	8.7	8.7	8.7
Civil Society Repression	8.4	8.4	8.4	8.4	8.4	8.3	8.3	8.3	8.3	8.4	8.1
Expression and Information	9.1	8.4	9.1	9.6	9.6	9.6	9.6	9.6	9.6	9.6	9.6
Press Killed	10.0	10.0	10.0	10.0	10.0	10.0	10.0	10.0	10.0	10.0	10.0
Press Jailed	10.0	10.0	10.0	10.0	10.0	10.0	10.0	10.0	10.0	10.0	10.0
Media Freedom	8.0	3.6	7.9	7.7	7.6	7.6	7.6	7.8	7.8	7.5	7.5
Access to Cable and Satellite	6.7	6.7	6.7	10.0	10.0	10.0	10.0	10.0	10.0	10.0	10.0
Freedom of Access to Frgn. Info.	10.0	10.0	10.0	10.0	10.0	10.0	10.0	10.0	10.0	10.0	10.0
State Control over Internet Access	10.0	10.0	10.0	10.0	10.0	10.0	10.0	10.0	10.0	10.0	10.0
Identity and Relationships	6.3	6.3	6.3	6.3	6.3	6.3	3.8	3.8	3.8	1.3	1.3
Legal Gender	-	-	-	-	-	-	-	-	-	-	-
Same-Sex Relationships	5.0	5.0	5.0	5.0	5.0	5.0	0.0	0.0	0.0	0.0	0.0
Divorce	7.5	7.5	7.5	7.5	7.5	7.5	7.5	7.5	7.5	2.5	2.5

MEXICO

LATIN AMERICA & THE CARIBBEAN

Ranking

86

Score

6.85

Personal Freedom

105/162 Ranking

Score 6.49

Rule of Law

Procedural Justice	4.6
Civil Justice	3.9
Criminal Justice	3.0

Security and Safety

Homicide	0.0
Disappearance, Conflict, Terrorism	7.5
Women's Security, Safety	8.8

Movement

Freedom of Domestic Movement	10.0
Freedom of Foreign Movement	10.0
Women's Freedom of Movement	10.0

Religious Freedom

Freedom of Religion	9.1
Religious Organization Repression	7.9
Harassment and Physical Hostilities	7.4
Legal and Regulatory Restrictions	7.8

Assoc., Assembly, and Civil Soc.

Civil Society Entry and Exit	8.9
Assembly	10.0
Freedom to Form Political Parties	7.7
Autonomy of Opposition Parties	6.1
Civil Society Repression	8.1

Expression and Information

Press Killed	8.9
Press Jailed	10.0
Media Freedom	5.0
Access to Cable and Satellite	10.0
Freedom of Access to Frgn. Info.	10.0
State Control over Internet Access	10.0

Identity and Relationships

Legal Gender	10.0
Same-Sex Relationships	10.0
Divorce	0.0

Economic Freedom

68/162 Ranking

Score 7.21

Size of Government

Government Consumption	7.3
Transfer and Subsidies	8.8
Government Enterprises	10.0
Top Marginal Tax Rate	8.0
State Ownership of Assets	7.9

Legal System and Prop. Rights

Judicial Independence	4.2
Impartial Courts	3.8
Protection of Prop. Rights	5.9
Military Interference	5.0
Integrity of the Legal System	4.1
Legal Enforcement of Contracts	5.1
Regulatory Costs	7.3
Reliability of Police	2.5

Sound Money

Money Growth	8.9
Standard Deviation of Inflation	9.6
Inflation: Most Recent Year	9.0
Freedom to Own Frgn. Currency	5.0

Freedom to Trade Int'l

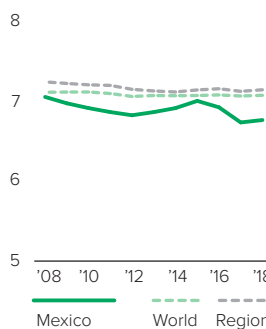
Tariffs	8.1
Regulatory Trade Barriers	7.3
Black-Market Exchange Rates	10.0
Movement of Capital and People	5.3

Regulation

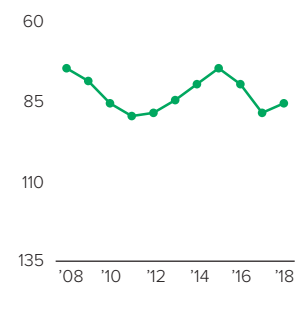
Credit Market Regulations	9.0
Labor Market Regulations	5.6
Business Regulations	6.8

Human Freedom

Score over Time



Ranking over Time



MEXICO

LATIN AMERICA & THE CARIBBEAN

	2008	2009	2010	2011	2012	2013	2014	2015	2016	2017	2018
Human Freedom Ranking	7.06	6.98	6.92	6.87	6.83	6.87	6.92	7.01	6.93	6.82	6.85
	75	79	86	90	89	85	80	75	80	89	86
Economic Freedom	6.72	6.66	6.80	6.75	6.82	6.91	7.00	7.07	6.98	7.16	7.21
Personal Freedom	7.39	7.30	7.03	6.98	6.84	6.82	6.84	6.95	6.87	6.48	6.49
Rule of Law	4.2	4.2	4.2	4.2	3.5	3.5	4.2	3.8	3.9	3.9	3.8
Procedural Justice	5.0	5.0	5.0	5.0	4.2	5.0	4.5	4.7	4.7	5.0	4.6
Civil Justice	4.0	4.0	4.0	4.0	3.9	4.4	4.1	4.0	4.0	4.0	3.9
Criminal Justice	3.5	3.5	3.5	3.5	2.5	3.1	2.9	3.0	3.0	2.9	3.0
Security and Safety	7.8	7.1	6.5	6.0	6.2	6.1	6.2	6.1	5.8	5.4	5.4
Homicide	5.1	3.1	1.2	0.9	1.4	2.5	3.6	3.4	2.3	0.1	0.0
Disappearance, Conflict, Terrorism	8.5	8.5	8.5	7.5	7.5	8.4	7.5	7.5	7.5	7.5	7.5
Women's Security, Safety	9.8	9.8	9.8	9.8	9.8	7.5	7.5	7.5	7.5	8.8	8.8
Movement	10.0	10.0	10.0	10.0	10.0	10.0	8.3	10.0	10.0	10.0	10.0
Freedom of Domestic Movement	10.0	10.0	10.0	10.0	10.0	10.0	5.0	10.0	10.0	10.0	10.0
Freedom of Foreign Movement	10.0	10.0	10.0	10.0	10.0	10.0	10.0	10.0	10.0	10.0	10.0
Women's Freedom of Movement	10.0	10.0	10.0	10.0	10.0	10.0	10.0	10.0	10.0	10.0	10.0
Religious Freedom	7.6	7.6	7.4	7.5	7.3	7.4	7.6	8.0	8.0	7.9	8.1
Freedom of Religion	8.1	8.1	8.1	8.1	8.1	8.6	8.6	8.9	8.9	8.9	9.1
Religious Organization Repression	8.0	8.0	8.0	8.0	8.0	7.7	7.7	7.7	7.7	7.6	7.9
Harassment and Physical Hostilities	9.3	9.6	8.8	9.0	8.7	9.2	9.4	8.3	7.4	7.4	7.4
Legal and Regulatory Restrictions	4.9	4.6	4.8	4.8	4.2	4.2	4.6	7.2	7.8	7.8	7.8
Assoc., Assembly, and Civil Soc.	7.7	7.7	7.7	8.2	8.2	7.9	7.9	8.0	8.0	8.0	8.2
Civil Society Entry and Exit	8.2	8.2	8.4	8.4	8.4	7.6	7.6	7.9	7.9	8.2	8.9
Assembly	7.5	7.5	7.5	10.0	10.0	10.0	10.0	10.0	10.0	10.0	10.0
Freedom to Form Political Parties	7.4	7.4	7.4	7.4	7.4	7.4	7.4	7.7	7.7	7.7	7.7
Autonomy of Opposition Parties	8.0	8.0	7.9	7.9	7.9	7.4	7.4	7.3	7.3	7.3	6.1
Civil Society Repression	7.4	7.4	7.3	7.3	7.4	7.3	7.3	7.4	7.4	7.0	8.1
Expression and Information	8.7	9.4	8.4	8.5	8.6	8.8	8.7	8.6	8.4	8.8	9.0
Press Killed	8.2	7.7	7.2	7.8	8.3	9.2	9.2	8.7	7.6	7.7	8.9
Press Jailed	10.0	10.0	10.0	10.0	10.0	10.0	9.9	10.0	10.0	10.0	10.0
Media Freedom	4.1	8.7	3.3	3.3	3.5	3.5	3.1	3.0	3.0	5.0	5.0
Access to Cable and Satellite	10.0	10.0	10.0	10.0	10.0	10.0	10.0	10.0	10.0	10.0	10.0
Freedom of Access to Frgn. Info.	10.0	10.0	10.0	10.0	10.0	10.0	10.0	10.0	10.0	10.0	10.0
State Control over Internet Access	10.0	10.0	10.0	10.0	10.0	10.0	10.0	10.0	10.0	10.0	10.0
Identity and Relationships	10.0	10.0	10.0	10.0	10.0	10.0	10.0	10.0	10.0	6.7	6.7
Legal Gender	-	-	-	-	-	-	-	10.0	10.0	10.0	10.0
Same-Sex Relationships	10.0	10.0	10.0	10.0	10.0	10.0	10.0	10.0	10.0	10.0	10.0
Divorce	10.0	10.0	10.0	10.0	10.0	10.0	10.0	10.0	10.0	0.0	0.0

MOLDOVA

EASTERN EUROPE

Ranking

65

Score

7.18

Personal Freedom

65/162 Ranking

Score 7.37

Rule of Law	4.6
Procedural Justice	5.3
Civil Justice	4.8
Criminal Justice	3.6

Security and Safety	9.1
Homicide	8.4
Disappearance, Conflict, Terrorism	9.0
Women's Security, Safety	10.0

Movement	8.3
Freedom of Domestic Movement	10.0
Freedom of Foreign Movement	5.0
Women's Freedom of Movement	10.0

Religious Freedom	6.8
Freedom of Religion	7.3
Religious Organization Repression	6.9
Harassment and Physical Hostilities	7.7
Legal and Regulatory Restrictions	5.5

Assoc., Assembly, and Civil Soc.	6.2
Civil Society Entry and Exit	6.3
Assembly	2.5
Freedom to Form Political Parties	8.0
Autonomy of Opposition Parties	6.2
Civil Society Repression	8.2

Expression and Information	7.9
Press Killed	10.0
Press Jailed	10.0
Media Freedom	5.0
Access to Cable and Satellite	7.5
Freedom of Access to Frgn. Info.	7.5
State Control over Internet Access	7.5

Identity and Relationships	10.0
Legal Gender	10.0
Same-Sex Relationships	10.0
Divorce	10.0

Economic Freedom

78/162 Ranking

Score 6.99

Size of Government	7.3
Government Consumption	7.4
Transfer and Subsidies	6.7
Government Enterprises	10.0
Top Marginal Tax Rate	7.0
State Ownership of Assets	5.4

Legal System and Prop. Rights	4.7
Judicial Independence	3.9
Impartial Courts	3.8
Protection of Prop. Rights	5.4
Military Interference	6.7
Integrity of the Legal System	6.5
Legal Enforcement of Contracts	4.3
Regulatory Costs	9.6
Reliability of Police	4.4

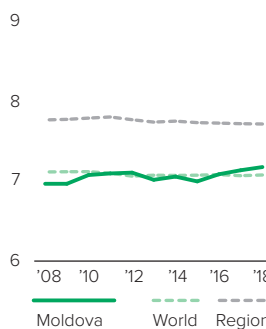
Sound Money	8.2
Money Growth	9.3
Standard Deviation of Inflation	9.2
Inflation: Most Recent Year	9.4
Freedom to Own Frgn. Currency	5.0

Freedom to Trade Int'l	7.3
Tariffs	8.7
Regulatory Trade Barriers	7.5
Black-Market Exchange Rates	10.0
Movement of Capital and People	3.0

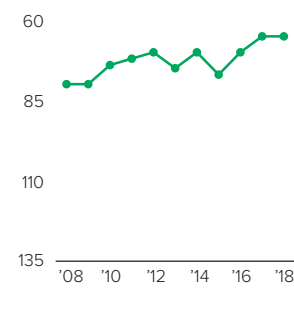
Regulation	7.5
Credit Market Regulations	9.8
Labor Market Regulations	5.6
Business Regulations	7.0

Human Freedom

Score over Time



Ranking over Time



MOLDOVA

EASTERN EUROPE

	2008	2009	2010	2011	2012	2013	2014	2015	2016	2017	2018
Human Freedom Ranking	6.97	6.97	7.08	7.10	7.11	7.02	7.06	7.00	7.09	7.14	7.18
Economic Freedom	6.65	6.54	6.71	6.79	6.82	6.75	6.86	6.79	6.82	6.85	6.99
Personal Freedom	7.28	7.40	7.45	7.41	7.40	7.29	7.26	7.21	7.35	7.43	7.37
Rule of Law	4.2	4.2	4.2	4.2	4.0	4.0	4.1	4.5	4.5	4.5	4.6
Procedural Justice	4.5	4.5	4.5	4.5	4.4	4.5	5.0	5.1	5.1	5.2	5.3
Civil Justice	4.2	4.2	4.2	4.2	4.1	4.3	4.6	4.7	4.7	4.7	4.8
Criminal Justice	4.0	4.0	4.0	4.0	3.3	3.4	3.8	3.6	3.6	3.4	3.6
Security and Safety	8.9	8.4	8.8	8.3	8.5	8.3	8.4	8.4	8.4	9.2	9.1
Homicide	7.7	7.6	7.4	7.0	7.8	8.3	8.7	8.7	8.7	8.7	8.4
Disappearance, Conflict, Terrorism	9.0	7.6	9.0	9.0	9.0	9.0	9.0	9.0	9.0	9.0	9.0
Women's Security, Safety	10.0	10.0	10.0	8.8	8.8	7.5	7.5	7.5	7.5	10.0	10.0
Movement	8.3	8.3	8.3	8.3	8.3	8.3	8.3	8.3	10.0	8.3	8.3
Freedom of Domestic Movement	5.0	5.0	5.0	5.0	5.0	5.0	5.0	5.0	10.0	10.0	10.0
Freedom of Foreign Movement	10.0	10.0	10.0	10.0	10.0	10.0	10.0	10.0	10.0	5.0	5.0
Women's Freedom of Movement	10.0	10.0	10.0	10.0	10.0	10.0	10.0	10.0	10.0	10.0	10.0
Religious Freedom	7.4	7.4	7.7	7.8	7.7	7.5	7.6	6.7	6.5	6.8	6.8
Freedom of Religion	6.0	5.9	7.1	7.1	7.1	6.6	6.6	6.8	7.2	7.1	7.3
Religious Organization Repression	5.8	5.8	6.6	6.6	6.6	6.1	6.1	5.9	5.8	6.9	6.9
Harassment and Physical Hostilities	9.4	9.4	9.1	9.2	9.0	9.8	9.7	7.8	7.7	7.7	7.7
Legal and Regulatory Restrictions	8.2	8.6	8.1	8.2	8.2	7.7	8.2	6.3	5.5	5.5	5.5
Assoc., Assembly, and Civil Soc.	6.6	7.3	8.6	8.5	8.5	8.1	7.5	7.0	7.0	7.0	6.2
Civil Society Entry and Exit	5.5	5.7	7.4	7.4	7.7	7.2	7.1	6.3	6.3	6.3	6.3
Assembly	-	-	-	-	-	-	7.5	7.5	7.5	7.5	2.5
Freedom to Form Political Parties	7.8	8.2	9.0	8.7	8.7	8.1	6.9	7.4	8.4	8.4	8.0
Autonomy of Opposition Parties	7.0	8.7	9.0	9.0	8.6	8.9	7.9	6.1	6.1	6.0	6.2
Civil Society Repression	6.1	6.5	9.0	9.0	8.9	8.3	8.3	7.7	6.6	6.7	8.2
Expression and Information	7.8	9.5	7.3	8.3	8.4	8.4	7.9	7.8	7.8	7.9	7.9
Press Killed	10.0	10.0	10.0	10.0	10.0	10.0	10.0	10.0	10.0	10.0	10.0
Press Jailed	10.0	10.0	7.2	10.0	10.0	10.0	10.0	10.0	10.0	10.0	10.0
Media Freedom	3.4	8.6	4.8	4.9	5.1	5.1	4.8	4.5	4.5	5.0	5.0
Access to Cable and Satellite	-	-	-	-	-	-	7.5	7.5	7.5	7.5	7.5
Freedom of Access to Frgn. Info.	-	-	-	-	-	-	7.5	7.5	7.5	7.5	7.5
State Control over Internet Access	-	-	-	-	-	-	7.5	7.5	7.5	7.5	7.5
Identity and Relationships	10.0	10.0	10.0	10.0	10.0	10.0	10.0	10.0	10.0	10.0	10.0
Legal Gender	-	-	-	-	-	-	-	10.0	10.0	10.0	10.0
Same-Sex Relationships	10.0	10.0	10.0	10.0	10.0	10.0	10.0	10.0	10.0	10.0	10.0
Divorce	10.0	10.0	10.0	10.0	10.0	10.0	10.0	10.0	10.0	10.0	10.0

MONGOLIA

EAST ASIA

Ranking

49

Score

7.61

Personal Freedom

50/162 Ranking

Score 7.79

Rule of Law		5.2
Procedural Justice		5.3
Civil Justice		5.3
Criminal Justice		4.9

Security and Safety		9.2
Homicide		7.5
Disappearance, Conflict, Terrorism		10.0
Women's Security, Safety		10.0

Movement		8.3
Freedom of Domestic Movement		10.0
Freedom of Foreign Movement		5.0
Women's Freedom of Movement		10.0

Religious Freedom		8.5
Freedom of Religion		8.9
Religious Organization Repression		9.5
Harassment and Physical Hostilities		9.0
Legal and Regulatory Restrictions		6.7

Assoc., Assembly, and Civil Soc.		8.3
Civil Society Entry and Exit		8.7
Assembly		7.5
Freedom to Form Political Parties		8.9
Autonomy of Opposition Parties		7.6
Civil Society Repression		8.5

Expression and Information		8.8
Press Killed		10.0
Press Jailed		10.0
Media Freedom		7.5
Access to Cable and Satellite		10.0
Freedom of Access to Frgn. Info.		10.0
State Control over Internet Access		5.0

Identity and Relationships		8.2
Legal Gender		7.0
Same-Sex Relationships		10.0
Divorce		7.5

Economic Freedom

54/162 Ranking

Score 7.43

Size of Government		7.4
Government Consumption		6.3
Transfer and Subsidies		7.6
Government Enterprises		7.4
Top Marginal Tax Rate		9.0
State Ownership of Assets		6.9

Legal System and Prop. Rights		6.0
Judicial Independence		4.6
Impartial Courts		4.2
Protection of Prop. Rights		5.1
Military Interference		8.3
Integrity of the Legal System		6.3
Legal Enforcement of Contracts		6.3
Regulatory Costs		9.1
Reliability of Police		5.1

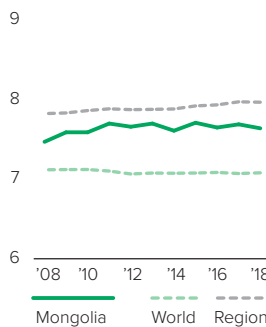
Sound Money		8.9
Money Growth		8.6
Standard Deviation of Inflation		8.5
Inflation: Most Recent Year		8.6
Freedom to Own Frgn. Currency		10.0

Freedom to Trade Int'l		7.1
Tariffs		8.9
Regulatory Trade Barriers		3.8
Black-Market Exchange Rates		10.0
Movement of Capital and People		5.7

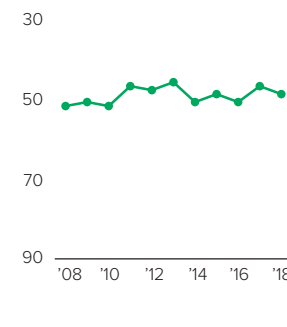
Regulation		7.7
Credit Market Regulations		9.4
Labor Market Regulations		6.6
Business Regulations		7.1

Human Freedom

Score over Time



Ranking over Time



MONGOLIA

EAST ASIA

	2008	2009	2010	2011	2012	2013	2014	2015	2016	2017	2018
Human Freedom Ranking	7.47	7.59	7.59	7.70	7.66	7.70	7.61	7.66	7.60	7.66	7.61
	52	51	52	47	48	46	51	49	51	47	49
Economic Freedom	6.87	7.11	7.09	7.17	7.04	7.17	7.22	7.28	7.10	7.50	7.43
Personal Freedom	8.06	8.06	8.09	8.23	8.27	8.23	7.99	8.04	8.10	7.81	7.79
Rule of Law	5.3	5.3	5.3	5.3	5.2	5.2	5.0	5.3	5.3	5.3	5.2
Procedural Justice	5.2	5.2	5.2	5.2	5.5	5.4	5.7	5.4	5.4	5.3	5.3
Civil Justice	5.3	5.3	5.3	5.3	5.2	5.5	5.4	5.3	5.3	5.4	5.3
Criminal Justice	5.4	5.4	5.4	5.4	4.8	4.2	4.8	5.0	5.0	5.0	4.9
Security and Safety	8.6	8.6	8.7	8.5	8.9	9.0	9.0	8.8	9.2	9.2	9.2
Homicide	6.8	6.7	6.5	6.1	7.2	7.1	7.1	7.5	7.7	7.5	7.5
Disappearance, Conflict, Terrorism	9.0	9.0	9.5	9.5	9.5	10.0	10.0	9.0	10.0	10.0	10.0
Women's Security, Safety	10.0	10.0	10.0	10.0	10.0	10.0	10.0	10.0	10.0	10.0	10.0
Movement	10.0	10.0	10.0	10.0	10.0	10.0	8.3	10.0	10.0	8.3	8.3
Freedom of Domestic Movement	10.0	10.0	10.0	10.0	10.0	10.0	10.0	10.0	10.0	10.0	10.0
Freedom of Foreign Movement	10.0	10.0	10.0	10.0	10.0	10.0	5.0	10.0	10.0	5.0	5.0
Women's Freedom of Movement	10.0	10.0	10.0	10.0	10.0	10.0	10.0	10.0	10.0	10.0	10.0
Religious Freedom	9.6	9.6	9.7	9.7	9.5	9.1	9.2	8.8	8.5	8.2	8.5
Freedom of Religion	9.1	9.1	9.4	9.4	9.4	7.6	7.5	9.0	9.0	7.4	8.9
Religious Organization Repression	9.6	9.6	9.6	9.6	9.6	9.4	9.4	9.5	9.4	9.5	9.5
Harassment and Physical Hostilities	10.0	9.9	9.9	9.9	10.0	10.0	9.9	9.3	9.0	9.0	9.0
Legal and Regulatory Restrictions	9.8	9.8	9.8	9.8	9.3	9.5	9.8	7.5	6.7	6.7	6.7
Assoc., Assembly, and Civil Soc.	8.1	8.1	8.1	8.6	8.6	8.2	8.7	8.6	8.7	8.6	8.3
Civil Society Entry and Exit	9.6	9.6	9.6	9.6	9.5	8.7	8.7	9.0	9.0	9.0	8.7
Assembly	5.0	5.0	5.0	7.5	7.5	7.5	10.0	10.0	10.0	10.0	7.5
Freedom to Form Political Parties	8.9	8.9	9.0	8.9	8.9	8.9	8.9	8.2	8.9	8.9	8.9
Autonomy of Opposition Parties	8.6	8.6	8.6	8.6	8.6	8.7	8.7	8.7	7.9	7.8	7.6
Civil Society Repression	8.3	8.3	8.3	8.3	8.5	7.3	7.3	7.0	7.7	7.7	8.5
Expression and Information	8.2	8.3	8.2	9.4	9.4	9.4	8.6	8.6	8.6	8.8	8.8
Press Killed	10.0	10.0	10.0	10.0	10.0	10.0	10.0	10.0	10.0	10.0	10.0
Press Jailed	10.0	10.0	10.0	10.0	10.0	10.0	10.0	10.0	10.0	10.0	10.0
Media Freedom	5.8	6.2	6.0	6.3	6.3	6.3	6.3	6.3	6.3	7.5	7.5
Access to Cable and Satellite	6.7	6.7	6.7	10.0	10.0	10.0	10.0	10.0	10.0	10.0	10.0
Freedom of Access to Frgn. Info.	6.7	6.7	6.7	10.0	10.0	10.0	10.0	10.0	10.0	10.0	10.0
State Control over Internet Access	10.0	10.0	10.0	10.0	10.0	10.0	5.0	5.0	5.0	5.0	5.0
Identity and Relationships	10.0	10.0	10.0	10.0	10.0	10.0	10.0	9.0	9.0	8.2	8.2
Legal Gender	-	-	-	-	-	-	-	7.0	7.0	7.0	7.0
Same-Sex Relationships	10.0	10.0	10.0	10.0	10.0	10.0	10.0	10.0	10.0	10.0	10.0
Divorce	10.0	10.0	10.0	10.0	10.0	10.0	10.0	10.0	10.0	7.5	7.5

MONTENEGRO

EASTERN EUROPE

Ranking

52

Score

7.46

Personal Freedom

45/162 Ranking

Score 7.97

Rule of Law 5.3

Procedural Justice	-
Civil Justice	-
Criminal Justice	-

Security and Safety 9.1

Homicide	9.1
Disappearance, Conflict, Terrorism	9.3
Women's Security, Safety	8.8

Movement 10.0

Freedom of Domestic Movement	10.0
Freedom of Foreign Movement	10.0
Women's Freedom of Movement	10.0

Religious Freedom 8.5

Freedom of Religion	8.3
Religious Organization Repression	7.9
Harassment and Physical Hostilities	9.0
Legal and Regulatory Restrictions	8.8

Assoc., Assembly, and Civil Soc. 7.9

Civil Society Entry and Exit	9.1
Assembly	-
Freedom to Form Political Parties	8.4
Autonomy of Opposition Parties	8.1
Civil Society Repression	6.0

Expression and Information 8.3

Press Killed	10.0
Press Jailed	10.0
Media Freedom	5.0
Access to Cable and Satellite	-
Freedom of Access to Frgn. Info.	-
State Control over Internet Access	-

Identity and Relationships 9.0

Legal Gender	7.0
Same-Sex Relationships	10.0
Divorce	10.0

Economic Freedom

80/162 Ranking

Score 6.94

Size of Government 5.7

Government Consumption	5.8
Transfer and Subsidies	-
Government Enterprises	2.8
Top Marginal Tax Rate	7.5
State Ownership of Assets	6.8

Legal System and Prop. Rights 5.2

Judicial Independence	5.4
Impartial Courts	4.9
Protection of Prop. Rights	6.1
Military Interference	-
Integrity of the Legal System	6.1
Legal Enforcement of Contracts	4.8
Regulatory Costs	7.7
Reliability of Police	5.9

Sound Money 8.3

Money Growth	9.3
Standard Deviation of Inflation	9.3
Inflation: Most Recent Year	9.5
Freedom to Own Frgn. Currency	5.0

Freedom to Trade Int'l 8.3

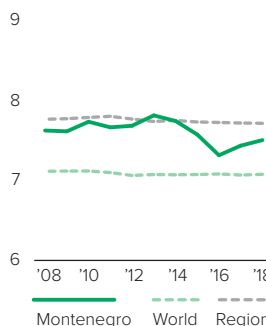
Tariffs	8.3
Regulatory Trade Barriers	7.5
Black-Market Exchange Rates	10.0
Movement of Capital and People	7.5

Regulation 7.1

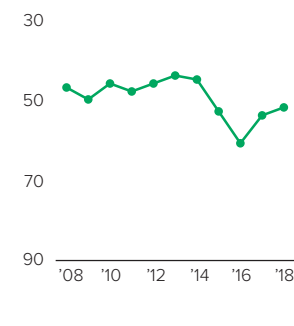
Credit Market Regulations	6.7
Labor Market Regulations	7.7
Business Regulations	7.1

Human Freedom

Score over Time



Ranking over Time



MONTENEGRO

EASTERN EUROPE

	2008	2009	2010	2011	2012	2013	2014	2015	2016	2017	2018
Human Freedom Ranking	7.63	7.62	7.74	7.67	7.69	7.82	7.75	7.53	7.27	7.39	7.46
	47	50	46	48	46	44	45	53	61	54	52
Economic Freedom	7.19	7.20	7.34	7.24	7.34	7.49	7.34	6.99	6.86	6.86	6.94
Personal Freedom	8.06	8.04	8.14	8.10	8.04	8.15	8.15	8.06	7.67	7.92	7.97
Rule of Law	5.4	5.6	5.5	5.5	5.2	5.3	5.3	5.3	5.2	5.2	5.3
Procedural Justice	-	-	-	-	-	-	-	-	-	-	-
Civil Justice	-	-	-	-	-	-	-	-	-	-	-
Criminal Justice	-	-	-	-	-	-	-	-	-	-	-
Security and Safety	9.3	9.4	9.5	9.4	9.5	9.6	9.4	9.5	9.2	9.1	9.1
Homicide	8.5	8.7	9.0	8.7	8.9	9.4	8.7	8.9	8.2	9.0	9.1
Disappearance, Conflict, Terrorism	9.5	9.5	9.5	9.5	9.5	9.5	9.5	9.5	9.5	9.5	9.3
Women's Security, Safety	10.0	10.0	10.0	10.0	10.0	10.0	10.0	10.0	10.0	8.8	8.8
Movement	10.0	10.0	10.0	10.0	10.0	10.0	10.0	10.0	10.0	10.0	10.0
Freedom of Domestic Movement	10.0	10.0	10.0	10.0	10.0	10.0	10.0	10.0	10.0	10.0	10.0
Freedom of Foreign Movement	10.0	10.0	10.0	10.0	10.0	10.0	10.0	10.0	10.0	10.0	10.0
Women's Freedom of Movement	10.0	10.0	10.0	10.0	10.0	-	-	-	-	10.0	10.0
Religious Freedom	7.2	7.4	7.3	7.1	7.0	7.7	8.2	8.1	8.6	8.4	8.5
Freedom of Religion	6.4	6.4	6.4	6.4	6.4	8.7	8.7	8.7	8.7	8.7	8.3
Religious Organization Repression	7.5	7.5	7.5	7.5	7.5	7.9	7.9	7.9	7.9	7.0	7.9
Harassment and Physical Hostilities	8.8	8.5	8.5	8.0	8.4	8.6	8.9	8.2	9.0	9.0	9.0
Legal and Regulatory Restrictions	6.2	7.2	6.6	6.3	5.7	5.6	7.3	7.6	8.8	8.8	8.8
Assoc., Assembly, and Civil Soc.	7.9	7.9	7.9	7.9	7.9	7.9	7.9	7.9	7.9	7.8	7.9
Civil Society Entry and Exit	9.0	9.0	9.0	9.0	9.0	8.9	8.9	9.0	9.0	8.1	9.1
Assembly	-	-	-	-	-	-	-	-	-	-	-
Freedom to Form Political Parties	8.5	8.5	8.5	8.5	8.5	8.3	8.3	8.3	8.3	8.4	8.4
Autonomy of Opposition Parties	7.3	7.3	7.3	7.3	7.3	7.9	7.9	7.9	7.9	7.9	8.1
Civil Society Repression	7.0	7.0	6.7	6.7	6.7	6.4	6.4	6.4	6.4	6.7	6.0
Expression and Information	8.7	7.6	8.7	8.8	8.8	8.7	8.7	8.6	5.2	8.3	8.3
Press Killed	10.0	10.0	10.0	10.0	10.0	10.0	10.0	10.0	10.0	10.0	10.0
Press Jailed	10.0	10.0	10.0	10.0	10.0	10.0	10.0	10.0	0.0	10.0	10.0
Media Freedom	6.2	2.8	6.2	6.5	6.4	6.1	6.1	5.9	5.5	5.0	5.0
Access to Cable and Satellite	-	-	-	-	-	-	-	-	-	-	-
Freedom of Access to Frgn. Info.	-	-	-	-	-	-	-	-	-	-	-
State Control over Internet Access	-	-	-	-	-	-	-	-	-	-	-
Identity and Relationships	10.0	10.0	10.0	10.0	10.0	10.0	10.0	9.0	9.0	9.0	9.0
Legal Gender	-	-	-	-	-	-	-	7.0	7.0	7.0	7.0
Same-Sex Relationships	10.0	10.0	10.0	10.0	10.0	10.0	10.0	10.0	10.0	10.0	10.0
Divorce	10.0	10.0	10.0	10.0	10.0	10.0	10.0	10.0	10.0	10.0	10.0

MOROCCO

MIDDLE EAST & NORTH AFRICA

Ranking

117

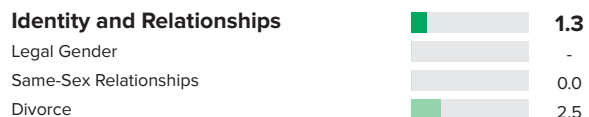
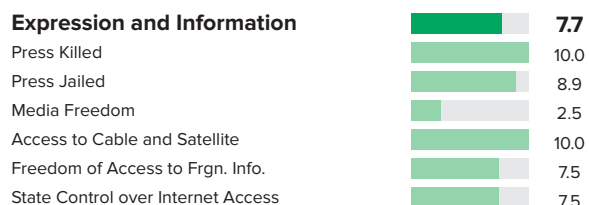
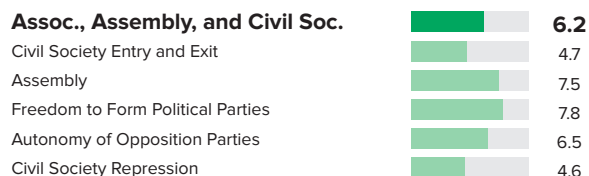
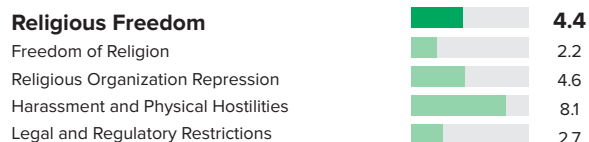
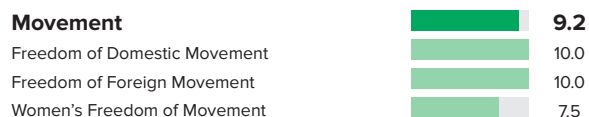
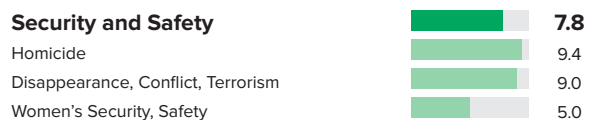
Score

6.28

Personal Freedom

129/162 Ranking

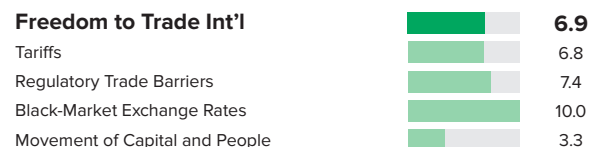
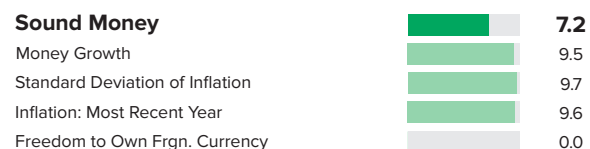
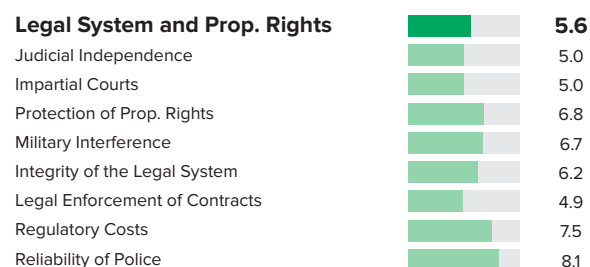
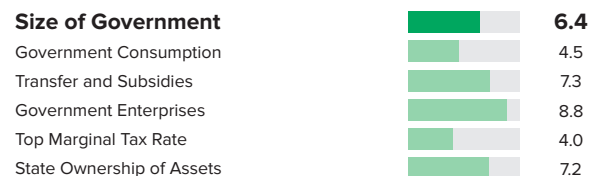
Score 5.86



Economic Freedom

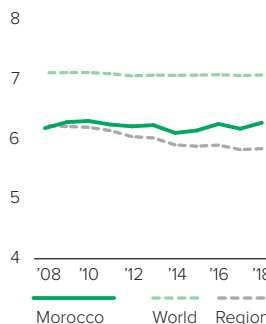
94/162 Ranking

Score 6.70

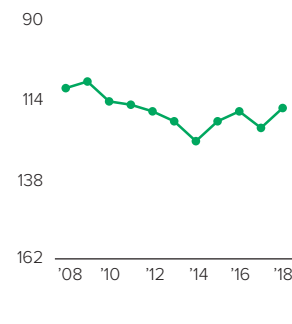


Human Freedom

Score over Time



Ranking over Time



MOROCCO

MIDDLE EAST & NORTH AFRICA

	2008	2009	2010	2011	2012	2013	2014	2015	2016	2017	2018
Human Freedom Ranking	6.19	6.29	6.31	6.25	6.22	6.24	6.11	6.15	6.26	6.18	6.28
	111	109	115	116	118	121	127	121	118	123	117
Economic Freedom	6.25	6.39	6.46	6.55	6.46	6.48	6.40	6.48	6.50	6.61	6.70
Personal Freedom	6.13	6.19	6.15	5.94	5.98	5.99	5.81	5.82	6.02	5.74	5.86
Rule of Law	4.0	4.0	4.0	4.0	3.7	3.7	3.7	4.0	4.2	4.2	4.1
Procedural Justice	2.9	2.9	2.9	2.9	2.7	2.7	2.9	3.4	3.4	3.3	3.3
Civil Justice	5.4	5.4	5.4	5.4	5.0	5.1	5.3	5.4	5.4	5.4	5.4
Criminal Justice	3.5	3.5	3.5	3.5	3.5	3.3	3.7	3.7	3.7	3.8	3.8
Security and Safety	8.7	8.7	8.6	7.5	7.8	7.8	7.5	7.8	7.8	7.7	7.8
Homicide	9.5	9.5	9.4	9.5	9.5	9.5	9.6	9.5	9.3	9.2	9.4
Disappearance, Conflict, Terrorism	9.0	9.0	9.0	7.9	9.0	9.0	8.0	9.0	9.0	9.0	9.0
Women's Security, Safety	7.5	7.5	7.5	5.0	5.0	5.0	5.0	5.0	5.0	5.0	5.0
Movement	8.3	8.3	8.3	8.3	8.3	8.3	8.3	8.3	10.0	9.2	9.2
Freedom of Domestic Movement	5.0	5.0	5.0	5.0	10.0	10.0	10.0	10.0	10.0	10.0	10.0
Freedom of Foreign Movement	10.0	10.0	10.0	10.0	5.0	5.0	5.0	5.0	10.0	10.0	10.0
Women's Freedom of Movement	10.0	10.0	10.0	10.0	10.0	10.0	10.0	10.0	10.0	7.5	7.5
Religious Freedom	5.2	5.4	5.5	5.5	5.5	5.6	5.6	4.4	4.2	4.3	4.4
Freedom of Religion	1.1	1.1	1.1	1.4	1.4	1.9	1.9	1.8	2.5	2.2	2.2
Religious Organization Repression	3.2	3.2	3.2	3.3	3.5	3.4	3.5	3.2	3.6	4.2	4.6
Harassment and Physical Hostilities	9.7	9.8	9.7	9.7	9.7	9.6	9.7	8.1	8.1	8.1	8.1
Legal and Regulatory Restrictions	6.8	7.4	8.2	7.6	7.6	7.6	7.6	4.4	2.7	2.7	2.7
Assoc., Assembly, and Civil Soc.	5.8	5.9	5.9	6.5	6.5	6.6	5.5	5.5	5.5	5.1	6.2
Civil Society Entry and Exit	5.9	5.9	5.7	6.3	6.2	6.2	6.0	5.8	5.4	4.7	4.7
Assembly	5.0	5.0	5.0	7.5	7.5	7.5	2.5	2.5	2.5	2.5	7.5
Freedom to Form Political Parties	6.7	7.1	7.1	7.2	7.2	7.3	7.3	7.3	7.7	7.8	7.8
Autonomy of Opposition Parties	5.9	5.9	5.9	6.1	6.1	6.1	6.1	6.2	6.4	6.5	6.5
Civil Society Repression	5.7	5.7	5.7	5.8	5.7	5.8	5.8	5.8	5.6	4.2	4.6
Expression and Information	7.7	8.2	7.7	7.8	7.9	8.0	8.0	8.0	8.0	7.7	7.7
Press Killed	10.0	10.0	10.0	10.0	10.0	10.0	10.0	10.0	10.0	10.0	10.0
Press Jailed	10.0	9.7	10.0	9.4	9.4	9.7	9.7	9.7	10.0	8.9	8.9
Media Freedom	3.1	6.0	2.7	2.7	3.0	3.0	3.0	3.0	3.0	2.5	2.5
Access to Cable and Satellite	10.0	10.0	10.0	10.0	10.0	10.0	10.0	10.0	10.0	10.0	10.0
Freedom of Access to Frgn. Info.	6.7	6.7	6.7	7.5	7.5	7.5	7.5	7.5	7.5	7.5	7.5
State Control over Internet Access	6.7	6.7	6.7	7.5	7.5	7.5	7.5	7.5	7.5	7.5	7.5
Identity and Relationships	2.5	2.5	2.5	2.5	2.5	2.5	2.5	2.5	2.5	1.3	1.3
Legal Gender	-	-	-	-	-	-	-	-	-	-	-
Same-Sex Relationships	0.0	0.0	0.0	0.0	0.0	0.0	0.0	0.0	0.0	0.0	0.0
Divorce	5.0	5.0	5.0	5.0	5.0	5.0	5.0	5.0	5.0	2.5	2.5

MOZAMBIQUE

SUB-SAHARAN AFRICA

Ranking

101

Score

6.64

Personal Freedom

67/162 Ranking

Score 7.34

Rule of Law

Procedural Justice	2.5
Civil Justice	4.6
Criminal Justice	3.3

Security and Safety

Homicide	8.6
Disappearance, Conflict, Terrorism	8.5
Women's Security, Safety	8.8

Movement

Freedom of Domestic Movement	10.0
Freedom of Foreign Movement	10.0
Women's Freedom of Movement	10.0

Religious Freedom

Freedom of Religion	8.5
Religious Organization Repression	8.2
Harassment and Physical Hostilities	9.3
Legal and Regulatory Restrictions	9.4

Assoc., Assembly, and Civil Soc.

Civil Society Entry and Exit	8.6
Assembly	2.5
Freedom to Form Political Parties	7.1
Autonomy of Opposition Parties	7.8
Civil Society Repression	5.7

Expression and Information

Press Killed	10.0
Press Jailed	10.0
Media Freedom	5.0
Access to Cable and Satellite	7.5
Freedom of Access to Frgn. Info.	7.5
State Control over Internet Access	7.5

Identity and Relationships

Legal Gender	10.0
Same-Sex Relationships	10.0
Divorce	10.0

Economic Freedom

134/162 Ranking

Score 5.94

Size of Government

Government Consumption	4.4
Transfer and Subsidies	9.5
Government Enterprises	2.4
Top Marginal Tax Rate	6.0
State Ownership of Assets	5.1

Legal System and Prop. Rights

Judicial Independence	3.8
Impartial Courts	3.4
Protection of Prop. Rights	4.1
Military Interference	6.7
Integrity of the Legal System	5.5
Legal Enforcement of Contracts	1.8
Regulatory Costs	7.5
Reliability of Police	2.9

Sound Money

Money Growth	7.7
Standard Deviation of Inflation	8.0
Inflation: Most Recent Year	9.2
Freedom to Own Frgn. Currency	5.0

Freedom to Trade Int'l

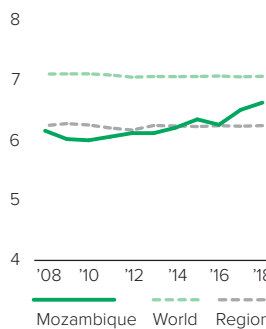
Tariffs	8.0
Regulatory Trade Barriers	5.7
Black-Market Exchange Rates	10.0
Movement of Capital and People	0.8

Regulation

Credit Market Regulations	9.7
Labor Market Regulations	3.1
Business Regulations	6.0

Human Freedom

Score over Time



Ranking over Time



MOZAMBIQUE

SUB-SAHARAN AFRICA

	2008	2009	2010	2011	2012	2013	2014	2015	2016	2017	2018
Human Freedom Ranking	6.17	6.03	6.01	6.07	6.13	6.13	6.22	6.36	6.27	6.52	6.64
	113	118	127	123	120	124	123	112	116	106	101
Economic Freedom	5.80	5.59	5.44	5.51	5.75	5.68	5.60	5.49	5.55	5.64	5.94
Personal Freedom	6.53	6.46	6.58	6.62	6.51	6.58	6.84	7.22	6.99	7.40	7.34
Rule of Law	4.7	4.7	4.9	4.7	4.3	4.0	3.9	3.8	3.5	3.6	3.5
Procedural Justice	-	-	-	-	-	-	-	-	-	2.6	2.5
Civil Justice	-	-	-	-	-	-	-	-	-	4.6	4.6
Criminal Justice	-	-	-	-	-	-	-	-	-	3.4	3.3
Security and Safety	7.4	7.5	7.5	7.7	7.5	8.1	8.3	8.4	7.9	8.8	8.6
Homicide	8.3	8.6	8.6	8.6	8.6	8.6	8.6	8.6	8.6	8.6	8.6
Disappearance, Conflict, Terrorism	9.0	9.0	9.0	9.5	9.0	8.2	8.9	9.0	7.7	8.9	8.5
Women's Security, Safety	5.0	5.0	5.0	5.0	5.0	7.5	7.5	7.5	7.5	8.8	8.8
Movement	5.0	5.0	5.0	5.0	5.0	5.0	5.0	8.3	8.3	10.0	10.0
Freedom of Domestic Movement	10.0	10.0	10.0	10.0	0.0	0.0	0.0	10.0	10.0	10.0	10.0
Freedom of Foreign Movement	0.0	0.0	0.0	0.0	10.0	10.0	10.0	10.0	10.0	10.0	10.0
Women's Freedom of Movement	5.0	5.0	5.0	5.0	5.0	5.0	5.0	5.0	5.0	10.0	10.0
Religious Freedom	8.4	8.3	8.3	8.1	8.3	8.4	8.4	8.8	8.8	8.9	8.8
Freedom of Religion	8.3	8.3	8.3	8.3	8.3	8.3	8.3	7.9	7.9	8.5	8.5
Religious Organization Repression	8.3	8.3	8.3	8.3	8.3	8.1	8.1	8.1	8.5	8.3	8.2
Harassment and Physical Hostilities	8.8	9.0	9.3	9.3	9.5	9.6	9.4	10.0	9.3	9.3	9.3
Legal and Regulatory Restrictions	8.1	7.5	7.4	6.4	7.1	7.5	7.7	9.3	9.4	9.4	9.4
Assoc., Assembly, and Civil Soc.	7.4	7.4	7.3	7.8	7.8	7.9	6.4	6.5	6.2	6.3	6.3
Civil Society Entry and Exit	8.4	8.4	8.4	8.4	8.4	8.4	8.4	8.4	7.4	8.6	8.6
Assembly	7.5	7.5	7.5	10.0	10.0	10.0	2.5	2.5	2.5	2.5	2.5
Freedom to Form Political Parties	8.3	8.3	7.9	7.8	7.8	7.6	7.6	8.1	8.0	7.4	7.1
Autonomy of Opposition Parties	7.1	7.1	7.0	7.0	7.0	8.0	8.0	8.0	7.6	7.7	7.8
Civil Society Repression	5.6	5.6	5.6	5.6	5.6	5.5	5.5	5.5	5.4	5.6	5.7
Expression and Information	9.4	8.4	9.3	9.3	9.3	9.3	8.1	8.0	8.0	7.9	7.9
Press Killed	10.0	10.0	10.0	10.0	10.0	10.0	10.0	10.0	10.0	10.0	10.0
Press Jailed	10.0	10.0	10.0	10.0	10.0	10.0	10.0	10.0	10.0	10.0	10.0
Media Freedom	6.1	0.3	5.7	6.0	6.1	5.7	5.9	5.6	5.4	5.0	5.0
Access to Cable and Satellite	10.0	10.0	10.0	10.0	10.0	10.0	7.5	7.5	7.5	7.5	7.5
Freedom of Access to Frgn. Info.	10.0	10.0	10.0	10.0	10.0	10.0	7.5	7.5	7.5	7.5	7.5
State Control over Internet Access	10.0	10.0	10.0	10.0	10.0	10.0	7.5	7.5	7.5	7.5	7.5
Identity and Relationships	5.0	5.0	5.0	5.0	5.0	5.0	10.0	10.0	10.0	10.0	10.0
Legal Gender	-	-	-	-	-	-	-	10.0	10.0	10.0	10.0
Same-Sex Relationships	0.0	0.0	0.0	0.0	0.0	0.0	10.0	10.0	10.0	10.0	10.0
Divorce	10.0	10.0	10.0	10.0	10.0	10.0	10.0	10.0	10.0	10.0	10.0

MYANMAR

SOUTH ASIA

Ranking

146

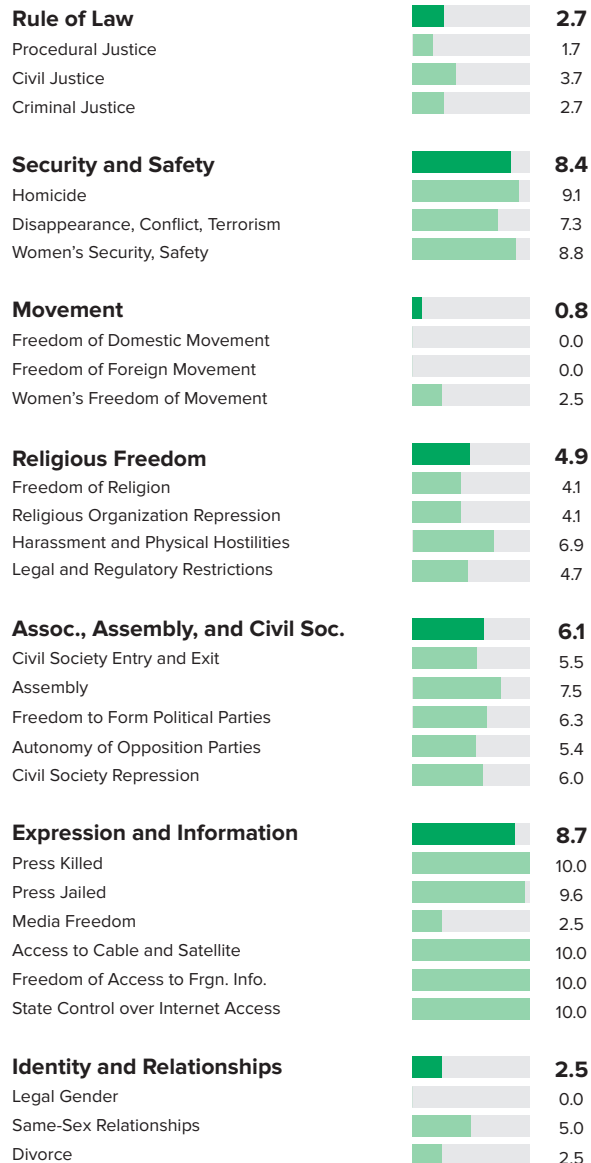
Score

5.45

Personal Freedom

150/162 Ranking

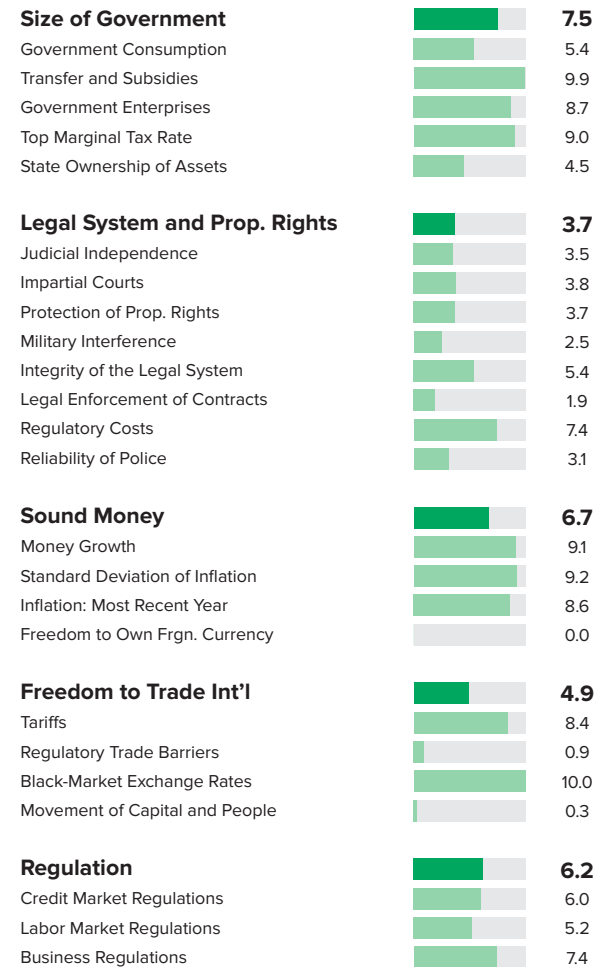
Score 5.08



Economic Freedom

142/162 Ranking

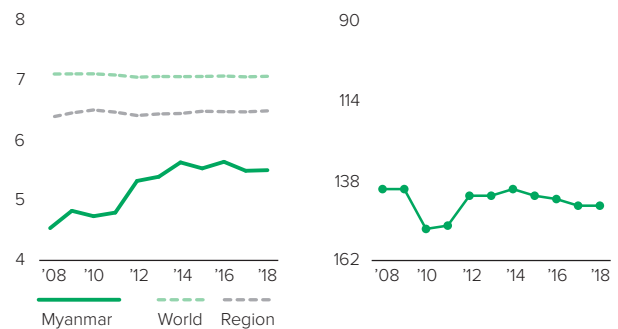
Score 5.81



Human Freedom

Score over Time

Ranking over Time



MYANMAR

SOUTH ASIA

	2008	2009	2010	2011	2012	2013	2014	2015	2016	2017	2018
Human Freedom Ranking	4.54	4.83	4.74	4.80	5.33	5.40	5.64	5.43	5.55	5.43	5.45
	141	141	153	152	143	143	141	143	144	146	146
Economic Freedom	3.61	3.94	3.93	4.18	5.33	5.59	5.71	5.54	5.70	5.74	5.81
Personal Freedom	5.47	5.71	5.55	5.42	5.33	5.20	5.56	5.32	5.39	5.12	5.08
Rule of Law	3.4	3.4	3.4	3.5	3.1	3.1	3.1	3.2	3.0	3.0	2.7
Procedural Justice	-	-	-	-	2.1	2.5	2.3	2.4	2.4	1.7	1.7
Civil Justice	-	-	-	-	3.9	3.7	4.2	3.7	3.7	3.6	3.7
Criminal Justice	-	-	-	-	3.2	3.0	3.2	2.9	2.9	2.9	2.7
Security and Safety	8.6	8.5	8.5	8.2	7.7	7.1	7.5	7.5	7.7	8.3	8.4
Homicide	9.4	9.3	9.4	9.2	8.9	9.0	9.1	9.1	9.1	9.1	9.1
Disappearance, Conflict, Terrorism	6.4	6.2	6.2	6.6	5.6	6.1	7.2	7.0	7.7	7.1	7.3
Women's Security, Safety	10.0	10.0	10.0	8.8	8.8	6.3	6.3	6.3	6.3	8.8	8.8
Movement	3.3	3.3	3.3	1.7	1.7	1.7	1.7	1.7	3.3	0.8	0.8
Freedom of Domestic Movement	0.0	0.0	0.0	0.0	0.0	0.0	0.0	0.0	0.0	0.0	0.0
Freedom of Foreign Movement	0.0	0.0	0.0	0.0	0.0	0.0	0.0	0.0	5.0	0.0	0.0
Women's Freedom of Movement	10.0	10.0	10.0	5.0	5.0	5.0	5.0	5.0	5.0	2.5	2.5
Religious Freedom	6.3	6.4	6.3	6.6	6.7	6.5	6.5	5.6	4.8	4.6	4.9
Freedom of Religion	3.6	3.6	4.0	3.9	3.5	3.3	3.6	3.8	3.8	3.2	4.1
Religious Organization Repression	2.2	2.2	2.7	3.6	3.9	4.0	4.0	4.2	4.0	3.8	4.1
Harassment and Physical Hostilities	9.3	9.8	9.0	9.1	9.4	9.2	8.9	7.5	6.9	6.9	6.9
Legal and Regulatory Restrictions	10.0	10.0	9.6	10.0	10.0	9.4	9.4	6.7	4.7	4.7	4.7
Assoc., Assembly, and Civil Soc.	3.0	3.0	3.8	4.0	4.4	4.8	6.4	6.5	6.3	6.1	6.1
Civil Society Entry and Exit	0.7	0.7	2.6	5.1	5.5	5.0	5.3	5.3	5.3	5.1	5.5
Assembly	-	-	-	0.0	0.0	0.0	7.5	7.5	7.5	7.5	7.5
Freedom to Form Political Parties	3.9	3.9	4.1	5.2	5.7	6.5	6.5	6.5	6.4	6.5	6.3
Autonomy of Opposition Parties	5.7	5.7	5.7	6.0	6.0	7.4	7.4	7.7	6.5	6.0	5.4
Civil Society Repression	1.8	1.8	3.0	3.6	4.8	5.1	5.1	5.3	5.7	5.3	6.0
Expression and Information	5.8	8.4	5.9	6.5	7.2	7.2	8.4	8.6	8.6	9.0	8.7
Press Killed	10.0	10.0	10.0	10.0	10.0	10.0	9.4	10.0	9.4	9.4	10.0
Press Jailed	7.2	8.2	7.4	7.6	10.0	10.0	8.1	9.0	9.6	9.4	9.6
Media Freedom	0.3	6.9	0.4	1.5	3.2	3.3	2.8	2.7	2.5	5.0	2.5
Access to Cable and Satellite	-	-	-	7.5	7.5	7.5	10.0	10.0	10.0	10.0	10.0
Freedom of Access to Frgn. Info.	-	-	-	7.5	7.5	7.5	10.0	10.0	10.0	10.0	10.0
State Control over Internet Access	-	-	-	5.0	5.0	5.0	10.0	10.0	10.0	10.0	10.0
Identity and Relationships	6.3	6.3	6.3	6.3	6.3	6.3	6.3	4.2	4.2	2.5	2.5
Legal Gender	-	-	-	-	-	-	-	0.0	0.0	0.0	0.0
Same-Sex Relationships	5.0	5.0	5.0	5.0	5.0	5.0	5.0	5.0	5.0	5.0	5.0
Divorce	7.5	7.5	7.5	7.5	7.5	7.5	7.5	7.5	7.5	2.5	2.5

NAMIBIA

SUB-SAHARAN AFRICA

Ranking

80

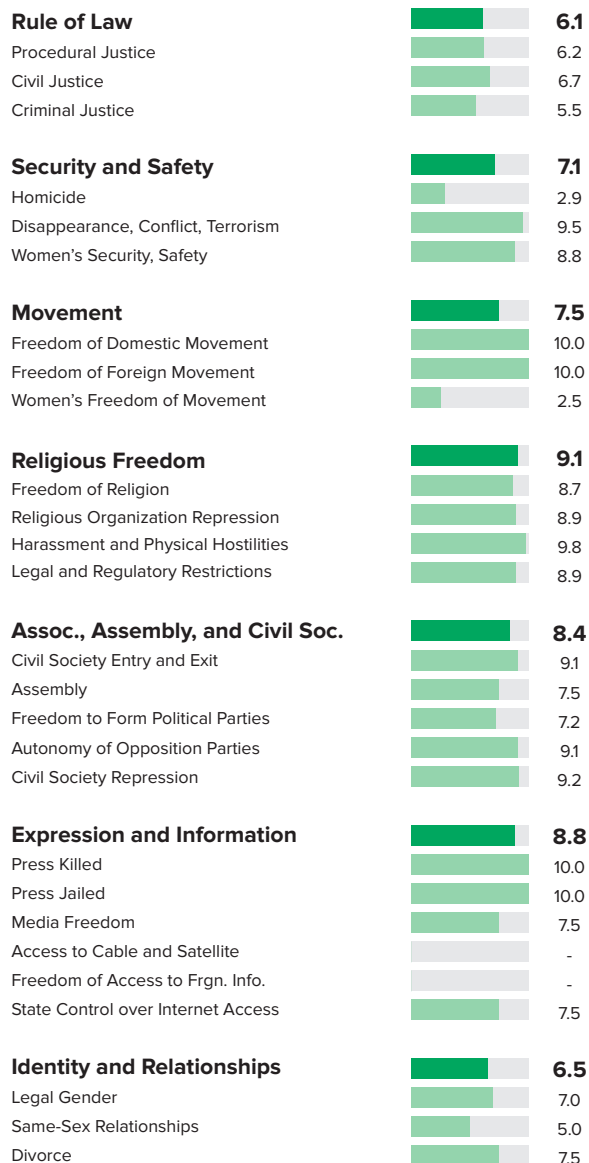
Score

6.92

Personal Freedom

69/162 Ranking

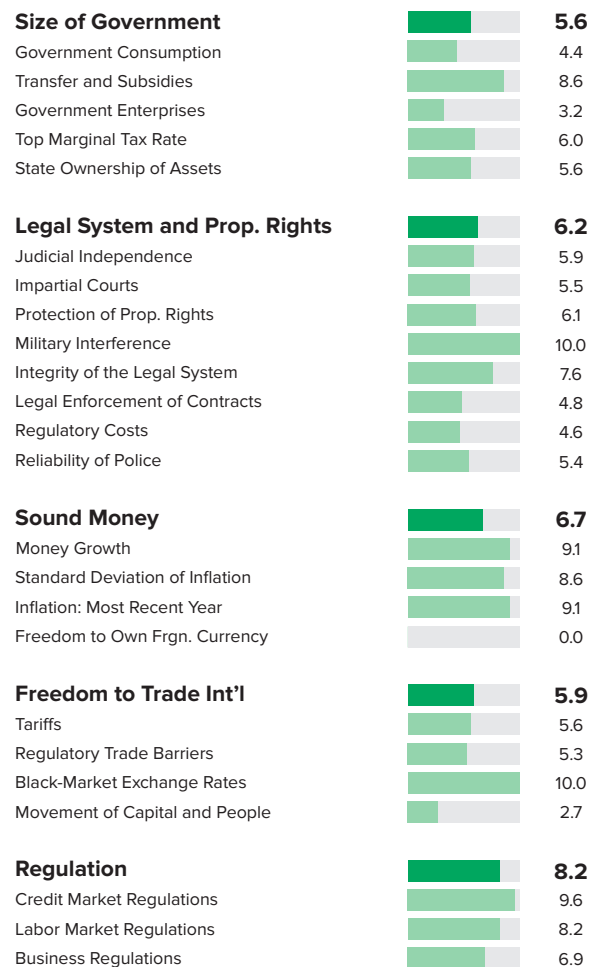
Score 7.32



Economic Freedom

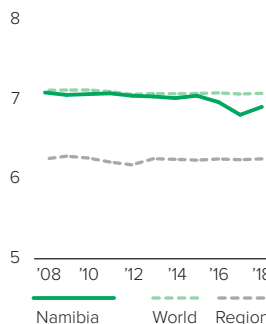
107/162 Ranking

Score 6.52

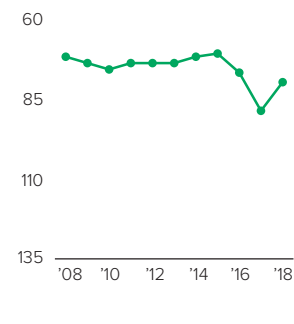


Human Freedom

Score over Time



Ranking over Time



NAMIBIA

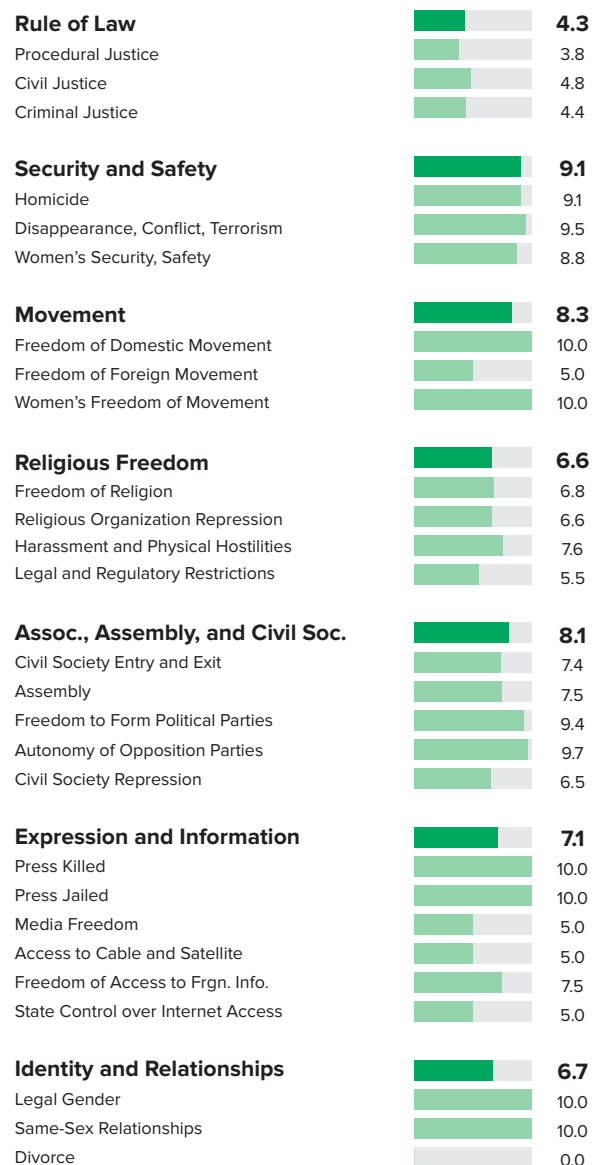
SUB-SAHARAN AFRICA

	2008	2009	2010	2011	2012	2013	2014	2015	2016	2017	2018
Human Freedom Ranking	7.09	7.06	7.07	7.08	7.05	7.04	7.02	7.04	6.97	6.82	6.92
	72	74	76	74	74	74	72	71	77	89	80
Economic Freedom	6.75	6.75	6.69	6.58	6.66	6.63	6.63	6.63	6.43	6.40	6.52
Personal Freedom	7.43	7.36	7.44	7.58	7.44	7.44	7.40	7.44	7.50	7.23	7.32
Rule of Law	6.0	5.8	5.7	5.7	5.6	5.6	5.4	5.5	5.8	5.6	6.1
Procedural Justice	-	-	-	-	-	-	-	-	-	6.0	6.2
Civil Justice	-	-	-	-	-	-	-	-	-	6.6	6.7
Criminal Justice	-	-	-	-	-	-	-	-	-	5.4	5.5
Security and Safety	5.9	5.7	6.2	7.1	6.7	6.7	6.7	6.7	6.7	7.1	7.1
Homicide	3.3	2.7	4.2	4.4	3.1	3.1	3.1	3.1	3.1	3.1	2.9
Disappearance, Conflict, Terrorism	9.5	9.5	9.5	9.5	9.5	9.5	9.5	9.5	9.5	9.5	9.5
Women's Security, Safety	5.0	5.0	5.0	7.5	7.5	7.5	7.5	7.5	7.5	8.8	8.8
Movement	10.0	10.0	10.0	10.0	10.0	10.0	10.0	10.0	10.0	7.5	7.5
Freedom of Domestic Movement	10.0	10.0	10.0	10.0	10.0	10.0	10.0	10.0	10.0	10.0	10.0
Freedom of Foreign Movement	10.0	10.0	10.0	10.0	10.0	10.0	10.0	10.0	10.0	10.0	10.0
Women's Freedom of Movement	10.0	10.0	10.0	10.0	10.0	10.0	10.0	10.0	10.0	2.5	2.5
Religious Freedom	9.0	9.2	9.0	9.0	8.9	9.0	8.8	9.0	8.9	9.2	9.1
Freedom of Religion	9.4	9.5	9.7	9.7	9.7	9.3	9.3	8.2	8.2	9.2	8.7
Religious Organization Repression	8.7	8.7	8.7	8.7	8.7	8.9	8.9	8.9	8.9	8.8	8.9
Harassment and Physical Hostilities	8.6	9.0	8.5	8.4	8.2	8.6	8.5	9.8	9.8	9.8	9.8
Legal and Regulatory Restrictions	9.1	9.8	9.3	9.1	9.0	9.3	8.7	9.1	8.9	8.9	8.9
Assoc., Assembly, and Civil Soc.	9.1	9.0	9.1	9.1	9.1	9.0	9.0	8.9	8.9	8.7	8.4
Civil Society Entry and Exit	10.0	10.0	10.0	10.0	10.0	10.0	10.0	10.0	10.0	9.5	9.1
Assembly	7.5	7.5	7.5	7.5	7.5	7.5	7.5	7.5	7.5	7.5	7.5
Freedom to Form Political Parties	8.4	8.1	8.4	8.4	8.4	8.2	8.2	8.1	8.1	7.7	7.2
Autonomy of Opposition Parties	9.8	9.8	9.8	9.8	9.8	9.3	9.3	9.3	9.3	9.3	9.1
Civil Society Repression	9.8	9.8	9.8	9.8	9.8	9.8	9.8	9.8	9.8	9.2	9.2
Expression and Information	9.0	9.1	8.9	8.2	8.3	8.3	8.6	8.6	8.6	8.8	8.8
Press Killed	10.0	10.0	10.0	10.0	10.0	10.0	10.0	10.0	10.0	10.0	10.0
Press Jailed	10.0	10.0	10.0	10.0	10.0	10.0	10.0	10.0	10.0	10.0	10.0
Media Freedom	7.4	8.0	6.8	6.9	7.0	7.0	6.8	6.8	6.9	7.5	7.5
Access to Cable and Satellite	10.0	10.0	10.0	7.5	7.5	7.5	-	-	-	-	-
Freedom of Access to Frgn. Info.	6.7	6.7	6.7	7.5	7.5	7.5	-	-	-	-	-
State Control over Internet Access	10.0	10.0	10.0	7.5	7.5	7.5	7.5	7.5	7.5	7.5	7.5
Identity and Relationships	7.5	7.5	7.5	7.5	7.5	7.5	7.5	7.3	7.3	6.5	6.5
Legal Gender	-	-	-	-	-	-	-	7.0	7.0	7.0	7.0
Same-Sex Relationships	5.0	5.0	5.0	5.0	5.0	5.0	5.0	5.0	5.0	5.0	5.0
Divorce	10.0	10.0	10.0	10.0	10.0	10.0	10.0	10.0	10.0	7.5	7.5

Personal Freedom

83/162 Ranking

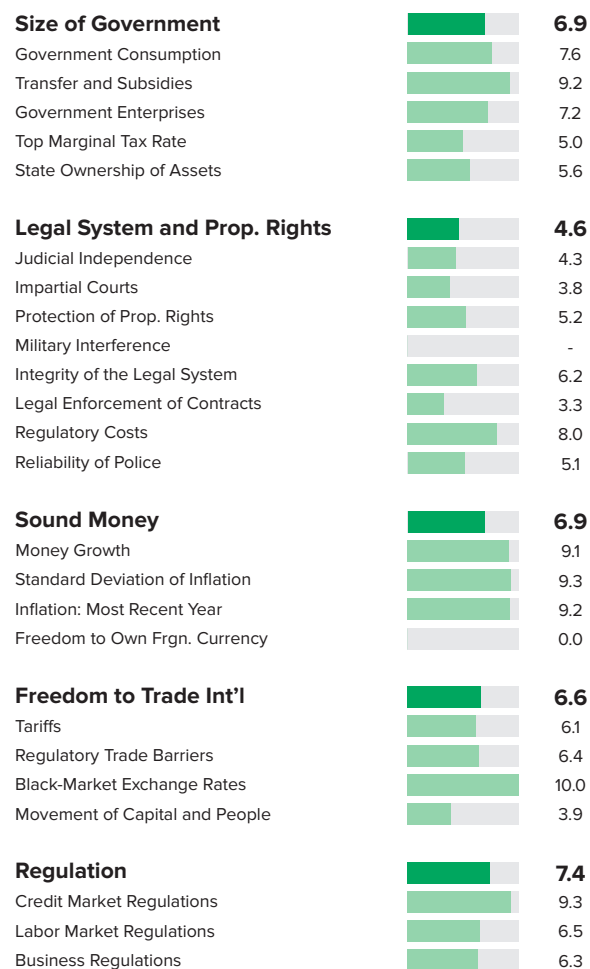
Score 7.03



Economic Freedom

109/162 Ranking

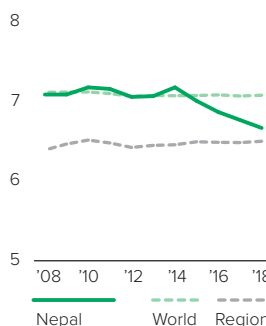
Score 6.48



Human Freedom

Score over Time

Ranking over Time



	2008	2009	2010	2011	2012	2013	2014	2015	2016	2017	2018
Human Freedom Ranking	7.09	7.09	7.18	7.16	7.06	7.07	7.18	7.01	6.87	6.85	6.76
	72	71	67	68	73	72	65	75	83	87	92
Economic Freedom	6.34	6.22	6.52	6.44	6.44	6.60	6.66	6.49	6.48	6.59	6.48
Personal Freedom	7.83	7.95	7.83	7.87	7.67	7.54	7.69	7.53	7.25	7.11	7.03
Rule of Law	5.1	5.1	5.1	5.1	4.5	4.5	4.3	4.2	4.3	4.3	4.3
Procedural Justice	5.5	5.5	5.5	5.5	4.9	4.3	3.9	3.9	3.9	4.5	3.8
Civil Justice	4.3	4.3	4.3	4.3	4.2	4.2	4.1	4.7	4.7	4.7	4.8
Criminal Justice	5.4	5.4	5.4	5.4	4.3	4.2	4.4	4.3	4.3	4.4	4.4
Security and Safety	8.3	8.5	8.6	9.4	9.5	9.5	9.6	9.5	9.2	9.1	9.1
Homicide	8.7	8.8	8.8	9.0	9.1	9.1	9.2	9.1	9.1	9.1	9.1
Disappearance, Conflict, Terrorism	8.9	9.2	9.4	9.3	9.4	9.4	9.5	9.5	8.5	9.4	9.5
Women's Security, Safety	7.5	7.5	7.5	10.0	10.0	10.0	10.0	10.0	10.0	8.8	8.8
Movement	8.3	8.3	8.3	8.3	8.3	6.7	8.3	8.3	6.7	8.3	8.3
Freedom of Domestic Movement	10.0	10.0	10.0	10.0	10.0	10.0	10.0	10.0	10.0	10.0	10.0
Freedom of Foreign Movement	10.0	10.0	10.0	10.0	10.0	5.0	10.0	10.0	5.0	5.0	5.0
Women's Freedom of Movement	5.0	5.0	5.0	5.0	5.0	5.0	5.0	5.0	5.0	10.0	10.0
Religious Freedom	8.9	8.9	8.8	8.6	8.4	8.6	8.3	7.3	6.6	6.7	6.6
Freedom of Religion	8.3	8.3	8.8	8.2	7.7	7.9	7.1	6.8	6.8	6.7	6.8
Religious Organization Repression	8.1	8.1	7.6	7.6	7.2	7.6	7.6	6.9	6.4	7.2	6.6
Harassment and Physical Hostilities	9.5	9.5	9.5	9.8	9.3	9.4	9.7	7.8	7.6	7.6	7.6
Legal and Regulatory Restrictions	9.7	9.5	9.3	8.8	9.4	9.3	8.9	7.6	5.5	5.5	5.5
Assoc., Assembly, and Civil Soc.	8.7	8.7	8.6	8.8	8.8	8.8	8.6	8.4	8.5	8.4	8.1
Civil Society Entry and Exit	8.2	8.2	7.6	8.5	8.5	8.0	8.1	7.5	7.9	7.4	7.4
Assembly	7.5	7.5	7.5	7.5	7.5	7.5	7.5	7.5	7.5	7.5	7.5
Freedom to Form Political Parties	9.4	9.4	9.2	9.2	9.1	9.3	8.8	9.1	9.1	9.6	9.4
Autonomy of Opposition Parties	8.9	8.9	9.5	9.5	9.4	9.6	9.4	9.7	9.7	9.7	9.7
Civil Society Repression	9.5	9.5	9.5	9.5	9.5	9.4	9.4	8.4	8.4	7.8	6.5
Expression and Information	8.8	9.6	8.4	6.6	6.3	6.6	7.0	7.0	7.0	7.5	7.1
Press Killed	8.7	8.8	6.3	10.0	8.8	10.0	10.0	10.0	10.0	10.0	10.0
Press Jailed	10.0	10.0	10.0	10.0	10.0	10.0	10.0	10.0	10.0	10.0	10.0
Media Freedom	4.0	8.6	3.8	4.4	4.0	4.3	4.3	4.5	4.7	7.5	5.0
Access to Cable and Satellite	10.0	10.0	10.0	5.0	5.0	5.0	5.0	5.0	5.0	5.0	5.0
Freedom of Access to Frgn. Info.	10.0	10.0	10.0	5.0	5.0	5.0	7.5	7.5	7.5	7.5	7.5
State Control over Internet Access	10.0	10.0	10.0	5.0	5.0	5.0	5.0	5.0	5.0	5.0	5.0
Identity and Relationships	10.0	10.0	10.0	10.0	10.0	10.0	10.0	10.0	10.0	6.7	6.7
Legal Gender	-	-	-	-	-	-	-	10.0	10.0	10.0	10.0
Same-Sex Relationships	10.0	10.0	10.0	10.0	10.0	10.0	10.0	10.0	10.0	10.0	10.0
Divorce	10.0	10.0	10.0	10.0	10.0	10.0	10.0	10.0	10.0	0.0	0.0

NETHERLANDS

WESTERN EUROPE

Ranking

14

Score

8.48

Personal Freedom

9/162 Ranking

Score 9.14

Rule of Law	8.2
Procedural Justice	8.6
Civil Justice	8.5
Criminal Justice	7.6

Security and Safety	9.9
Homicide	9.8
Disappearance, Conflict, Terrorism	10.0
Women's Security, Safety	10.0

Movement	10.0
Freedom of Domestic Movement	10.0
Freedom of Foreign Movement	10.0
Women's Freedom of Movement	10.0

Religious Freedom	8.6
Freedom of Religion	9.3
Religious Organization Repression	8.2
Harassment and Physical Hostilities	8.4
Legal and Regulatory Restrictions	8.2

Assoc., Assembly, and Civil Soc.	9.3
Civil Society Entry and Exit	9.3
Assembly	10.0
Freedom to Form Political Parties	8.6
Autonomy of Opposition Parties	9.6
Civil Society Repression	8.9

Expression and Information	10.0
Press Killed	10.0
Press Jailed	10.0
Media Freedom	10.0
Access to Cable and Satellite	10.0
Freedom of Access to Frgn. Info.	10.0
State Control over Internet Access	10.0

Identity and Relationships	8.2
Legal Gender	7.0
Same-Sex Relationships	10.0
Divorce	7.5

Economic Freedom

24/162 Ranking

Score 7.82

Size of Government	5.2
Government Consumption	1.3
Transfer and Subsidies	3.9
Government Enterprises	9.7
Top Marginal Tax Rate	3.0
State Ownership of Assets	8.3

Legal System and Prop. Rights	7.9
Judicial Independence	7.3
Impartial Courts	7.2
Protection of Prop. Rights	7.6
Military Interference	10.0
Integrity of the Legal System	8.6
Legal Enforcement of Contracts	6.6
Regulatory Costs	7.9
Reliability of Police	8.3

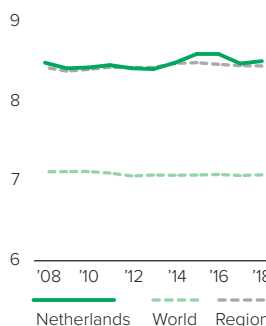
Sound Money	9.3
Money Growth	7.9
Standard Deviation of Inflation	9.7
Inflation: Most Recent Year	9.7
Freedom to Own Frgn. Currency	10.0

Freedom to Trade Int'l	8.6
Tariffs	8.1
Regulatory Trade Barriers	8.6
Black-Market Exchange Rates	10.0
Movement of Capital and People	7.8

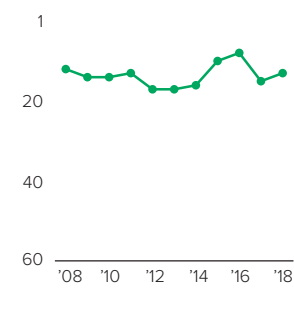
Regulation	8.0
Credit Market Regulations	8.0
Labor Market Regulations	7.6
Business Regulations	8.3

Human Freedom

Score over Time



Ranking over Time



NETHERLANDS

WESTERN EUROPE

	2008	2009	2010	2011	2012	2013	2014	2015	2016	2017	2018
Human Freedom Ranking	8.49	8.42	8.43	8.46	8.42	8.41	8.49	8.55	8.55	8.45	8.48
	13	15	15	14	18	18	17	11	9	16	14
Economic Freedom	7.79	7.66	7.70	7.75	7.73	7.71	7.82	7.85	7.82	7.72	7.82
Personal Freedom	9.19	9.18	9.16	9.16	9.10	9.11	9.15	9.24	9.27	9.18	9.14
Rule of Law	8.3	8.3	8.3	8.3	8.2	8.2	8.2	8.5	8.5	8.5	8.2
Procedural Justice	8.9	8.9	8.9	8.9	8.7	8.6	8.7	8.9	8.9	8.7	8.6
Civil Justice	8.0	8.0	8.0	8.0	8.4	8.6	8.8	8.7	8.7	8.6	8.5
Criminal Justice	8.0	8.0	8.0	8.0	7.5	7.5	8.0	8.0	8.0	7.6	7.6
Security and Safety	9.6	9.8	9.6	9.6	9.6	9.7	9.7	9.9	9.9	9.9	9.9
Homicide	9.6	9.6	9.7	9.7	9.7	9.7	9.7	9.8	9.8	9.7	9.8
Disappearance, Conflict, Terrorism	9.5	9.9	9.5	9.5	9.5	9.5	9.5	10.0	10.0	10.0	10.0
Women's Security, Safety	9.8	9.8	9.8	9.8	9.8	10.0	10.0	10.0	10.0	10.0	10.0
Movement	10.0	10.0	10.0	10.0	10.0	10.0	10.0	10.0	10.0	10.0	10.0
Freedom of Domestic Movement	10.0	10.0	10.0	10.0	10.0	10.0	10.0	10.0	10.0	10.0	10.0
Freedom of Foreign Movement	10.0	10.0	10.0	10.0	10.0	10.0	10.0	10.0	10.0	10.0	10.0
Women's Freedom of Movement	10.0	10.0	10.0	10.0	10.0	10.0	10.0	10.0	10.0	10.0	10.0
Religious Freedom	8.2	7.8	7.9	8.0	7.7	7.4	7.6	8.4	8.6	8.6	8.6
Freedom of Religion	10.0	10.0	10.0	10.0	10.0	9.5	9.5	9.5	9.5	9.3	9.3
Religious Organization Repression	9.3	9.3	9.1	9.1	9.1	8.4	8.4	8.3	8.3	8.2	8.2
Harassment and Physical Hostilities	8.3	7.8	7.5	7.9	6.8	6.7	6.6	8.4	8.4	8.4	8.4
Legal and Regulatory Restrictions	5.3	4.1	4.9	4.9	4.9	5.1	5.8	7.5	8.2	8.2	8.2
Assoc., Assembly, and Civil Soc.	9.1	9.1	9.1	8.9	8.9	9.0	9.2	9.1	9.1	9.0	9.3
Civil Society Entry and Exit	7.9	7.9	7.9	7.9	7.9	8.0	8.0	7.9	7.9	8.0	9.3
Assembly	10.0	10.0	10.0	10.0	10.0	10.0	10.0	10.0	10.0	10.0	10.0
Freedom to Form Political Parties	8.4	8.4	8.4	8.4	8.4	8.9	8.9	8.9	8.9	8.6	8.6
Autonomy of Opposition Parties	10.0	10.0	10.0	10.0	10.0	10.0	10.0	9.8	9.8	9.6	9.6
Civil Society Repression	8.9	8.9	9.0	8.3	8.3	8.3	8.9	8.9	8.9	8.9	8.9
Expression and Information	9.8	9.8	9.8	9.8	9.8	9.9	9.8	9.8	9.8	10.0	10.0
Press Killed	10.0	10.0	10.0	10.0	10.0	10.0	10.0	10.0	10.0	10.0	10.0
Press Jailed	10.0	10.0	10.0	10.0	10.0	10.0	10.0	10.0	10.0	10.0	10.0
Media Freedom	8.8	8.9	8.6	8.9	9.1	9.2	9.0	9.0	9.0	10.0	10.0
Access to Cable and Satellite	10.0	10.0	10.0	10.0	10.0	10.0	10.0	10.0	10.0	10.0	10.0
Freedom of Access to Frgn. Info.	10.0	10.0	10.0	10.0	10.0	10.0	10.0	10.0	10.0	10.0	10.0
State Control over Internet Access	10.0	10.0	10.0	10.0	10.0	10.0	10.0	10.0	10.0	10.0	10.0
Identity and Relationships	10.0	10.0	10.0	10.0	10.0	10.0	10.0	9.0	9.0	8.2	8.2
Legal Gender	-	-	-	-	-	-	-	7.0	7.0	7.0	7.0
Same-Sex Relationships	10.0	10.0	10.0	10.0	10.0	10.0	10.0	10.0	10.0	10.0	10.0
Divorce	10.0	10.0	10.0	10.0	10.0	10.0	10.0	10.0	10.0	7.5	7.5

NEW ZEALAND

OCEANIA

Ranking

1

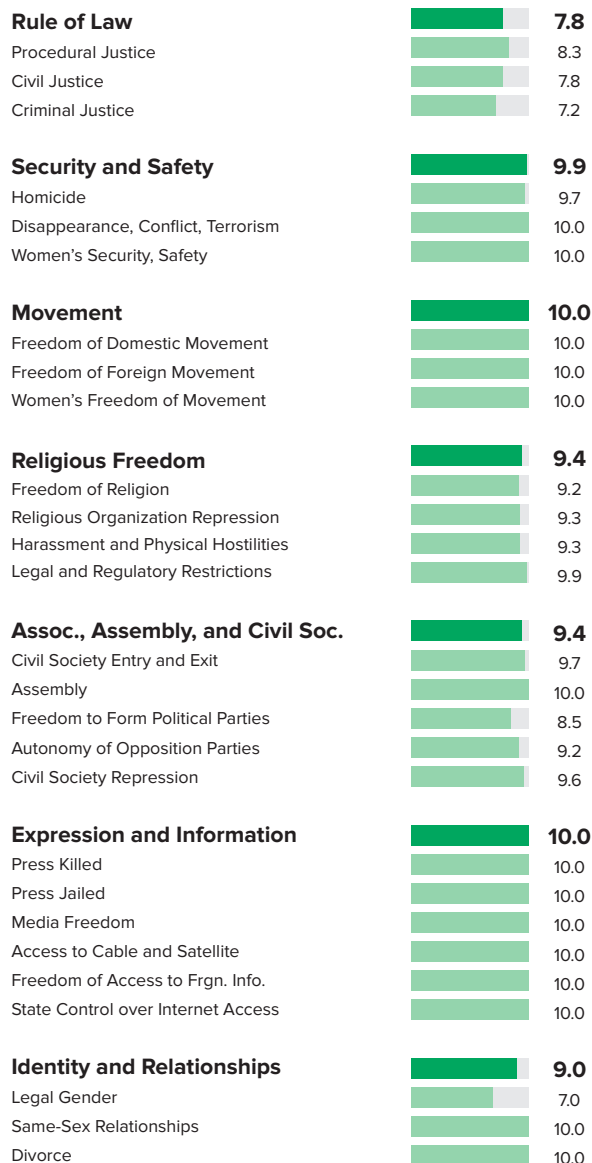
Score

8.87

Personal Freedom

5/162 Ranking

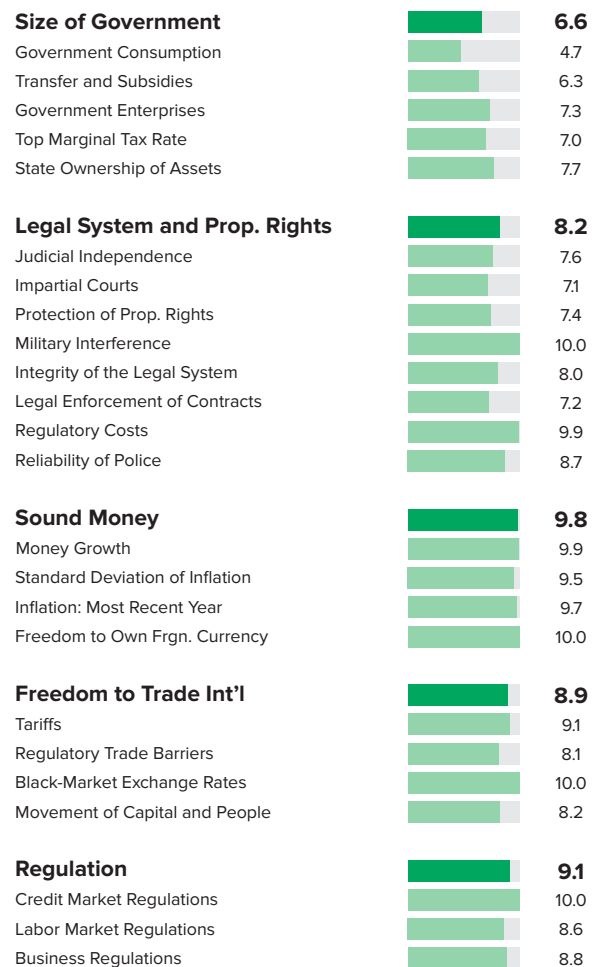
Score 9.21



Economic Freedom

3/162 Ranking

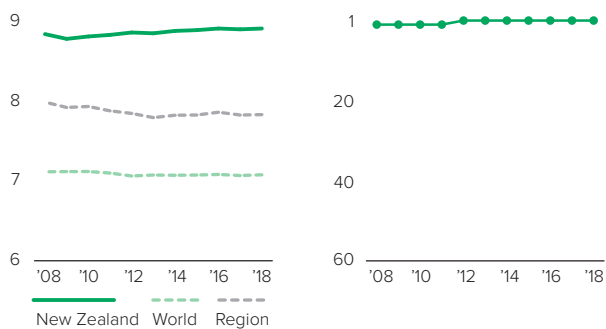
Score 8.53



Human Freedom

Score over Time

Ranking over Time



NEW ZEALAND

OCEANIA

	2008	2009	2010	2011	2012	2013	2014	2015	2016	2017	2018
Human Freedom Ranking	8.85	8.79	8.82	8.84	8.87	8.86	8.89	8.85	8.87	8.86	8.87
	2	2	2	2	1	1	1	1	1	1	1
Economic Freedom	8.32	8.24	8.24	8.28	8.43	8.44	8.46	8.50	8.53	8.48	8.53
Personal Freedom	9.38	9.33	9.39	9.39	9.30	9.28	9.31	9.19	9.20	9.24	9.21
Rule of Law	8.1	8.1	8.1	8.1	7.7	7.7	7.9	7.8	7.9	7.9	7.8
Procedural Justice	8.7	8.7	8.7	8.7	8.5	8.2	8.1	8.4	8.4	8.2	8.3
Civil Justice	7.6	7.6	7.6	7.6	7.4	7.8	7.8	7.9	7.9	7.8	7.8
Criminal Justice	7.9	7.9	7.9	7.9	7.2	7.7	7.5	7.4	7.4	7.2	7.2
Security and Safety	9.8	9.8	9.9	9.9	9.9	9.9	9.9	9.9	9.9	9.9	9.9
Homicide	9.5	9.4	9.6	9.6	9.6	9.6	9.6	9.6	9.6	9.7	9.7
Disappearance, Conflict, Terrorism	10.0	10.0	10.0	10.0	10.0	10.0	10.0	10.0	10.0	10.0	10.0
Women's Security, Safety	10.0	10.0	10.0	10.0	10.0	10.0	10.0	10.0	10.0	10.0	10.0
Movement	10.0	10.0	10.0	10.0	10.0	10.0	10.0	10.0	10.0	10.0	10.0
Freedom of Domestic Movement	10.0	10.0	10.0	10.0	10.0	10.0	10.0	10.0	10.0	10.0	10.0
Freedom of Foreign Movement	10.0	10.0	10.0	10.0	10.0	10.0	10.0	10.0	10.0	10.0	10.0
Women's Freedom of Movement	10.0	10.0	10.0	10.0	10.0	10.0	10.0	10.0	10.0	10.0	10.0
Religious Freedom	9.5	9.7	9.5	9.5	9.5	9.5	9.4	9.4	9.4	9.4	9.4
Freedom of Religion	9.8	9.8	9.8	9.8	9.8	9.2	9.2	9.2	9.2	9.2	9.2
Religious Organization Repression	9.1	9.1	9.1	9.1	9.1	9.1	9.1	9.1	9.1	9.1	9.3
Harassment and Physical Hostilities	9.2	9.9	9.9	9.8	9.8	9.7	9.8	9.7	9.3	9.3	9.3
Legal and Regulatory Restrictions	9.8	9.8	9.3	9.4	9.3	9.8	9.3	9.7	9.9	9.9	9.9
Assoc., Assembly, and Civil Soc.	9.7	9.7	9.7	9.7	9.7	9.6	9.6	9.6	9.6	9.6	9.4
Civil Society Entry and Exit	10.0	10.0	10.0	10.0	10.0	9.9	9.9	9.9	9.9	9.7	9.7
Assembly	10.0	10.0	10.0	10.0	10.0	10.0	10.0	10.0	10.0	10.0	10.0
Freedom to Form Political Parties	8.9	8.9	8.9	8.9	8.9	8.9	8.9	8.9	8.9	8.9	8.5
Autonomy of Opposition Parties	9.9	9.9	9.9	9.9	9.9	9.9	9.9	9.9	9.9	9.9	9.2
Civil Society Repression	9.5	9.5	9.5	9.5	9.5	9.2	9.2	9.2	9.2	9.6	9.6
Expression and Information	9.8	9.2	9.8	9.8	9.8	9.8	9.7	9.7	9.7	10.0	10.0
Press Killed	10.0	10.0	10.0	10.0	10.0	10.0	10.0	10.0	10.0	10.0	10.0
Press Jailed	10.0	10.0	10.0	10.0	10.0	10.0	10.0	10.0	10.0	10.0	10.0
Media Freedom	8.9	5.2	8.8	8.5	8.6	8.5	8.3	8.2	8.3	10.0	10.0
Access to Cable and Satellite	10.0	10.0	10.0	10.0	10.0	10.0	10.0	10.0	10.0	10.0	10.0
Freedom of Access to Frgn. Info.	10.0	10.0	10.0	10.0	10.0	10.0	10.0	10.0	10.0	10.0	10.0
State Control over Internet Access	10.0	10.0	10.0	10.0	10.0	10.0	10.0	10.0	10.0	10.0	10.0
Identity and Relationships	10.0	10.0	10.0	10.0	10.0	10.0	10.0	9.0	9.0	9.0	9.0
Legal Gender	-	-	-	-	-	-	-	7.0	7.0	7.0	7.0
Same-Sex Relationships	10.0	10.0	10.0	10.0	10.0	10.0	10.0	10.0	10.0	10.0	10.0
Divorce	10.0	10.0	10.0	10.0	10.0	10.0	10.0	10.0	10.0	10.0	10.0

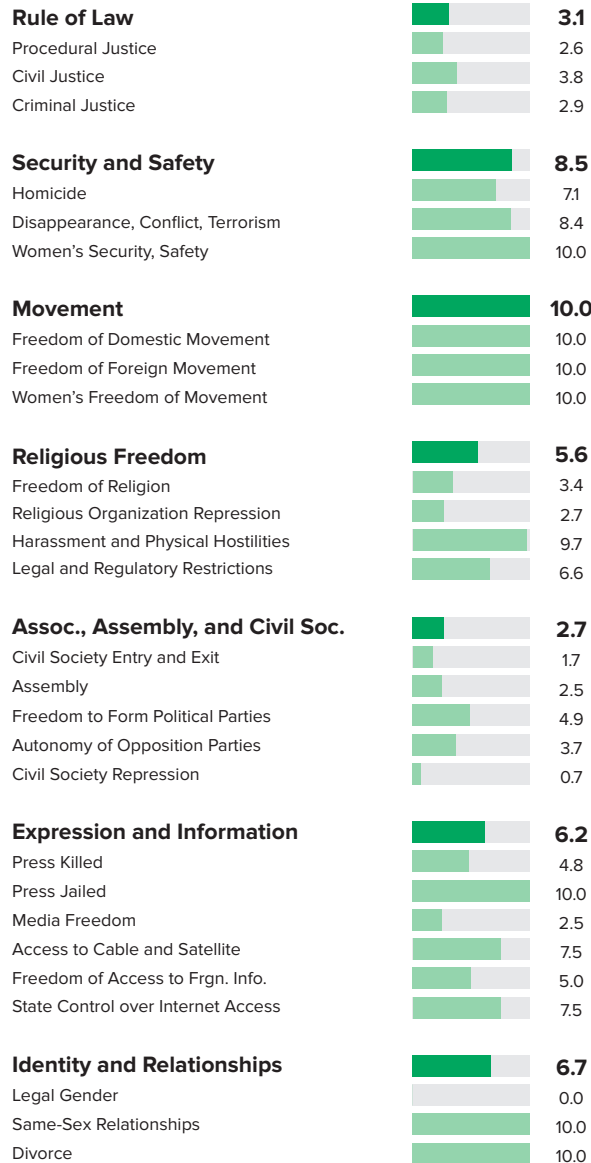
NICARAGUA

LATIN AMERICA & THE CARIBBEAN

Ranking **106** Score **6.54**

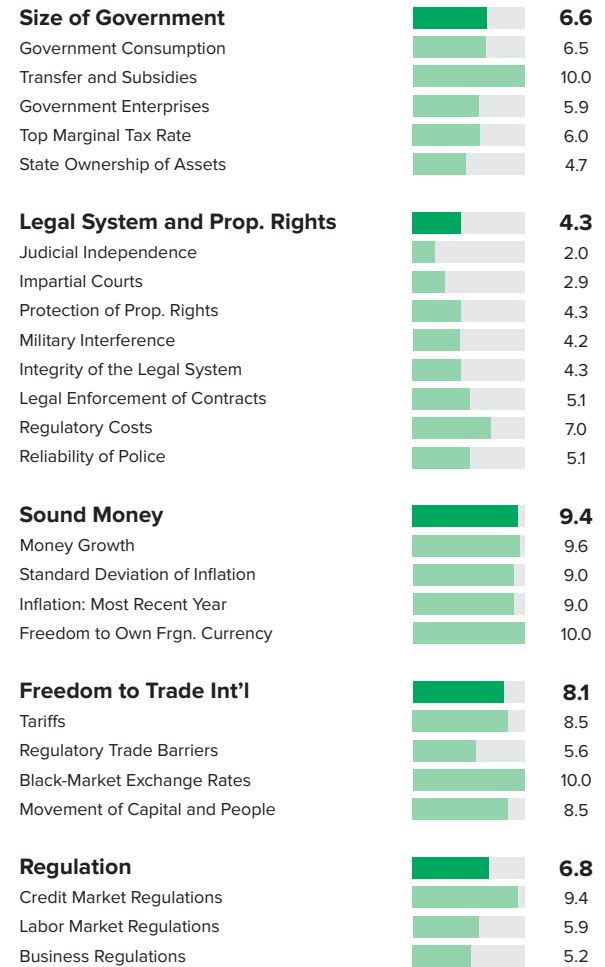
Personal Freedom

120/162 Ranking Score 6.02



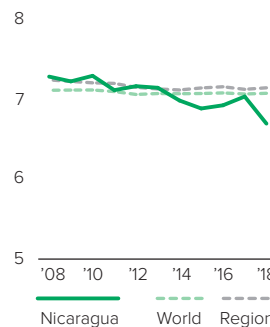
Economic Freedom

74/162 Ranking Score 7.05

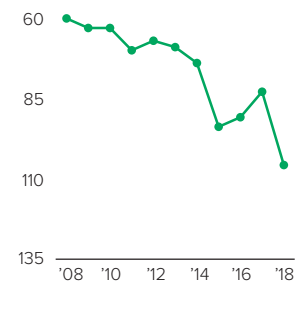


Human Freedom

Score over Time



Ranking over Time



NICARAGUA

LATIN AMERICA & THE CARIBBEAN

	2008	2009	2010	2011	2012	2013	2014	2015	2016	2017	2018
Human Freedom Ranking	7.29	7.23	7.30	7.12	7.17	7.15	6.99	6.73	6.76	6.88	6.54
	60	63	63	70	67	69	74	94	91	83	106
Economic Freedom	7.15	7.10	7.18	7.26	7.31	7.34	7.29	7.17	7.17	7.12	7.05
Personal Freedom	7.42	7.36	7.42	6.98	7.03	6.95	6.68	6.28	6.34	6.63	6.02
Rule of Law	4.3	4.3	4.3	4.3	3.8	3.8	3.6	3.4	3.8	3.8	3.1
Procedural Justice	4.5	4.5	4.5	4.5	4.0	3.8	3.4	4.0	4.0	2.7	2.6
Civil Justice	4.2	4.2	4.2	4.2	3.7	3.6	3.7	3.9	3.9	4.1	3.8
Criminal Justice	4.2	4.2	4.2	4.2	3.5	3.3	3.2	3.4	3.4	2.8	2.9
Security and Safety	8.1	7.9	8.0	7.3	7.5	7.7	7.8	7.9	8.0	8.9	8.5
Homicide	4.7	4.3	4.5	4.9	5.4	6.0	6.5	6.6	7.1	7.1	7.1
Disappearance, Conflict, Terrorism	9.5	9.5	9.5	9.5	9.5	9.5	9.3	9.5	9.5	9.5	8.4
Women's Security, Safety	10.0	10.0	10.0	7.5	7.5	7.5	7.5	7.5	7.5	10.0	10.0
Movement	10.0	10.0	10.0	6.7	8.3	8.3	8.3	8.3	8.3	10.0	10.0
Freedom of Domestic Movement	10.0	10.0	10.0	5.0	10.0	10.0	10.0	10.0	10.0	10.0	10.0
Freedom of Foreign Movement	10.0	10.0	10.0	10.0	10.0	10.0	10.0	10.0	10.0	10.0	10.0
Women's Freedom of Movement	10.0	10.0	10.0	5.0	5.0	5.0	5.0	5.0	5.0	10.0	10.0
Religious Freedom	8.6	8.7	8.7	8.8	8.7	8.5	8.5	7.9	7.5	7.1	5.6
Freedom of Religion	8.9	9.0	8.9	8.9	8.5	8.6	8.6	7.5	7.5	5.9	3.4
Religious Organization Repression	7.2	7.2	7.2	7.2	7.2	6.3	6.3	6.3	6.3	6.3	2.7
Harassment and Physical Hostilities	9.4	9.7	9.6	9.6	9.5	9.5	9.5	9.5	9.7	9.7	9.7
Legal and Regulatory Restrictions	9.0	9.1	9.1	9.5	9.5	9.4	9.6	8.3	6.6	6.6	6.6
Assoc., Assembly, and Civil Soc.	6.5	6.5	6.5	6.5	6.4	5.3	4.2	4.2	4.0	3.9	2.7
Civil Society Entry and Exit	5.6	5.6	5.6	5.6	5.6	3.5	3.5	3.5	3.3	3.6	1.7
Assembly	7.5	7.5	7.5	7.5	7.5	7.5	2.5	2.5	2.5	2.5	2.5
Freedom to Form Political Parties	7.7	7.7	7.7	7.7	7.7	6.9	6.9	6.9	6.2	5.9	4.9
Autonomy of Opposition Parties	6.8	6.8	6.8	6.8	6.6	4.6	4.6	4.6	4.6	4.1	3.7
Civil Society Repression	5.0	5.0	5.0	5.0	4.5	4.1	3.5	3.5	3.5	3.3	0.7
Expression and Information	8.1	7.7	8.1	8.8	8.8	8.8	7.5	7.5	7.4	7.1	6.2
Press Killed	10.0	10.0	10.0	10.0	10.0	10.0	10.0	10.0	10.0	10.0	4.8
Press Jailed	10.0	10.0	10.0	10.0	10.0	10.0	10.0	10.0	10.0	10.0	10.0
Media Freedom	5.3	2.6	5.5	5.3	5.2	5.0	5.0	4.8	4.7	2.5	2.5
Access to Cable and Satellite	6.7	6.7	6.7	10.0	10.0	10.0	7.5	7.5	7.5	7.5	7.5
Freedom of Access to Frgn. Info.	6.7	6.7	6.7	7.5	7.5	7.5	5.0	5.0	5.0	5.0	5.0
State Control over Internet Access	10.0	10.0	10.0	10.0	10.0	10.0	7.5	7.5	7.5	7.5	7.5
Identity and Relationships	10.0	10.0	10.0	10.0	10.0	10.0	10.0	6.7	6.7	6.7	6.7
Legal Gender	-	-	-	-	-	-	-	0.0	0.0	0.0	0.0
Same-Sex Relationships	10.0	10.0	10.0	10.0	10.0	10.0	10.0	10.0	10.0	10.0	10.0
Divorce	10.0	10.0	10.0	10.0	10.0	10.0	10.0	10.0	10.0	10.0	10.0

NIGER

SUB-SAHARAN AFRICA

Ranking

136

Score

5.97

Personal Freedom

118/162 Ranking

Score 6.09

Rule of Law

Procedural Justice	3.5
Civil Justice	4.5
Criminal Justice	3.8

Security and Safety

Homicide	8.2
Disappearance, Conflict, Terrorism	7.9
Women's Security, Safety	4.9

Movement

Freedom of Domestic Movement	5.0
Freedom of Foreign Movement	10.0
Women's Freedom of Movement	10.0

Religious Freedom

Freedom of Religion	7.8
Religious Organization Repression	6.3
Harassment and Physical Hostilities	9.3
Legal and Regulatory Restrictions	6.6

Assoc., Assembly, and Civil Soc.

Civil Society Entry and Exit	8.1
Assembly	5.0
Freedom to Form Political Parties	8.2
Autonomy of Opposition Parties	8.1
Civil Society Repression	6.8

Expression and Information

Press Killed	10.0
Press Jailed	10.0
Media Freedom	5.0
Access to Cable and Satellite	2.5
Freedom of Access to Frgn. Info.	2.5
State Control over Internet Access	2.5

Identity and Relationships

Legal Gender	-
Same-Sex Relationships	10.0
Divorce	0.0

Economic Freedom

139/162 Ranking

Score 5.85

Size of Government

Government Consumption	6.5
Transfer and Subsidies	9.8
Government Enterprises	4.5
Top Marginal Tax Rate	5.0
State Ownership of Assets	5.8

Legal System and Prop. Rights

Judicial Independence	4.8
Impartial Courts	4.3
Protection of Prop. Rights	4.7
Military Interference	3.3
Integrity of the Legal System	4.7
Legal Enforcement of Contracts	4.4
Regulatory Costs	7.3
Reliability of Police	4.5

Sound Money

Money Growth	8.9
Standard Deviation of Inflation	9.5
Inflation: Most Recent Year	9.4
Freedom to Own Frgn. Currency	0.0

Freedom to Trade Int'l

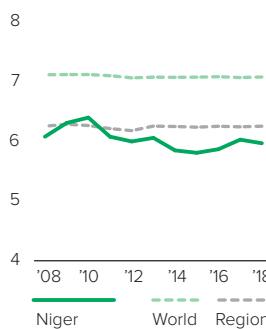
Tariffs	6.1
Regulatory Trade Barriers	5.4
Black-Market Exchange Rates	10.0
Movement of Capital and People	1.5

Regulation

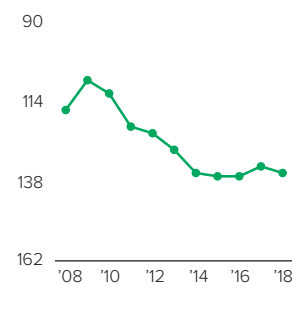
Credit Market Regulations	7.1
Labor Market Regulations	4.3
Business Regulations	7.6

Human Freedom

Score over Time



Ranking over Time



NIGER

SUB-SAHARAN AFRICA

	2008	2009	2010	2011	2012	2013	2014	2015	2016	2017	2018
Human Freedom Ranking	6.08	6.31	6.40	6.08	6.00	6.06	5.85	5.81	5.87	6.03	5.97
	117	108	112	122	124	129	136	137	137	134	136
Economic Freedom	5.47	5.79	5.80	5.72	5.54	5.62	5.68	5.71	5.90	5.94	5.85
Personal Freedom	6.69	6.82	6.99	6.44	6.46	6.49	6.02	5.90	5.83	6.11	6.09
Rule of Law	4.6	4.9	4.8	5.0	4.2	4.2	4.1	4.3	4.1	4.1	3.9
Procedural Justice	-	-	-	-	-	-	-	-	-	3.7	3.5
Civil Justice	-	-	-	-	-	-	-	-	-	4.3	4.5
Criminal Justice	-	-	-	-	-	-	-	-	-	3.4	3.8
Security and Safety	8.0	8.1	8.1	7.3	7.4	7.3	7.2	6.3	6.6	6.8	7.0
Homicide	8.1	8.1	8.1	8.1	8.2	8.2	8.2	8.2	8.2	8.2	8.2
Disappearance, Conflict, Terrorism	8.5	8.9	9.0	9.0	9.0	8.8	8.4	5.7	6.8	7.3	7.9
Women's Security, Safety	7.4	7.4	7.4	4.9	4.9	4.9	4.9	4.9	4.9	4.9	4.9
Movement	6.7	6.7	8.3	3.3	5.0	5.0	5.0	6.7	5.0	8.3	8.3
Freedom of Domestic Movement	5.0	5.0	10.0	5.0	5.0	5.0	5.0	10.0	5.0	5.0	5.0
Freedom of Foreign Movement	5.0	5.0	5.0	5.0	10.0	10.0	10.0	10.0	10.0	10.0	10.0
Women's Freedom of Movement	10.0	10.0	10.0	0.0	0.0	0.0	0.0	0.0	0.0	10.0	10.0
Religious Freedom	7.7	7.8	7.8	7.6	7.8	8.0	8.4	7.8	8.1	7.6	7.5
Freedom of Religion	6.3	6.2	6.2	6.2	6.5	7.8	7.8	7.8	7.8	7.8	7.8
Religious Organization Repression	9.0	9.0	8.9	8.9	8.8	8.7	8.7	8.7	8.6	6.6	6.3
Harassment and Physical Hostilities	7.8	7.9	8.0	7.7	7.9	7.7	8.7	8.3	9.3	9.3	9.3
Legal and Regulatory Restrictions	7.7	8.1	7.9	7.6	7.9	7.6	8.4	6.3	6.6	6.6	6.6
Assoc., Assembly, and Civil Soc.	7.8	7.7	8.0	8.6	8.5	9.1	8.1	7.8	7.9	7.6	7.2
Civil Society Entry and Exit	7.7	7.2	7.9	7.9	7.9	10.0	10.0	10.0	10.0	8.4	8.1
Assembly	7.5	7.5	7.5	10.0	10.0	10.0	5.0	5.0	5.0	5.0	5.0
Freedom to Form Political Parties	8.4	8.4	8.5	8.5	8.4	8.1	8.1	8.1	8.1	8.1	8.2
Autonomy of Opposition Parties	8.1	8.1	8.1	8.1	8.0	7.6	7.6	7.6	8.1	8.7	8.1
Civil Society Repression	7.5	7.1	7.9	8.3	8.3	9.6	9.6	8.4	8.5	7.7	6.8
Expression and Information	8.3	8.6	8.4	9.2	9.2	9.2	5.4	5.4	5.4	5.3	5.4
Press Killed	10.0	10.0	10.0	10.0	10.0	10.0	10.0	10.0	10.0	10.0	10.0
Press Jailed	10.0	10.0	10.0	10.0	10.0	10.0	10.0	10.0	10.0	9.5	10.0
Media Freedom	3.2	4.8	3.9	5.4	5.3	5.0	5.1	4.8	5.0	5.0	5.0
Access to Cable and Satellite	10.0	10.0	10.0	10.0	10.0	10.0	2.5	2.5	2.5	2.5	2.5
Freedom of Access to Frgn. Info.	6.7	6.7	6.7	10.0	10.0	10.0	2.5	2.5	2.5	2.5	2.5
State Control over Internet Access	10.0	10.0	10.0	10.0	10.0	10.0	2.5	2.5	2.5	2.5	2.5
Identity and Relationships	5.0	5.0	5.0	5.0	5.0	5.0	5.0	5.0	5.0	5.0	5.0
Legal Gender	-	-	-	-	-	-	-	-	-	-	-
Same-Sex Relationships	10.0	10.0	10.0	10.0	10.0	10.0	10.0	10.0	10.0	10.0	10.0
Divorce	0.0	0.0	0.0	0.0	0.0	0.0	0.0	0.0	0.0	0.0	0.0

NIGERIA

SUB-SAHARAN AFRICA

Ranking

131

Score

6.05

Personal Freedom

149/162 Ranking

Score 5.16

Rule of Law		4.1
Procedural Justice		3.3
Civil Justice		5.0
Criminal Justice		4.0

Security and Safety		4.1
Homicide		0.0
Disappearance, Conflict, Terrorism		7.0
Women's Security, Safety		5.3

Movement		5.8
Freedom of Domestic Movement		10.0
Freedom of Foreign Movement		5.0
Women's Freedom of Movement		2.5

Religious Freedom		6.3
Freedom of Religion		6.1
Religious Organization Repression		7.2
Harassment and Physical Hostilities		6.5
Legal and Regulatory Restrictions		5.5

Assoc., Assembly, and Civil Soc.		7.6
Civil Society Entry and Exit		8.2
Assembly		7.5
Freedom to Form Political Parties		8.9
Autonomy of Opposition Parties		7.3
Civil Society Repression		6.3

Expression and Information		8.8
Press Killed		10.0
Press Jailed		10.0
Media Freedom		5.0
Access to Cable and Satellite		10.0
Freedom of Access to Frgn. Info.		10.0
State Control over Internet Access		7.5

Identity and Relationships		2.5
Legal Gender		-
Same-Sex Relationships		0.0
Divorce		5.0

Economic Freedom

81/162 Ranking

Score 6.93

Size of Government		8.2
Government Consumption		9.8
Transfer and Subsidies		9.9
Government Enterprises		8.3
Top Marginal Tax Rate		7.0
State Ownership of Assets		6.0

Legal System and Prop. Rights		3.6
Judicial Independence		4.1
Impartial Courts		3.6
Protection of Prop. Rights		4.7
Military Interference		3.3
Integrity of the Legal System		4.6
Legal Enforcement of Contracts		5.1
Regulatory Costs		4.6
Reliability of Police		3.0

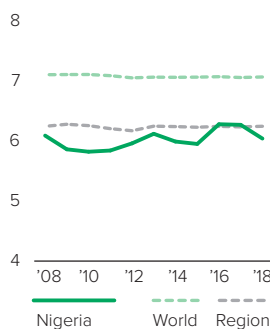
Sound Money		9.0
Money Growth		9.8
Standard Deviation of Inflation		8.5
Inflation: Most Recent Year		7.6
Freedom to Own Frgn. Currency		10.0

Freedom to Trade Int'l		6.0
Tariffs		7.2
Regulatory Trade Barriers		3.4
Black-Market Exchange Rates		10.0
Movement of Capital and People		3.5

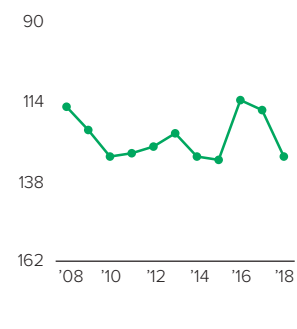
Regulation		7.9
Credit Market Regulations		9.0
Labor Market Regulations		9.0
Business Regulations		5.7

Human Freedom

Score over Time



Ranking over Time



NIGERIA

SUB-SAHARAN AFRICA

	2008	2009	2010	2011	2012	2013	2014	2015	2016	2017	2018
Human Freedom Ranking	6.10	5.87	5.83	5.85	5.97	6.13	6.00	5.96	6.29	6.28	6.05
	116	123	131	130	128	124	131	132	114	117	131
Economic Freedom	6.14	6.03	6.17	6.49	6.42	6.65	6.65	6.63	6.87	6.83	6.93
Personal Freedom	6.05	5.71	5.49	5.20	5.51	5.60	5.35	5.29	5.70	5.72	5.16
Rule of Law	3.7	3.7	3.7	3.7	3.6	3.6	4.0	4.2	4.3	4.3	4.1
Procedural Justice	2.8	2.8	2.8	2.8	2.7	3.2	3.7	3.8	3.8	3.5	3.3
Civil Justice	5.3	5.3	5.3	5.3	5.0	5.0	4.8	5.0	5.0	4.8	5.0
Criminal Justice	2.8	2.8	2.8	2.8	3.1	3.6	4.2	4.2	4.2	4.3	4.0
Security and Safety	7.1	6.6	6.2	5.5	5.6	5.2	3.9	3.9	5.1	6.1	4.1
Homicide	5.7	5.7	5.7	5.7	5.7	6.1	6.1	6.1	6.1	6.1	0.0
Disappearance, Conflict, Terrorism	9.0	7.7	6.4	6.0	6.3	6.0	2.2	2.2	5.6	7.0	7.0
Women's Security, Safety	6.6	6.6	6.6	4.8	4.8	3.5	3.5	3.5	3.5	5.4	5.3
Movement	6.7	5.0	3.3	1.7	5.0	6.7	6.7	6.7	8.3	5.8	5.8
Freedom of Domestic Movement	10.0	10.0	5.0	5.0	5.0	5.0	5.0	5.0	10.0	10.0	10.0
Freedom of Foreign Movement	5.0	0.0	0.0	0.0	10.0	10.0	10.0	10.0	10.0	5.0	5.0
Women's Freedom of Movement	5.0	5.0	5.0	0.0	0.0	5.0	5.0	5.0	5.0	2.5	2.5
Religious Freedom	8.2	8.2	8.0	8.1	8.0	8.3	8.4	7.1	6.3	6.3	6.3
Freedom of Religion	7.8	7.6	7.6	8.0	8.0	7.7	7.7	7.7	6.2	6.1	6.1
Religious Organization Repression	6.7	6.7	6.7	6.7	6.7	7.8	7.8	7.8	7.2	7.2	7.2
Harassment and Physical Hostilities	8.7	9.1	8.5	8.8	8.3	8.7	8.6	6.8	6.5	6.5	6.5
Legal and Regulatory Restrictions	9.5	9.5	9.4	8.9	8.9	8.9	9.4	6.3	5.5	5.5	5.5
Assoc., Assembly, and Civil Soc.	7.2	7.2	7.1	7.6	7.6	7.5	7.5	7.5	7.7	7.6	7.6
Civil Society Entry and Exit	8.0	8.0	8.0	8.0	8.0	8.2	8.2	8.2	8.3	8.2	8.2
Assembly	5.0	5.0	5.0	7.5	7.5	7.5	7.5	7.5	7.5	7.5	7.5
Freedom to Form Political Parties	8.2	8.2	8.2	8.2	8.2	8.2	8.2	8.2	8.9	8.9	8.9
Autonomy of Opposition Parties	6.8	6.8	6.6	6.6	6.6	6.6	6.6	6.6	6.6	7.3	7.3
Civil Society Repression	7.9	7.9	7.8	7.8	7.8	7.2	7.2	7.0	7.0	6.4	6.3
Expression and Information	9.1	8.3	9.1	9.1	9.1	9.1	8.7	8.7	8.7	8.7	8.8
Press Killed	9.6	9.8	9.4	9.8	9.6	9.8	10.0	10.0	10.0	9.8	10.0
Press Jailed	10.0	10.0	10.0	10.0	10.0	10.0	10.0	10.0	9.9	9.9	10.0
Media Freedom	4.8	0.0	5.0	5.1	5.0	4.9	4.8	4.9	4.9	5.0	5.0
Access to Cable and Satellite	10.0	10.0	10.0	10.0	10.0	10.0	10.0	10.0	10.0	10.0	10.0
Freedom of Access to Frgn. Info.	10.0	10.0	10.0	10.0	10.0	10.0	10.0	10.0	10.0	10.0	10.0
State Control over Internet Access	10.0	10.0	10.0	10.0	10.0	10.0	7.5	7.5	7.5	7.5	7.5
Identity and Relationships	2.5	2.5	2.5	2.5	2.5	2.5	2.5	2.5	2.5	2.5	2.5
Legal Gender	-	-	-	-	-	-	-	-	-	-	-
Same-Sex Relationships	0.0	0.0	0.0	0.0	0.0	0.0	0.0	0.0	0.0	0.0	0.0
Divorce	5.0	5.0	5.0	5.0	5.0	5.0	5.0	5.0	5.0	5.0	5.0

NORTH MACEDONIA

EASTERN EUROPE

Ranking

55

Score

7.40

Personal Freedom

55/162 Ranking

Score 7.65

Rule of Law		5.2
Procedural Justice		5.5
Civil Justice		5.5
Criminal Justice		4.5

Security and Safety		9.1
Homicide		9.5
Disappearance, Conflict, Terrorism		9.0
Women's Security, Safety		8.8

Movement		8.3
Freedom of Domestic Movement		10.0
Freedom of Foreign Movement		5.0
Women's Freedom of Movement		10.0

Religious Freedom		6.8
Freedom of Religion		5.6
Religious Organization Repression		6.8
Harassment and Physical Hostilities		8.7
Legal and Regulatory Restrictions		6.3

Assoc., Assembly, and Civil Soc.		7.9
Civil Society Entry and Exit		6.7
Assembly		7.5
Freedom to Form Political Parties		8.0
Autonomy of Opposition Parties		7.4
Civil Society Repression		10.0

Expression and Information		8.8
Press Killed		10.0
Press Jailed		10.0
Media Freedom		5.0
Access to Cable and Satellite		10.0
Freedom of Access to Frgn. Info.		10.0
State Control over Internet Access		7.5

Identity and Relationships		9.0
Legal Gender		7.0
Same-Sex Relationships		10.0
Divorce		10.0

Economic Freedom

71/162 Ranking

Score 7.15

Size of Government		7.2
Government Consumption		6.1
Transfer and Subsidies		5.5
Government Enterprises		8.1
Top Marginal Tax Rate		8.5
State Ownership of Assets		7.8

Legal System and Prop. Rights		4.6
Judicial Independence		2.9
Impartial Courts		3.6
Protection of Prop. Rights		5.3
Military Interference		-
Integrity of the Legal System		5.4
Legal Enforcement of Contracts		3.9
Regulatory Costs		8.4
Reliability of Police		3.9

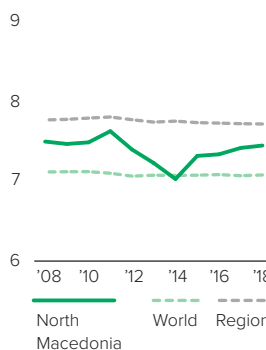
Sound Money		8.1
Money Growth		8.6
Standard Deviation of Inflation		9.3
Inflation: Most Recent Year		9.7
Freedom to Own Frgn. Currency		5.0

Freedom to Trade Int'l		7.7
Tariffs		8.3
Regulatory Trade Barriers		7.3
Black-Market Exchange Rates		10.0
Movement of Capital and People		5.4

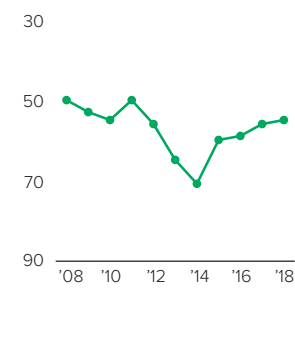
Regulation		8.1
Credit Market Regulations		9.8
Labor Market Regulations		7.1
Business Regulations		7.4

Human Freedom

Score over Time



Ranking over Time



NORTH MACEDONIA

EASTERN EUROPE

	2008	2009	2010	2011	2012	2013	2014	2015	2016	2017	2018
Human Freedom Ranking	7.50	7.47	7.49	7.63	7.40	7.23	7.03	7.27	7.29	7.37	7.40
Economic Freedom	7.03	7.06	7.06	7.10	7.07	7.11	7.14	7.24	7.21	7.15	7.15
Personal Freedom	7.96	7.87	7.91	8.15	7.72	7.34	6.91	7.29	7.36	7.58	7.65
Rule of Law	5.6	5.6	5.6	5.6	5.5	5.5	3.3	5.1	5.0	5.0	5.2
Procedural Justice	6.0	6.0	6.0	6.0	6.1	4.8	4.6	4.7	4.7	5.2	5.5
Civil Justice	5.3	5.3	5.3	5.3	5.4	5.7	5.6	5.6	5.6	5.7	5.5
Criminal Justice	5.3	5.3	5.3	5.3	5.0	4.4	5.1	4.7	4.7	4.7	4.5
Security and Safety	8.7	8.8	8.7	9.6	9.6	8.9	8.7	8.7	8.7	9.1	9.1
Homicide	9.3	9.3	9.2	9.4	9.4	9.6	9.3	9.5	9.6	9.4	9.5
Disappearance, Conflict, Terrorism	9.2	9.5	9.5	9.5	9.3	9.5	9.4	9.0	9.0	9.0	9.0
Women's Security, Safety	7.5	7.5	7.5	10.0	10.0	7.5	7.5	7.5	7.5	8.8	8.8
Movement	10.0	10.0	10.0	10.0	6.7	6.7	6.7	6.7	8.3	8.3	8.3
Freedom of Domestic Movement	10.0	10.0	10.0	10.0	10.0	10.0	10.0	10.0	10.0	10.0	10.0
Freedom of Foreign Movement	10.0	10.0	10.0	10.0	0.0	0.0	0.0	0.0	5.0	5.0	5.0
Women's Freedom of Movement	10.0	10.0	10.0	10.0	10.0	10.0	10.0	10.0	10.0	10.0	10.0
Religious Freedom	7.8	7.6	7.5	7.9	7.5	7.3	7.3	7.1	6.7	6.9	6.8
Freedom of Religion	6.6	6.6	6.7	7.1	6.5	5.9	5.6	6.5	5.6	6.1	5.6
Religious Organization Repression	6.8	6.7	6.7	6.7	6.2	5.8	5.8	6.3	6.2	6.6	6.8
Harassment and Physical Hostilities	9.0	8.9	8.7	8.9	8.9	8.9	9.0	8.5	8.7	8.7	8.7
Legal and Regulatory Restrictions	8.9	8.2	8.0	9.0	8.5	8.6	8.6	7.2	6.3	6.3	6.3
Assoc., Assembly, and Civil Soc.	7.5	7.3	7.3	7.2	7.2	7.0	7.1	7.1	6.8	7.7	7.9
Civil Society Entry and Exit	7.7	7.3	7.1	7.1	7.0	7.1	7.1	6.9	6.0	7.0	6.7
Assembly	-	-	-	-	-	-	7.5	7.5	7.5	7.5	7.5
Freedom to Form Political Parties	7.7	7.7	8.0	8.0	7.9	7.9	7.9	7.9	7.9	7.9	8.0
Autonomy of Opposition Parties	7.1	7.1	6.9	6.9	6.9	6.8	6.8	6.8	6.8	7.8	7.4
Civil Society Repression	7.6	7.2	7.0	6.9	6.9	6.1	6.2	6.2	5.8	8.4	10.0
Expression and Information	8.5	7.8	8.5	8.2	8.1	6.6	7.8	8.6	8.5	8.8	8.8
Press Killed	10.0	10.0	10.0	10.0	10.0	10.0	10.0	10.0	10.0	10.0	10.0
Press Jailed	10.0	10.0	10.0	10.0	10.0	5.2	5.2	10.0	10.0	10.0	10.0
Media Freedom	5.6	3.5	5.5	4.7	4.4	4.5	4.4	3.8	3.7	5.0	5.0
Access to Cable and Satellite	-	-	-	-	-	-	10.0	10.0	10.0	10.0	10.0
Freedom of Access to Frgn. Info.	-	-	-	-	-	-	10.0	10.0	10.0	10.0	10.0
State Control over Internet Access	-	-	-	-	-	-	7.5	7.5	7.5	7.5	7.5
Identity and Relationships	10.0	10.0	10.0	10.0	10.0	10.0	10.0	9.0	9.0	9.0	9.0
Legal Gender	-	-	-	-	-	-	-	7.0	7.0	7.0	7.0
Same-Sex Relationships	10.0	10.0	10.0	10.0	10.0	10.0	10.0	10.0	10.0	10.0	10.0
Divorce	10.0	10.0	10.0	10.0	10.0	10.0	10.0	10.0	10.0	10.0	10.0

NORWAY

WESTERN EUROPE

Ranking

15

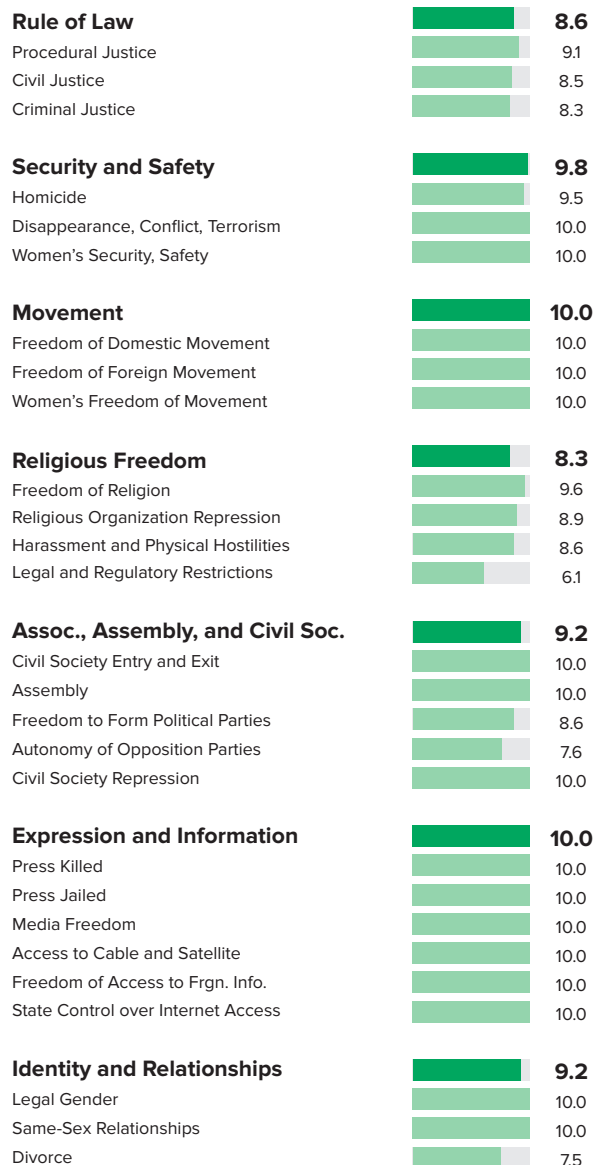
Score

8.45

Personal Freedom

3/162 Ranking

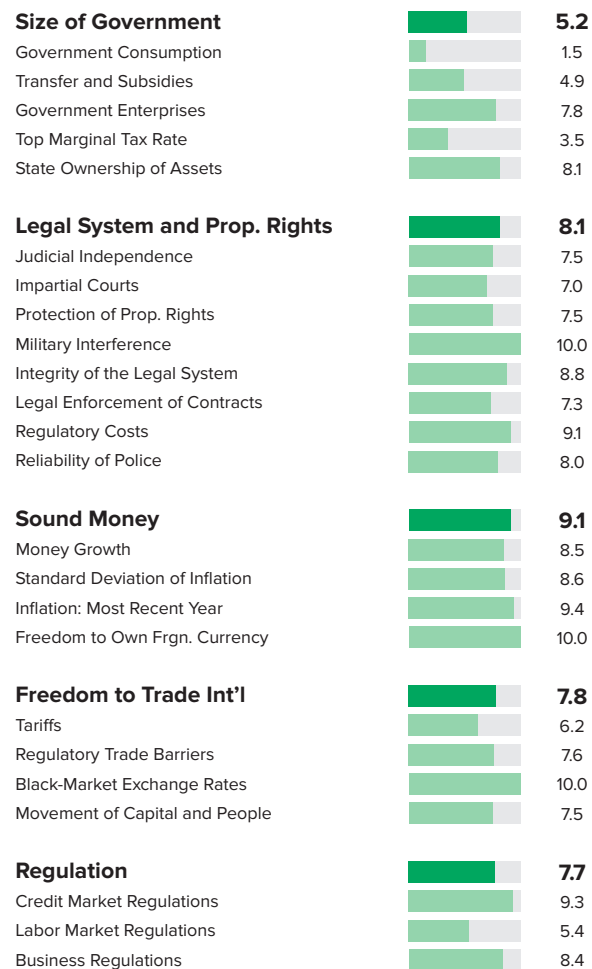
Score 9.29



Economic Freedom

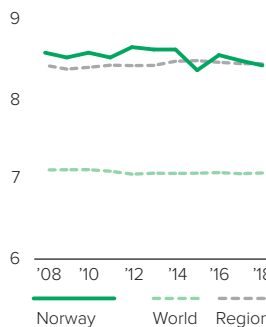
43/162 Ranking

Score 7.60

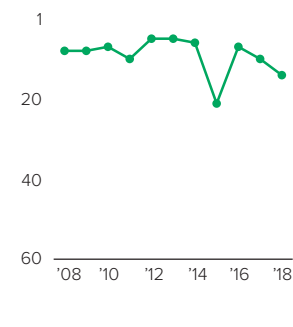


Human Freedom

Score over Time



Ranking over Time



NORWAY

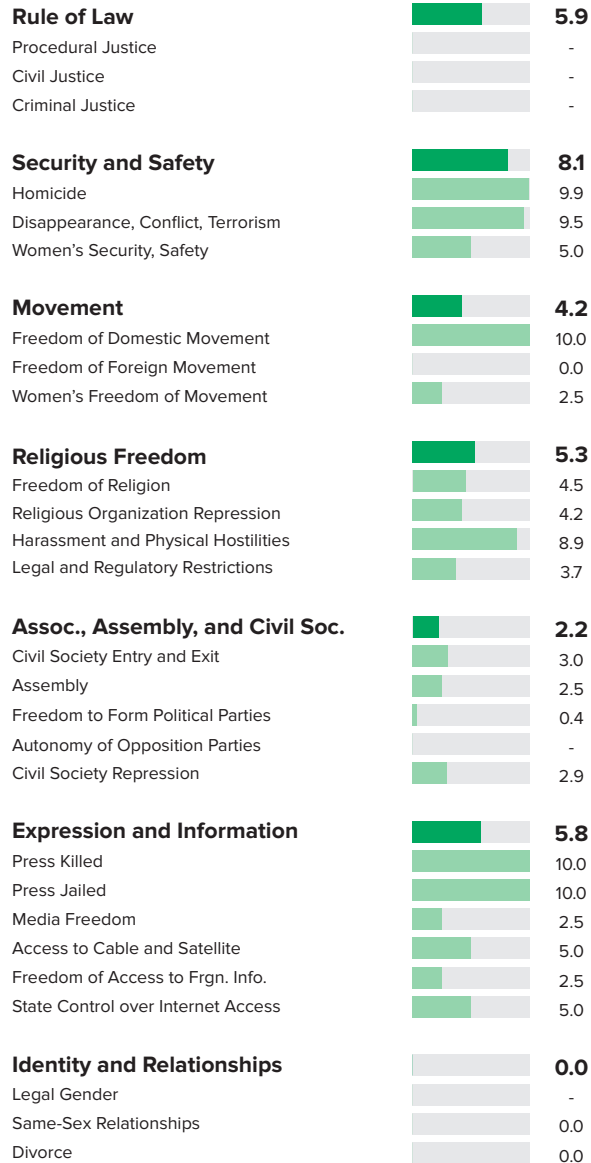
WESTERN EUROPE

	2008	2009	2010	2011	2012	2013	2014	2015	2016	2017	2018
Human Freedom Ranking	8.59	8.53	8.59	8.53	8.66	8.63	8.63	8.37	8.56	8.51	8.45
Economic Freedom	7.64	7.59	7.62	7.67	7.72	7.73	7.73	7.31	7.75	7.72	7.60
Personal Freedom	9.54	9.47	9.55	9.39	9.59	9.53	9.53	9.42	9.37	9.29	9.29
Rule of Law	8.7	8.7	8.7	8.7	8.7	8.7	8.6	8.6	8.6	8.6	8.6
Procedural Justice	9.4	9.4	9.4	9.4	9.2	9.2	9.0	8.9	8.9	9.2	9.1
Civil Justice	8.2	8.2	8.2	8.2	8.6	8.6	8.5	8.5	8.5	8.5	8.5
Criminal Justice	8.5	8.5	8.5	8.5	8.3	8.2	8.3	8.3	8.3	8.3	8.3
Security and Safety	9.8	9.8	9.8	9.1	9.8	9.9	9.9	9.9	9.9	9.9	9.8
Homicide	9.7	9.8	9.8	9.1	9.8	9.6	9.8	9.8	9.8	9.8	9.5
Disappearance, Conflict, Terrorism	10.0	10.0	10.0	8.4	10.0	10.0	10.0	10.0	10.0	10.0	10.0
Women's Security, Safety	9.8	9.8	9.8	9.8	9.8	10.0	10.0	10.0	10.0	10.0	10.0
Movement	10.0	10.0	10.0	10.0	10.0	10.0	10.0	10.0	10.0	10.0	10.0
Freedom of Domestic Movement	10.0	10.0	10.0	10.0	10.0	10.0	10.0	10.0	10.0	10.0	10.0
Freedom of Foreign Movement	10.0	10.0	10.0	10.0	10.0	10.0	10.0	10.0	10.0	10.0	10.0
Women's Freedom of Movement	10.0	10.0	10.0	10.0	10.0	10.0	10.0	10.0	10.0	10.0	10.0
Religious Freedom	9.5	9.9	9.6	9.8	9.9	9.7	9.8	8.7	8.3	8.3	8.3
Freedom of Religion	9.9	10.0	10.0	10.0	10.0	9.8	9.8	9.6	9.6	9.6	9.6
Religious Organization Repression	10.0	10.0	10.0	10.0	10.0	9.5	9.5	9.5	9.0	8.9	8.9
Harassment and Physical Hostilities	9.4	9.8	9.4	9.6	9.7	9.9	9.8	8.8	8.6	8.6	8.6
Legal and Regulatory Restrictions	8.9	10.0	9.1	9.8	10.0	9.5	10.0	6.8	6.1	6.1	6.1
Assoc., Assembly, and Civil Soc.	9.7	9.7	9.7	9.7	9.7	9.3	9.3	9.2	9.2	9.2	9.2
Civil Society Entry and Exit	10.0	10.0	10.0	10.0	10.0	10.0	10.0	10.0	10.0	10.0	10.0
Assembly	10.0	10.0	10.0	10.0	10.0	10.0	10.0	10.0	10.0	10.0	10.0
Freedom to Form Political Parties	8.7	8.7	8.7	8.7	8.7	8.6	8.6	8.6	8.6	8.6	8.6
Autonomy of Opposition Parties	9.9	9.9	9.9	9.9	9.9	7.9	7.9	7.9	7.9	7.9	7.6
Civil Society Repression	10.0	10.0	10.0	10.0	10.0	9.8	9.8	9.6	9.6	9.6	10.0
Expression and Information	9.9	8.7	9.8	9.9	9.9	9.9	9.9	9.9	9.9	10.0	10.0
Press Killed	10.0	10.0	10.0	10.0	10.0	10.0	10.0	10.0	10.0	10.0	10.0
Press Jailed	10.0	10.0	10.0	10.0	10.0	10.0	10.0	10.0	10.0	10.0	10.0
Media Freedom	9.1	2.5	9.0	9.1	9.1	9.1	9.1	9.3	9.3	10.0	10.0
Access to Cable and Satellite	10.0	10.0	10.0	10.0	10.0	10.0	10.0	10.0	10.0	10.0	10.0
Freedom of Access to Frgn. Info.	10.0	10.0	10.0	10.0	10.0	10.0	10.0	10.0	10.0	10.0	10.0
State Control over Internet Access	10.0	10.0	10.0	10.0	10.0	10.0	10.0	10.0	10.0	10.0	10.0
Identity and Relationships	10.0	10.0	10.0	10.0	10.0	10.0	10.0	10.0	10.0	9.2	9.2
Legal Gender	-	-	-	-	-	-	-	10.0	10.0	10.0	10.0
Same-Sex Relationships	10.0	10.0	10.0	10.0	10.0	10.0	10.0	10.0	10.0	10.0	10.0
Divorce	10.0	10.0	10.0	10.0	10.0	10.0	10.0	10.0	10.0	7.5	7.5

Personal Freedom

143/162 Ranking

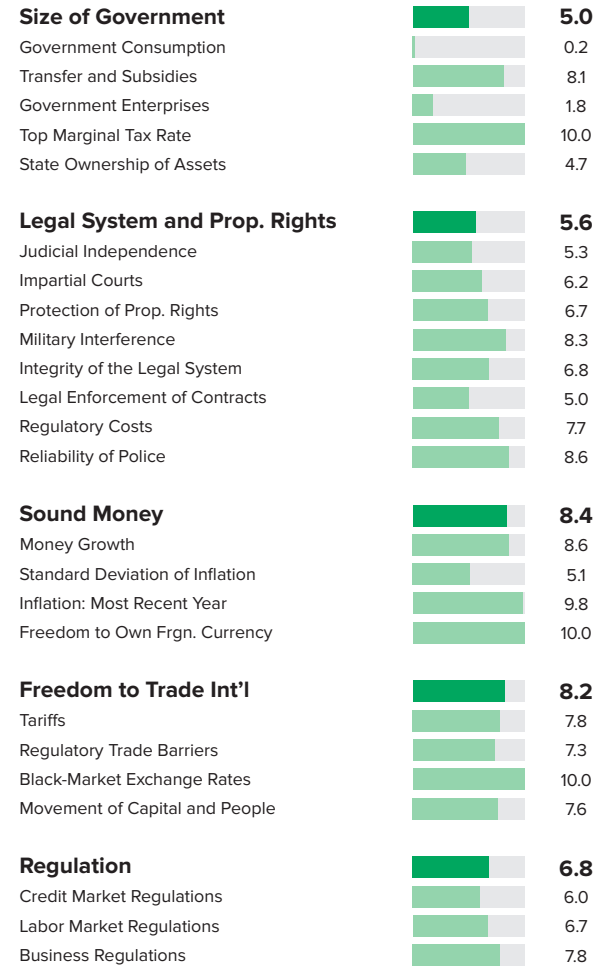
Score 5.26



Economic Freedom

87/162 Ranking

Score 6.79

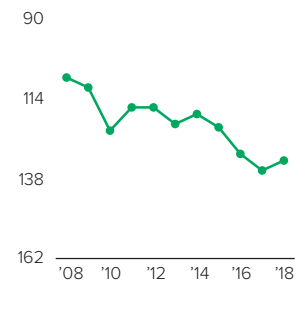


Human Freedom

Score over Time



Ranking over Time



	2008	2009	2010	2011	2012	2013	2014	2015	2016	2017	2018
Human Freedom Ranking	6.27	6.24	6.15	6.19	6.23	6.22	6.24	6.06	6.02	6.00	6.03
	108	111	124	117	117	122	119	123	131	136	133
Economic Freedom	6.94	6.86	6.80	6.76	6.87	6.86	6.95	6.58	6.71	6.79	6.79
Personal Freedom	5.59	5.62	5.49	5.62	5.59	5.57	5.53	5.53	5.32	5.21	5.26
Rule of Law	6.3	6.3	6.2	6.1	6.0	5.9	5.9	5.8	5.8	5.9	5.9
Procedural Justice	0.0	0.0	0.0	-	-	-	-	-	-	-	-
Civil Justice	0.0	0.0	0.0	-	-	-	-	-	-	-	-
Criminal Justice	0.0	0.0	0.0	-	-	-	-	-	-	-	-
Security and Safety	8.8	8.8	8.6	7.5	7.5	7.5	7.8	8.1	8.1	8.1	8.1
Homicide	9.3	9.5	9.4	9.6	9.5	9.0	9.9	9.8	9.8	9.8	9.9
Disappearance, Conflict, Terrorism	10.0	10.0	9.5	8.5	8.5	8.5	8.5	9.5	9.5	9.5	9.5
Women's Security, Safety	7.0	7.0	7.0	4.5	4.5	5.0	5.0	5.0	5.0	5.0	5.0
Movement	5.0	5.0	5.0	6.7	6.7	6.7	6.7	6.7	5.0	4.2	4.2
Freedom of Domestic Movement	0.0	0.0	0.0	10.0	10.0	10.0	10.0	10.0	10.0	10.0	10.0
Freedom of Foreign Movement	10.0	10.0	10.0	10.0	10.0	10.0	10.0	10.0	5.0	0.0	0.0
Women's Freedom of Movement	5.0	5.0	5.0	0.0	0.0	0.0	0.0	0.0	0.0	2.5	2.5
Religious Freedom	6.9	7.0	6.5	6.6	6.7	6.7	6.6	5.8	5.4	5.1	5.3
Freedom of Religion	4.3	4.3	4.3	4.3	4.3	4.3	4.3	4.3	4.3	3.9	4.5
Religious Organization Repression	4.7	4.7	4.7	4.7	4.6	4.6	4.6	4.6	4.6	3.8	4.2
Harassment and Physical Hostilities	9.8	9.9	9.3	9.5	9.9	10.0	9.9	9.4	8.9	8.9	8.9
Legal and Regulatory Restrictions	8.7	9.1	7.6	7.8	8.1	8.0	7.5	4.8	3.7	3.7	3.7
Assoc., Assembly, and Civil Soc.	1.4	1.5	1.4	2.1	2.2	2.2	2.2	2.2	2.2	2.1	2.2
Civil Society Entry and Exit	2.6	2.7	2.6	2.8	2.8	2.8	2.8	2.8	2.8	3.0	3.0
Assembly	0.0	0.0	0.0	2.5	2.5	2.5	2.5	2.5	2.5	2.5	2.5
Freedom to Form Political Parties	0.6	0.6	0.6	0.6	0.6	0.6	0.6	0.6	0.6	0.4	0.4
Autonomy of Opposition Parties	-	-	-	-	-	-	-	-	-	-	-
Civil Society Repression	2.6	2.6	2.6	2.7	2.8	2.8	2.8	2.8	2.8	2.5	2.9
Expression and Information	4.9	5.0	4.9	6.7	6.7	6.7	5.8	5.8	5.8	5.8	5.8
Press Killed	10.0	10.0	10.0	10.0	10.0	10.0	10.0	10.0	10.0	10.0	10.0
Press Jailed	10.0	10.0	10.0	10.0	10.0	10.0	10.0	10.0	10.0	10.0	10.0
Media Freedom	2.5	3.6	2.5	2.5	2.5	2.5	2.5	2.5	2.5	2.5	2.5
Access to Cable and Satellite	3.3	3.3	3.3	7.5	7.5	7.5	5.0	5.0	5.0	5.0	5.0
Freedom of Access to Frgn. Info.	3.3	3.3	3.3	5.0	5.0	5.0	2.5	2.5	2.5	2.5	2.5
State Control over Internet Access	0.0	0.0	0.0	5.0	5.0	5.0	5.0	5.0	5.0	5.0	5.0
Identity and Relationships	0.0	0.0	0.0	0.0	0.0	0.0	0.0	0.0	0.0	0.0	0.0
Legal Gender	-	-	-	-	-	-	-	-	-	-	-
Same-Sex Relationships	0.0	0.0	0.0	0.0	0.0	0.0	0.0	0.0	0.0	0.0	0.0
Divorce	0.0	0.0	0.0	0.0	0.0	0.0	0.0	0.0	0.0	0.0	0.0

PAKISTAN

SOUTH ASIA

Ranking

140

Score

5.64

Personal Freedom

146/162 Ranking

Score 5.21

Rule of Law 3.3

Procedural Justice	2.4
Civil Justice	3.8
Criminal Justice	3.5

Security and Safety 6.5

Homicide	8.4
Disappearance, Conflict, Terrorism	5.9
Women's Security, Safety	5.0

Movement 4.2

Freedom of Domestic Movement	10.0
Freedom of Foreign Movement	0.0
Women's Freedom of Movement	2.5

Religious Freedom 3.5

Freedom of Religion	1.5
Religious Organization Repression	3.0
Harassment and Physical Hostilities	6.0
Legal and Regulatory Restrictions	3.7

Assoc., Assembly, and Civil Soc. 6.3

Civil Society Entry and Exit	4.5
Assembly	7.5
Freedom to Form Political Parties	7.4
Autonomy of Opposition Parties	7.9
Civil Society Repression	4.4

Expression and Information 7.9

Press Killed	9.8
Press Jailed	10.0
Media Freedom	2.5
Access to Cable and Satellite	10.0
Freedom of Access to Frgn. Info.	7.5
State Control over Internet Access	7.5

Identity and Relationships 5.8

Legal Gender	10.0
Same-Sex Relationships	5.0
Divorce	2.5

Economic Freedom

129/162 Ranking

Score 6.07

Size of Government 7.7

Government Consumption	8.1
Transfer and Subsidies	9.2
Government Enterprises	5.1
Top Marginal Tax Rate	10.0
State Ownership of Assets	6.2

Legal System and Prop. Rights 3.8

Judicial Independence	4.8
Impartial Courts	4.0
Protection of Prop. Rights	4.7
Military Interference	2.5
Integrity of the Legal System	5.3
Legal Enforcement of Contracts	3.5
Regulatory Costs	6.6
Reliability of Police	4.7

Sound Money 6.6

Money Growth	8.3
Standard Deviation of Inflation	9.1
Inflation: Most Recent Year	9.0
Freedom to Own Frgn. Currency	0.0

Freedom to Trade Int'l 5.7

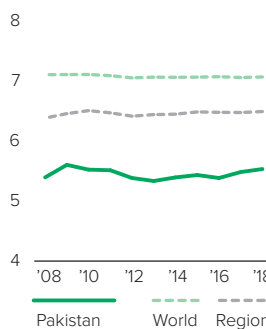
Tariffs	7.1
Regulatory Trade Barriers	4.7
Black-Market Exchange Rates	10.0
Movement of Capital and People	1.1

Regulation 6.5

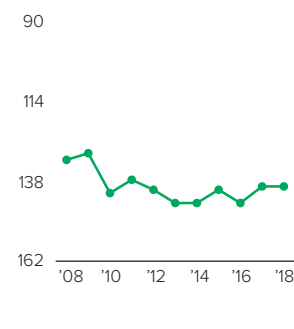
Credit Market Regulations	8.1
Labor Market Regulations	5.1
Business Regulations	6.4

Human Freedom

Score over Time



Ranking over Time



PAKISTAN

SOUTH ASIA

	2008	2009	2010	2011	2012	2013	2014	2015	2016	2017	2018
Human Freedom Ranking	5.40	5.61	5.53	5.52	5.39	5.34	5.40	5.57	5.51	5.60	5.64
	132	130	142	138	141	145	145	141	145	140	140
Economic Freedom	5.82	6.04	6.04	6.11	6.02	5.95	5.77	5.84	5.90	5.88	6.07
Personal Freedom	4.98	5.17	5.01	4.92	4.76	4.72	5.02	5.29	5.12	5.31	5.21
Rule of Law	3.5	3.5	3.5	3.5	3.2	3.2	3.2	3.5	3.5	3.5	3.3
Procedural Justice	2.6	2.6	2.6	2.6	2.4	2.6	3.0	3.0	3.0	2.5	2.4
Civil Justice	3.9	3.9	3.9	3.9	3.6	4.0	3.7	3.7	3.7	3.8	3.8
Criminal Justice	3.9	3.9	3.9	3.9	3.7	3.1	3.8	3.8	3.8	3.5	3.5
Security and Safety	6.2	5.8	5.8	6.4	5.9	5.2	5.3	5.9	6.2	6.3	6.5
Homicide	7.1	7.0	6.9	6.8	6.9	6.9	7.1	8.0	8.2	8.3	8.4
Disappearance, Conflict, Terrorism	4.3	3.1	3.2	4.7	3.5	3.5	3.8	4.8	5.5	5.5	5.9
Women's Security, Safety	7.3	7.3	7.3	7.5	7.5	5.0	5.0	5.0	5.0	5.0	5.0
Movement	3.3	5.0	5.0	3.3	3.3	5.0	5.0	5.0	3.3	4.2	4.2
Freedom of Domestic Movement	5.0	5.0	5.0	5.0	5.0	5.0	5.0	5.0	5.0	10.0	10.0
Freedom of Foreign Movement	0.0	5.0	5.0	5.0	5.0	5.0	5.0	5.0	0.0	0.0	0.0
Women's Freedom of Movement	5.0	5.0	5.0	0.0	0.0	5.0	5.0	5.0	5.0	2.5	2.5
Religious Freedom	6.5	6.5	6.0	6.2	6.3	6.2	6.3	4.7	4.1	4.0	3.5
Freedom of Religion	3.6	3.6	2.8	2.8	2.8	3.1	2.8	2.9	2.9	2.8	1.5
Religious Organization Repression	4.3	4.3	4.3	4.3	4.7	5.0	5.0	4.8	3.7	3.5	3.0
Harassment and Physical Hostilities	9.3	9.2	9.4	9.4	8.9	8.4	9.2	5.7	6.0	6.0	6.0
Legal and Regulatory Restrictions	8.9	9.1	7.4	8.4	8.7	8.5	8.2	5.3	3.7	3.7	3.7
Assoc., Assembly, and Civil Soc.	7.0	7.3	7.3	7.3	7.3	7.2	7.3	6.6	6.5	6.4	6.3
Civil Society Entry and Exit	7.3	7.4	7.1	7.1	7.1	6.5	6.3	5.3	5.0	4.9	4.5
Assembly	7.5	7.5	7.5	7.5	7.5	7.5	7.5	7.5	7.5	7.5	7.5
Freedom to Form Political Parties	7.3	7.3	7.6	7.6	7.6	7.5	7.5	7.3	7.3	7.4	7.4
Autonomy of Opposition Parties	7.2	7.3	7.3	7.3	7.3	8.5	9.0	8.2	8.2	8.1	7.9
Civil Society Repression	5.4	7.1	7.2	7.2	7.2	6.0	6.1	4.8	4.8	4.3	4.4
Expression and Information	8.7	9.6	8.6	7.7	7.8	7.8	7.8	8.0	7.9	8.2	7.9
Press Killed	8.8	8.4	7.9	7.9	8.3	8.5	8.7	9.6	9.5	9.5	9.8
Press Jailed	10.0	10.0	10.0	10.0	10.0	9.9	10.0	10.0	10.0	9.9	10.0
Media Freedom	3.5	9.2	3.6	3.4	3.2	3.2	3.1	3.2	3.1	5.0	2.5
Access to Cable and Satellite	10.0	10.0	10.0	10.0	10.0	10.0	10.0	10.0	10.0	10.0	10.0
Freedom of Access to Frgn. Info.	10.0	10.0	10.0	7.5	7.5	7.5	7.5	7.5	7.5	7.5	7.5
State Control over Internet Access	10.0	10.0	10.0	7.5	7.5	7.5	7.5	7.5	7.5	7.5	7.5
Identity and Relationships	0.0	0.0	0.0	0.0	0.0	0.0	2.5	5.0	5.0	5.8	5.8
Legal Gender	-	-	-	-	-	-	-	10.0	10.0	10.0	10.0
Same-Sex Relationships	0.0	0.0	0.0	0.0	0.0	0.0	5.0	5.0	5.0	5.0	5.0
Divorce	0.0	0.0	0.0	0.0	0.0	0.0	0.0	0.0	0.0	2.5	2.5

PANAMA

LATIN AMERICA & THE CARIBBEAN

Ranking

40

Score

7.87

Personal Freedom

46/162 Ranking

Score 7.93

Rule of Law	4.7
Procedural Justice	6.0
Civil Justice	4.8
Criminal Justice	3.3

Security and Safety	8.7
Homicide	6.2
Disappearance, Conflict, Terrorism	10.0
Women's Security, Safety	10.0

Movement	10.0
Freedom of Domestic Movement	10.0
Freedom of Foreign Movement	10.0
Women's Freedom of Movement	10.0

Religious Freedom	8.1
Freedom of Religion	8.4
Religious Organization Repression	9.0
Harassment and Physical Hostilities	9.0
Legal and Regulatory Restrictions	6.1

Assoc., Assembly, and Civil Soc.	9.0
Civil Society Entry and Exit	9.0
Assembly	10.0
Freedom to Form Political Parties	8.7
Autonomy of Opposition Parties	9.0
Civil Society Repression	8.2

Expression and Information	9.6
Press Killed	10.0
Press Jailed	10.0
Media Freedom	7.5
Access to Cable and Satellite	10.0
Freedom of Access to Frgn. Info.	10.0
State Control over Internet Access	10.0

Identity and Relationships	9.0
Legal Gender	7.0
Same-Sex Relationships	10.0
Divorce	10.0

Economic Freedom

26/162 Ranking

Score 7.80

Size of Government	7.8
Government Consumption	6.5
Transfer and Subsidies	8.6
Government Enterprises	10.0
Top Marginal Tax Rate	6.5
State Ownership of Assets	7.2

Legal System and Prop. Rights	5.4
Judicial Independence	3.7
Impartial Courts	4.4
Protection of Prop. Rights	5.8
Military Interference	8.3
Integrity of the Legal System	5.5
Legal Enforcement of Contracts	2.7
Regulatory Costs	8.8
Reliability of Police	5.5

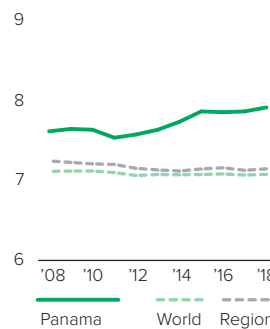
Sound Money	9.9
Money Growth	10.0
Standard Deviation of Inflation	9.7
Inflation: Most Recent Year	9.8
Freedom to Own Frgn. Currency	10.0

Freedom to Trade Int'l	8.9
Tariffs	8.3
Regulatory Trade Barriers	7.4
Black-Market Exchange Rates	10.0
Movement of Capital and People	10.0

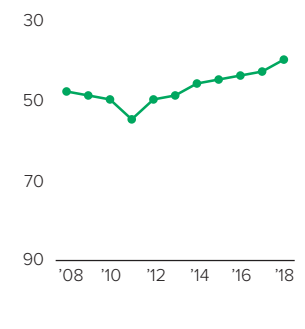
Regulation	7.0
Credit Market Regulations	9.1
Labor Market Regulations	5.0
Business Regulations	7.0

Human Freedom

Score over Time



Ranking over Time



PANAMA

LATIN AMERICA & THE CARIBBEAN

	2008	2009	2010	2011	2012	2013	2014	2015	2016	2017	2018
Human Freedom Ranking	7.62	7.65	7.64	7.54	7.58	7.64	7.74	7.82	7.81	7.82	7.87
	48	49	50	55	50	49	46	45	44	43	40
Economic Freedom	7.42	7.48	7.52	7.42	7.50	7.61	7.72	7.86	7.84	7.78	7.80
Personal Freedom	7.82	7.82	7.75	7.65	7.66	7.67	7.76	7.77	7.78	7.86	7.93
Rule of Law	4.9	4.9	4.9	4.9	4.6	4.6	4.6	4.4	4.4	4.4	4.7
Procedural Justice	5.8	5.8	5.8	5.8	5.6	5.7	5.5	5.1	5.1	5.8	6.0
Civil Justice	5.1	5.1	5.1	5.1	4.5	5.0	4.8	4.8	4.8	4.9	4.8
Criminal Justice	3.8	3.8	3.8	3.8	3.8	3.2	2.9	3.3	3.3	3.1	3.3
Security and Safety	8.0	7.7	7.8	8.0	7.7	7.7	7.9	8.4	8.7	8.7	8.7
Homicide	4.4	3.7	4.9	4.1	3.2	3.1	3.8	5.2	6.0	6.1	6.2
Disappearance, Conflict, Terrorism	10.0	10.0	9.0	10.0	10.0	10.0	10.0	10.0	10.0	10.0	10.0
Women's Security, Safety	9.5	9.5	9.5	10.0	10.0	10.0	10.0	10.0	10.0	10.0	10.0
Movement	10.0	10.0	10.0	10.0	10.0	10.0	10.0	10.0	10.0	10.0	10.0
Freedom of Domestic Movement	10.0	10.0	10.0	10.0	10.0	10.0	10.0	10.0	10.0	10.0	10.0
Freedom of Foreign Movement	10.0	10.0	10.0	10.0	10.0	10.0	10.0	10.0	10.0	10.0	10.0
Women's Freedom of Movement	10.0	10.0	10.0	10.0	10.0	10.0	10.0	10.0	10.0	10.0	10.0
Religious Freedom	7.9	8.0	7.7	7.7	7.7	7.8	8.0	8.3	8.2	8.1	8.1
Freedom of Religion	7.9	7.9	7.9	7.9	7.9	8.4	8.4	8.4	8.4	8.3	8.4
Religious Organization Repression	9.4	9.4	9.4	9.4	9.4	9.2	9.2	9.2	9.2	9.2	9.0
Harassment and Physical Hostilities	9.9	9.8	9.0	9.1	9.2	9.2	9.6	9.3	9.0	9.0	9.0
Legal and Regulatory Restrictions	4.5	4.7	4.5	4.5	4.4	4.5	4.8	6.2	6.1	6.1	6.1
Assoc., Assembly, and Civil Soc.	8.9	8.9	8.8	8.8	8.8	9.0	9.0	9.2	9.2	9.1	9.0
Civil Society Entry and Exit	8.4	8.4	8.4	8.4	8.4	9.1	9.1	9.1	9.1	9.1	9.0
Assembly	10.0	10.0	10.0	10.0	10.0	10.0	10.0	10.0	10.0	10.0	10.0
Freedom to Form Political Parties	8.9	8.9	8.9	8.9	8.9	8.6	8.6	8.6	8.6	8.6	8.7
Autonomy of Opposition Parties	9.5	9.5	9.5	9.5	9.5	9.5	9.5	9.5	9.5	9.1	9.0
Civil Society Repression	7.9	7.9	7.3	7.3	7.3	7.8	7.8	8.7	8.7	8.8	8.2
Expression and Information	9.1	9.7	9.1	7.6	9.1	9.1	9.1	9.2	8.8	9.6	9.6
Press Killed	10.0	10.0	10.0	1.0	10.0	10.0	10.0	10.0	10.0	10.0	10.0
Press Jailed	10.0	10.0	10.0	10.0	10.0	10.0	10.0	10.0	7.5	10.0	10.0
Media Freedom	4.9	8.1	4.9	4.8	4.8	4.7	4.8	4.9	5.3	7.5	7.5
Access to Cable and Satellite	10.0	10.0	10.0	10.0	10.0	10.0	10.0	10.0	10.0	10.0	10.0
Freedom of Access to Frgn. Info.	10.0	10.0	10.0	10.0	10.0	10.0	10.0	10.0	10.0	10.0	10.0
State Control over Internet Access	10.0	10.0	10.0	10.0	10.0	10.0	10.0	10.0	10.0	10.0	10.0
Identity and Relationships	10.0	10.0	10.0	10.0	10.0	10.0	10.0	9.0	9.0	9.0	9.0
Legal Gender	-	-	-	-	-	-	-	7.0	7.0	7.0	7.0
Same-Sex Relationships	10.0	10.0	10.0	10.0	10.0	10.0	10.0	10.0	10.0	10.0	10.0
Divorce	10.0	10.0	10.0	10.0	10.0	10.0	10.0	10.0	10.0	10.0	10.0

PAPUA NEW GUINEA

OCEANIA

Ranking

94

Score

6.72

Personal Freedom

81/162 Ranking

Score 7.05

Rule of Law

Procedural Justice	-
Civil Justice	-
Criminal Justice	-

Security and Safety

Homicide	6.0
Disappearance, Conflict, Terrorism	9.5
Women's Security, Safety	7.5

Movement

Freedom of Domestic Movement	10.0
Freedom of Foreign Movement	10.0
Women's Freedom of Movement	10.0

Religious Freedom

Freedom of Religion	8.5
Religious Organization Repression	8.6
Harassment and Physical Hostilities	8.6
Legal and Regulatory Restrictions	7.5

Assoc., Assembly, and Civil Soc.

Civil Society Entry and Exit	9.8
Assembly	-
Freedom to Form Political Parties	8.3
Autonomy of Opposition Parties	8.7
Civil Society Repression	9.5

Expression and Information

Press Killed	10.0
Press Jailed	10.0
Media Freedom	7.5
Access to Cable and Satellite	-
Freedom of Access to Frgn. Info.	-
State Control over Internet Access	-

Identity and Relationships

Legal Gender	-
Same-Sex Relationships	5.0
Divorce	5.0

Economic Freedom

111/162 Ranking

Score 6.39

Size of Government

Government Consumption	3.3
Transfer and Subsidies	8.0
Government Enterprises	-
Top Marginal Tax Rate	6.0
State Ownership of Assets	5.8

Legal System and Prop. Rights

Judicial Independence	4.5
Impartial Courts	4.3
Protection of Prop. Rights	4.3
Military Interference	7.5
Integrity of the Legal System	5.1
Legal Enforcement of Contracts	1.0
Regulatory Costs	6.9
Reliability of Police	5.6

Sound Money

Money Growth	9.4
Standard Deviation of Inflation	7.5
Inflation: Most Recent Year	9.1
Freedom to Own Frgn. Currency	0.0

Freedom to Trade Int'l

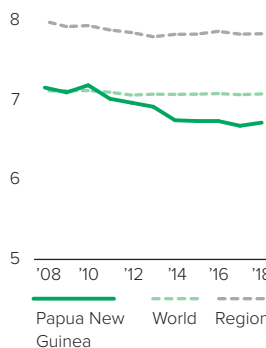
Tariffs	6.7
Regulatory Trade Barriers	6.7
Black-Market Exchange Rates	10.0
Movement of Capital and People	6.5

Regulation

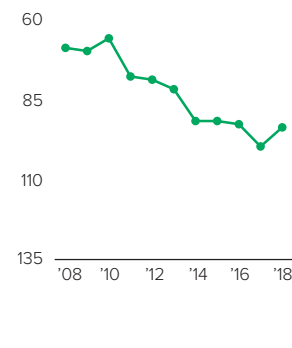
Credit Market Regulations	8.5
Labor Market Regulations	8.7
Business Regulations	6.1

Human Freedom

Score over Time



Ranking over Time



PAPUA NEW GUINEA

OCEANIA

	2008	2009	2010	2011	2012	2013	2014	2015	2016	2017	2018
Human Freedom Ranking	7.16	7.10	7.19	7.02	6.97	6.92	6.75	6.74	6.74	6.68	6.72
	69	70	66	78	79	82	92	92	93	100	94
Economic Freedom	6.82	6.90	6.96	7.00	7.01	6.78	6.37	6.26	6.22	6.37	6.39
Personal Freedom	7.50	7.30	7.42	7.04	6.93	7.06	7.13	7.21	7.25	6.98	7.05
Rule of Law	4.3	4.3	4.3	4.4	4.0	3.8	3.9	3.8	3.9	3.9	3.9
Procedural Justice	-	-	-	-	-	-	-	-	-	-	-
Civil Justice	-	-	-	-	-	-	-	-	-	-	-
Criminal Justice	-	-	-	-	-	-	-	-	-	-	-
Security and Safety	8.8	8.5	8.5	7.7	7.7	7.7	7.7	7.7	7.7	7.7	7.7
Homicide	6.4	6.0	6.0	6.0	6.0	6.0	6.0	6.0	6.0	6.0	6.0
Disappearance, Conflict, Terrorism	10.0	9.5	9.5	9.5	9.5	9.5	9.5	9.5	9.5	9.5	9.5
Women's Security, Safety	10.0	10.0	10.0	7.5	7.5	7.5	7.5	7.5	7.5	7.5	7.5
Movement	10.0	10.0	10.0	8.3	8.3	10.0	10.0	10.0	10.0	10.0	10.0
Freedom of Domestic Movement	10.0	10.0	10.0	10.0	10.0	10.0	10.0	10.0	10.0	10.0	10.0
Freedom of Foreign Movement	10.0	10.0	10.0	10.0	10.0	10.0	10.0	10.0	10.0	10.0	10.0
Women's Freedom of Movement	10.0	10.0	10.0	5.0	5.0	10.0	10.0	10.0	10.0	10.0	10.0
Religious Freedom	7.1	7.1	7.1	6.9	6.9	7.0	7.4	8.3	8.4	8.4	8.3
Freedom of Religion	8.5	8.5	8.5	8.5	8.5	8.5	8.5	8.5	8.5	8.5	8.5
Religious Organization Repression	9.2	9.2	9.1	9.1	9.1	9.1	9.1	8.9	8.9	8.9	8.6
Harassment and Physical Hostilities	6.7	6.1	6.0	5.4	5.4	5.6	6.2	8.6	8.6	8.6	8.6
Legal and Regulatory Restrictions	3.9	4.5	4.7	4.4	4.4	4.8	5.6	7.3	7.5	7.5	7.5
Assoc., Assembly, and Civil Soc.	8.4	8.4	8.4	8.4	8.4	8.4	8.4	8.5	8.5	8.4	9.1
Civil Society Entry and Exit	9.1	9.1	9.1	9.1	9.1	9.1	9.1	9.0	9.1	9.0	9.8
Assembly	-	-	-	-	-	-	-	-	-	-	-
Freedom to Form Political Parties	8.4	8.4	8.4	8.4	8.4	8.4	8.4	8.4	8.4	8.3	8.3
Autonomy of Opposition Parties	7.8	7.8	7.8	7.8	7.8	7.8	7.8	8.6	8.6	8.7	8.7
Civil Society Repression	8.3	8.3	8.3	8.3	8.3	8.3	8.4	8.1	8.1	7.7	9.5
Expression and Information	9.3	8.0	9.3	9.2	9.2	9.1	9.1	9.1	9.1	9.2	9.2
Press Killed	10.0	10.0	10.0	10.0	10.0	10.0	10.0	10.0	10.0	10.0	10.0
Press Jailed	10.0	10.0	10.0	10.0	10.0	10.0	10.0	10.0	10.0	10.0	10.0
Media Freedom	7.8	4.1	8.0	7.6	7.5	7.4	7.3	7.2	7.2	7.5	7.5
Access to Cable and Satellite	-	-	-	-	-	-	-	-	-	-	-
Freedom of Access to Frgn. Info.	-	-	-	-	-	-	-	-	-	-	-
State Control over Internet Access	-	-	-	-	-	-	-	-	-	-	-
Identity and Relationships	7.5	7.5	7.5	7.5	7.5	7.5	7.5	7.5	7.5	5.0	5.0
Legal Gender	-	-	-	-	-	-	-	-	-	-	-
Same-Sex Relationships	5.0	5.0	5.0	5.0	5.0	5.0	5.0	5.0	5.0	5.0	5.0
Divorce	10.0	10.0	10.0	10.0	10.0	10.0	10.0	10.0	10.0	5.0	5.0

PARAGUAY

LATIN AMERICA & THE CARIBBEAN

Ranking

64

Score

7.19

Personal Freedom

77/162 Ranking

Score 7.14

Rule of Law 4.3

Procedural Justice	-
Civil Justice	-
Criminal Justice	-

Security and Safety 7.9

Homicide	7.2
Disappearance, Conflict, Terrorism	9.0
Women's Security, Safety	7.5

Movement 10.0

Freedom of Domestic Movement	10.0
Freedom of Foreign Movement	10.0
Women's Freedom of Movement	10.0

Religious Freedom 8.5

Freedom of Religion	8.8
Religious Organization Repression	8.0
Harassment and Physical Hostilities	9.6
Legal and Regulatory Restrictions	7.5

Assoc., Assembly, and Civil Soc. 8.4

Civil Society Entry and Exit	8.7
Assembly	10.0
Freedom to Form Political Parties	8.4
Autonomy of Opposition Parties	8.0
Civil Society Repression	7.1

Expression and Information 9.2

Press Killed	10.0
Press Jailed	10.0
Media Freedom	5.0
Access to Cable and Satellite	10.0
Freedom of Access to Frgn. Info.	10.0
State Control over Internet Access	10.0

Identity and Relationships 5.0

Legal Gender	0.0
Same-Sex Relationships	10.0
Divorce	5.0

Economic Freedom

67/162 Ranking

Score 7.23

Size of Government 8.5

Government Consumption	7.4
Transfer and Subsidies	8.8
Government Enterprises	8.7
Top Marginal Tax Rate	8.5
State Ownership of Assets	8.9

Legal System and Prop. Rights 4.3

Judicial Independence	3.3
Impartial Courts	3.6
Protection of Prop. Rights	5.5
Military Interference	2.5
Integrity of the Legal System	4.3
Legal Enforcement of Contracts	4.1
Regulatory Costs	8.5
Reliability of Police	2.8

Sound Money 9.5

Money Growth	9.9
Standard Deviation of Inflation	9.0
Inflation: Most Recent Year	9.2
Freedom to Own Frgn. Currency	10.0

Freedom to Trade Int'l 7.2

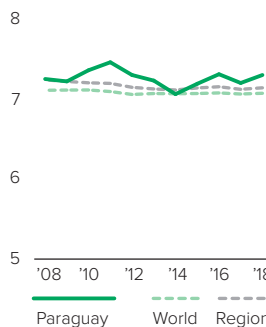
Tariffs	7.9
Regulatory Trade Barriers	5.9
Black-Market Exchange Rates	10.0
Movement of Capital and People	5.0

Regulation 6.6

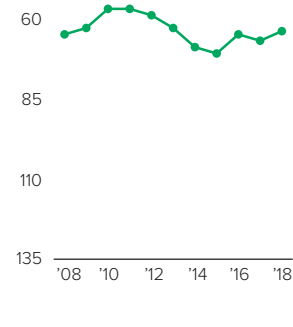
Credit Market Regulations	8.9
Labor Market Regulations	4.5
Business Regulations	6.2

Human Freedom

Score over Time



Ranking over Time



PARAGUAY

LATIN AMERICA & THE CARIBBEAN

	2008	2009	2010	2011	2012	2013	2014	2015	2016	2017	2018
Human Freedom Ranking	7.26	7.23	7.37	7.47	7.31	7.24	7.07	7.04	7.15	7.08	7.19
	65	63	57	57	59	63	69	71	65	67	64
Economic Freedom	7.01	7.04	7.11	7.20	7.10	7.08	7.02	7.04	7.11	7.17	7.23
Personal Freedom	7.51	7.41	7.62	7.73	7.52	7.39	7.11	7.03	7.18	6.99	7.14
Rule of Law	4.2	4.3	4.3	4.3	3.9	4.0	4.1	4.1	4.0	4.1	4.3
Procedural Justice	-	-	-	-	-	-	-	-	-	-	-
Civil Justice	-	-	-	-	-	-	-	-	-	-	-
Criminal Justice	-	-	-	-	-	-	-	-	-	-	-
Security and Safety	8.0	7.9	8.1	8.3	8.3	7.2	7.6	7.6	7.6	7.6	7.9
Homicide	4.5	4.6	5.2	5.8	5.9	6.3	6.5	6.3	6.4	6.4	7.2
Disappearance, Conflict, Terrorism	9.5	9.0	8.9	9.0	9.0	7.8	9.0	8.9	8.9	9.0	9.0
Women's Security, Safety	10.0	10.0	10.0	10.0	10.0	7.5	7.5	7.5	7.5	7.5	7.5
Movement	10.0	8.3	10.0	10.0	8.3	10.0	6.7	8.3	10.0	10.0	10.0
Freedom of Domestic Movement	10.0	5.0	10.0	10.0	10.0	10.0	5.0	10.0	10.0	10.0	10.0
Freedom of Foreign Movement	10.0	10.0	10.0	10.0	5.0	10.0	5.0	5.0	10.0	10.0	10.0
Women's Freedom of Movement	10.0	10.0	10.0	10.0	10.0	10.0	10.0	10.0	10.0	10.0	10.0
Religious Freedom	8.9	9.3	9.3	9.3	9.3	9.2	9.3	8.8	8.4	8.5	8.5
Freedom of Religion	7.9	9.3	9.3	9.3	9.3	9.2	9.2	9.2	8.8	8.9	8.8
Religious Organization Repression	8.2	8.2	8.4	8.4	8.4	8.2	8.2	8.1	8.0	8.0	8.0
Harassment and Physical Hostilities	9.6	9.5	9.7	9.7	9.7	9.7	9.7	9.6	9.6	9.6	9.6
Legal and Regulatory Restrictions	9.9	10.0	10.0	9.7	9.7	9.9	10.0	8.2	7.5	7.5	7.5
Assoc., Assembly, and Civil Soc.	8.3	8.6	8.6	8.4	8.0	7.8	8.4	8.3	8.6	8.7	8.4
Civil Society Entry and Exit	8.8	8.8	8.8	8.8	8.1	8.1	8.5	8.3	8.7	8.7	8.7
Assembly	7.5	7.5	7.5	7.5	7.5	7.5	10.0	10.0	10.0	10.0	10.0
Freedom to Form Political Parties	8.5	8.7	8.7	8.7	8.5	8.6	8.6	8.6	8.4	8.4	8.4
Autonomy of Opposition Parties	8.1	8.1	8.1	8.1	8.1	7.9	7.9	7.9	9.0	9.1	8.0
Civil Society Repression	8.5	9.7	9.8	8.8	8.0	6.8	7.1	6.7	7.1	7.1	7.1
Expression and Information	7.4	7.5	7.3	8.1	9.0	9.0	7.4	9.1	9.1	8.4	9.2
Press Killed	10.0	10.0	10.0	4.7	10.0	10.0	0.0	10.0	10.0	5.1	10.0
Press Jailed	10.0	10.0	10.0	10.0	10.0	10.0	10.0	10.0	10.0	10.0	10.0
Media Freedom	4.1	5.3	4.0	4.0	3.9	4.2	4.2	4.4	4.3	5.0	5.0
Access to Cable and Satellite	6.7	6.7	6.7	10.0	10.0	10.0	10.0	10.0	10.0	10.0	10.0
Freedom of Access to Frgn. Info.	6.7	6.7	6.7	10.0	10.0	10.0	10.0	10.0	10.0	10.0	10.0
State Control over Internet Access	6.7	6.7	6.7	10.0	10.0	10.0	10.0	10.0	10.0	10.0	10.0
Identity and Relationships	10.0	10.0	10.0	10.0	10.0	10.0	10.0	6.7	6.7	5.0	5.0
Legal Gender	-	-	-	-	-	-	-	0.0	0.0	0.0	0.0
Same-Sex Relationships	10.0	10.0	10.0	10.0	10.0	10.0	10.0	10.0	10.0	10.0	10.0
Divorce	10.0	10.0	10.0	10.0	10.0	10.0	10.0	10.0	10.0	5.0	5.0

PERU

LATIN AMERICA & THE CARIBBEAN

Ranking

48

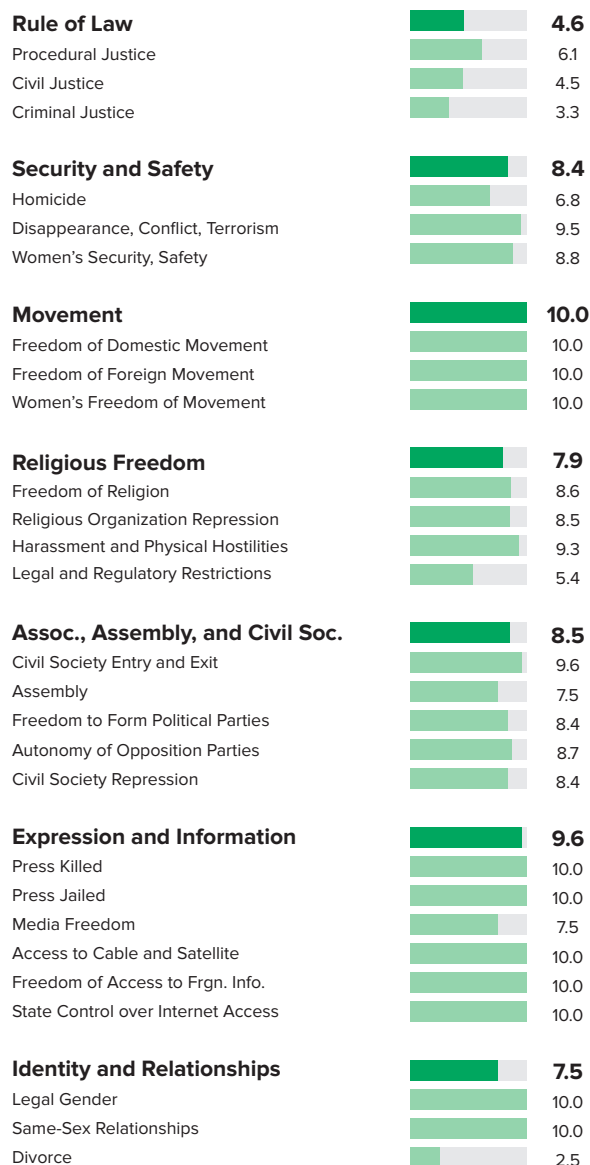
Score

7.68

Personal Freedom

57/162 Ranking

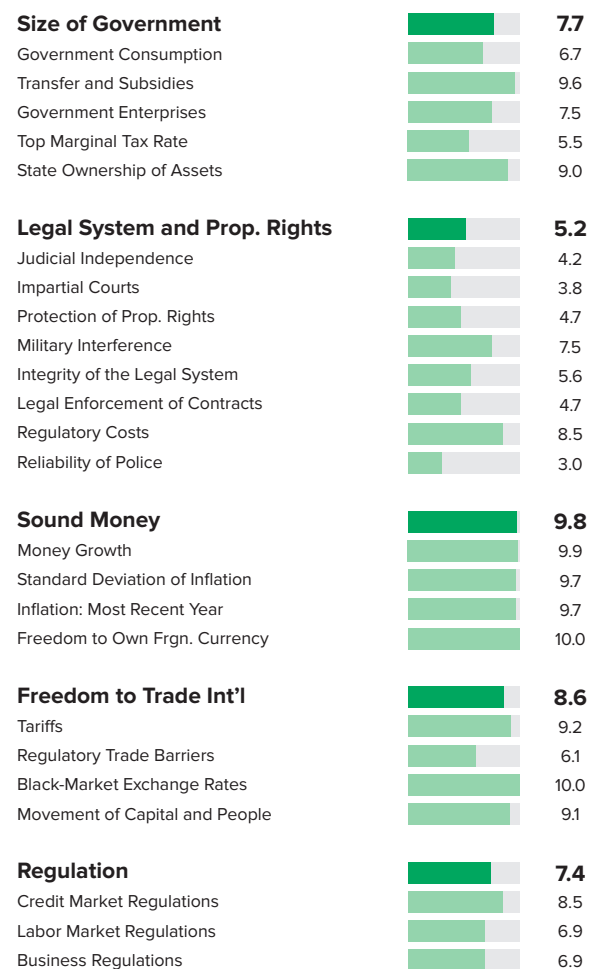
Score 7.60



Economic Freedom

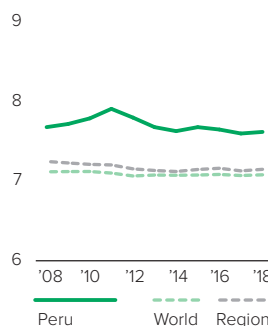
29/162 Ranking

Score 7.76

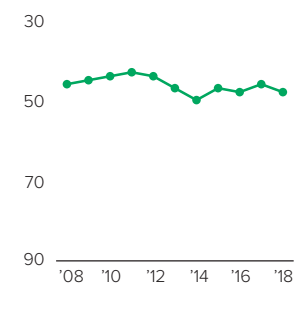


Human Freedom

Score over Time



Ranking over Time



	2008	2009	2010	2011	2012	2013	2014	2015	2016	2017	2018
Human Freedom Ranking	7.68	7.72	7.79	7.91	7.80	7.68	7.63	7.70	7.67	7.67	7.68
Economic Freedom	7.70	7.70	7.81	7.83	7.74	7.71	7.73	7.76	7.72	7.73	7.76
Personal Freedom	7.65	7.73	7.76	7.98	7.85	7.64	7.52	7.64	7.62	7.60	7.60
Rule of Law	5.4	5.4	5.4	5.4	4.8	4.8	4.3	4.6	4.7	4.7	4.6
Procedural Justice	7.4	7.4	7.4	7.4	6.7	5.4	5.9	6.2	6.2	5.7	6.1
Civil Justice	4.3	4.3	4.3	4.3	3.9	4.3	4.4	4.4	4.4	4.6	4.5
Criminal Justice	4.5	4.5	4.5	4.5	3.7	3.4	3.4	3.6	3.6	3.3	3.3
Security and Safety	8.7	9.0	9.0	9.1	9.0	8.1	8.1	8.0	8.0	8.4	8.4
Homicide	7.8	7.8	7.8	7.8	7.4	7.4	7.3	7.1	6.9	6.9	6.8
Disappearance, Conflict, Terrorism	8.4	9.3	9.4	9.5	9.5	9.5	9.5	9.5	9.5	9.5	9.5
Women's Security, Safety	9.8	9.8	9.8	10.0	10.0	7.5	7.5	7.5	7.5	8.8	8.8
Movement	10.0	10.0	10.0	10.0	10.0	10.0	10.0	10.0	10.0	10.0	10.0
Freedom of Domestic Movement	10.0	10.0	10.0	10.0	10.0	10.0	10.0	10.0	10.0	10.0	10.0
Freedom of Foreign Movement	10.0	10.0	10.0	10.0	10.0	10.0	10.0	10.0	10.0	10.0	10.0
Women's Freedom of Movement	10.0	10.0	10.0	10.0	10.0	10.0	10.0	10.0	10.0	10.0	10.0
Religious Freedom	7.7	7.8	7.9	7.7	7.7	7.7	7.8	8.4	8.2	8.0	7.9
Freedom of Religion	9.0	9.0	9.0	9.0	9.3	9.3	9.3	9.3	9.3	8.6	8.6
Religious Organization Repression	8.8	8.8	9.3	9.3	9.3	9.2	9.2	9.2	9.0	8.9	8.5
Harassment and Physical Hostilities	7.9	7.7	7.3	7.1	6.8	7.1	7.2	9.1	9.3	9.3	9.3
Legal and Regulatory Restrictions	5.2	5.5	5.9	5.5	5.5	5.3	5.6	6.1	5.4	5.4	5.4
Assoc., Assembly, and Civil Soc.	8.3	8.2	8.2	8.4	8.4	8.5	8.5	8.0	8.0	8.1	8.5
Civil Society Entry and Exit	8.5	8.5	8.5	8.6	8.6	9.4	9.4	7.7	7.7	8.0	9.6
Assembly	7.5	7.5	7.5	7.5	7.5	7.5	7.5	7.5	7.5	7.5	7.5
Freedom to Form Political Parties	8.6	8.6	8.6	8.6	8.6	8.1	8.1	8.2	8.2	8.2	8.4
Autonomy of Opposition Parties	8.8	8.8	8.8	8.8	8.8	8.6	8.6	8.7	8.7	8.7	8.7
Civil Society Repression	8.0	7.8	7.8	8.4	8.4	9.0	9.0	8.1	8.2	8.2	8.4
Expression and Information	9.1	9.1	9.2	8.7	9.2	9.1	9.0	9.2	9.0	9.6	9.6
Press Killed	10.0	10.0	10.0	6.6	10.0	8.9	8.9	10.0	9.0	10.0	10.0
Press Jailed	9.3	10.0	10.0	10.0	10.0	10.0	10.0	10.0	10.0	10.0	10.0
Media Freedom	5.3	4.8	5.4	5.3	5.4	5.4	5.0	5.1	5.3	7.5	7.5
Access to Cable and Satellite	10.0	10.0	10.0	10.0	10.0	10.0	10.0	10.0	10.0	10.0	10.0
Freedom of Access to Frgn. Info.	10.0	10.0	10.0	10.0	10.0	10.0	10.0	10.0	10.0	10.0	10.0
State Control over Internet Access	10.0	10.0	10.0	10.0	10.0	10.0	10.0	10.0	10.0	10.0	10.0
Identity and Relationships	6.3	6.3	6.3	8.8	8.8	8.8	8.8	9.2	9.2	7.5	7.5
Legal Gender	-	-	-	-	-	-	-	10.0	10.0	10.0	10.0
Same-Sex Relationships	5.0	5.0	5.0	10.0	10.0	10.0	10.0	10.0	10.0	10.0	10.0
Divorce	7.5	7.5	7.5	7.5	7.5	7.5	7.5	7.5	7.5	2.5	2.5

PHILIPPINES

SOUTH ASIA

Ranking

83

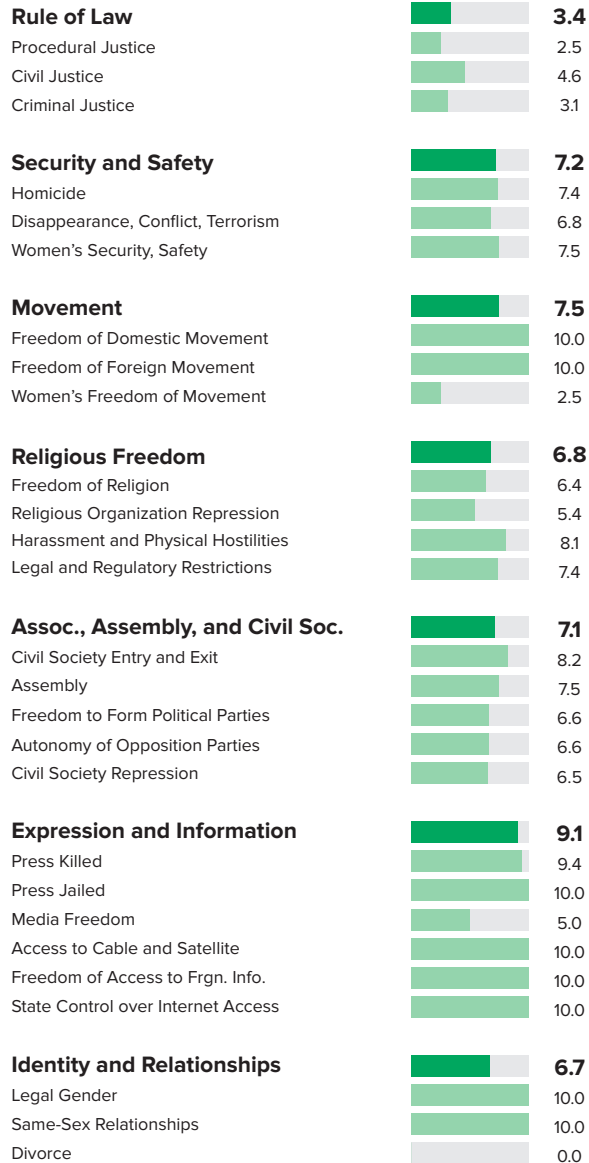
Score

6.90

Personal Freedom

109/162 Ranking

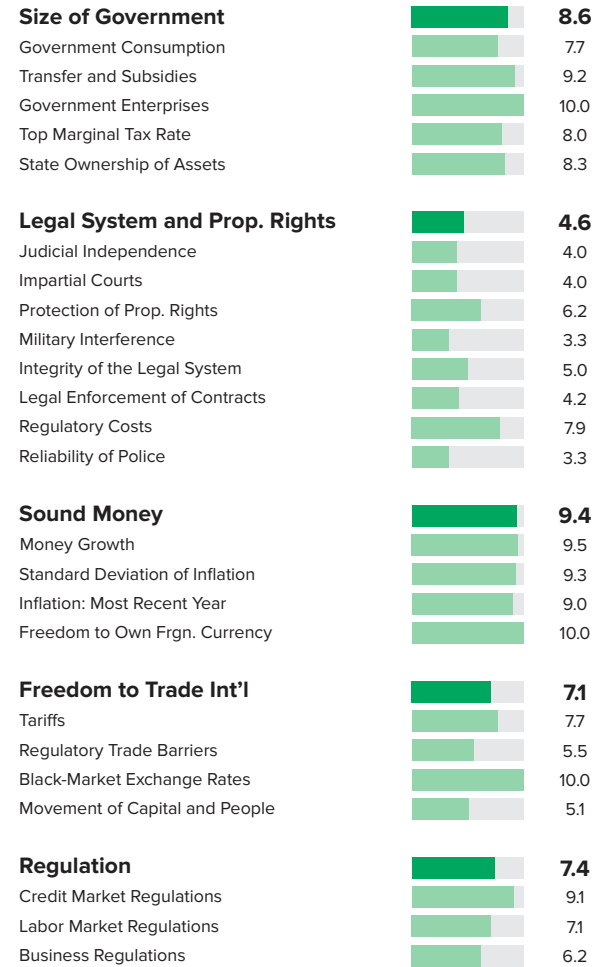
Score **6.37**



Economic Freedom

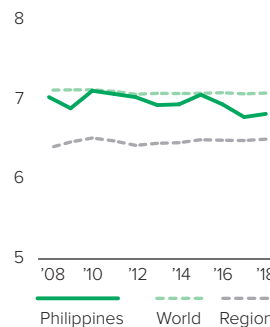
54/162 Ranking

Score **7.43**

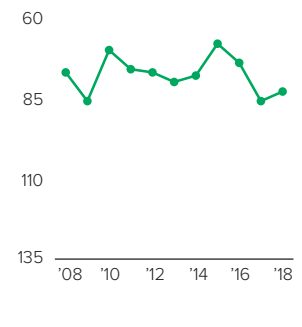


Human Freedom

Score over Time



Ranking over Time



PHILIPPINES

SOUTH ASIA

	2008	2009	2010	2011	2012	2013	2014	2015	2016	2017	2018
Human Freedom Ranking	7.03	6.89	7.11	7.07	7.03	6.93	6.94	7.12	7.00	6.86	6.90
	77	86	70	76	77	80	78	68	74	86	83
Economic Freedom	6.92	6.88	7.16	7.22	7.25	7.50	7.43	7.49	7.40	7.39	7.43
Personal Freedom	7.13	6.90	7.05	6.92	6.80	6.35	6.44	6.75	6.59	6.33	6.37
Rule of Law	4.2	4.2	4.2	4.2	3.7	3.7	4.1	3.9	3.4	3.4	3.4
Procedural Justice	4.1	4.1	4.1	4.1	3.6	3.8	3.6	2.5	2.5	2.8	2.5
Civil Justice	4.3	4.3	4.3	4.3	4.0	4.6	4.5	4.7	4.7	4.4	4.6
Criminal Justice	4.2	4.2	4.2	4.2	3.6	3.8	3.6	3.1	3.1	3.1	3.1
Security and Safety	8.1	7.5	7.8	7.8	7.8	6.8	6.4	6.7	6.9	6.7	7.2
Homicide	7.4	6.1	6.2	6.4	6.5	6.3	6.1	6.2	5.6	6.6	7.4
Disappearance, Conflict, Terrorism	6.8	6.6	7.1	7.1	7.0	6.6	5.6	6.5	7.6	5.9	6.8
Women's Security, Safety	10.0	10.0	10.0	10.0	10.0	7.5	7.5	7.5	7.5	7.5	7.5
Movement	8.3	8.3	8.3	8.3	8.3	6.7	6.7	8.3	8.3	7.5	7.5
Freedom of Domestic Movement	5.0	5.0	5.0	5.0	10.0	10.0	10.0	10.0	10.0	10.0	10.0
Freedom of Foreign Movement	10.0	10.0	10.0	10.0	5.0	5.0	5.0	10.0	10.0	10.0	10.0
Women's Freedom of Movement	10.0	10.0	10.0	10.0	10.0	5.0	5.0	5.0	5.0	2.5	2.5
Religious Freedom	9.0	9.0	8.5	8.4	8.4	8.4	8.3	8.2	7.4	7.3	6.8
Freedom of Religion	9.1	9.1	7.8	7.8	7.8	7.9	7.9	7.8	6.6	7.5	6.4
Religious Organization Repression	9.2	9.2	8.2	8.2	8.2	8.2	8.2	7.4	7.6	6.2	5.4
Harassment and Physical Hostilities	9.9	10.0	9.8	9.9	9.9	9.9	9.9	8.9	8.1	8.1	8.1
Legal and Regulatory Restrictions	8.0	7.7	8.0	7.8	7.5	7.5	7.3	8.6	7.4	7.4	7.4
Assoc., Assembly, and Civil Soc.	8.1	8.1	8.6	8.1	8.1	8.1	8.1	8.0	7.8	7.5	7.1
Civil Society Entry and Exit	9.0	9.0	9.6	9.6	9.6	9.6	9.6	9.7	9.3	9.4	8.2
Assembly	10.0	10.0	10.0	7.5	7.5	7.5	7.5	7.5	7.5	7.5	7.5
Freedom to Form Political Parties	6.3	6.3	6.3	6.3	6.3	6.3	6.3	6.1	6.4	6.7	6.6
Autonomy of Opposition Parties	7.1	7.1	7.1	7.1	7.1	7.1	7.1	7.1	7.6	6.6	6.6
Civil Society Repression	8.1	8.1	9.7	9.7	9.7	9.8	9.8	9.8	8.0	7.4	6.5
Expression and Information	8.9	7.9	9.0	8.1	8.1	7.9	9.0	8.8	9.0	9.0	9.1
Press Killed	8.2	0.0	8.9	8.3	8.3	7.0	8.7	7.7	9.0	9.0	9.4
Press Jailed	9.9	10.0	10.0	10.0	10.0	10.0	10.0	10.0	10.0	10.0	10.0
Media Freedom	5.3	7.5	5.1	5.5	5.3	5.2	5.2	5.2	5.2	5.0	5.0
Access to Cable and Satellite	10.0	10.0	10.0	7.5	7.5	7.5	10.0	10.0	10.0	10.0	10.0
Freedom of Access to Frgn. Info.	10.0	10.0	10.0	10.0	10.0	10.0	10.0	10.0	10.0	10.0	10.0
State Control over Internet Access	10.0	10.0	10.0	7.5	7.5	7.5	10.0	10.0	10.0	10.0	10.0
Identity and Relationships	6.3	6.3	6.3	6.3	6.3	6.3	6.3	7.5	7.5	6.7	6.7
Legal Gender	-	-	-	-	-	-	-	10.0	10.0	10.0	10.0
Same-Sex Relationships	10.0	10.0	10.0	10.0	10.0	10.0	10.0	10.0	10.0	10.0	10.0
Divorce	2.5	2.5	2.5	2.5	2.5	2.5	2.5	2.5	2.5	0.0	0.0

POLAND

EASTERN EUROPE

Ranking

45

Score

7.72

Personal Freedom

35/162 Ranking

Score 8.39

Rule of Law		6.3
Procedural Justice		6.6
Civil Justice		6.3
Criminal Justice		6.0

Security and Safety		9.7
Homicide		9.7
Disappearance, Conflict, Terrorism		9.5
Women's Security, Safety		10.0

Movement		10.0
Freedom of Domestic Movement		10.0
Freedom of Foreign Movement		10.0
Women's Freedom of Movement		10.0

Religious Freedom		7.7
Freedom of Religion		7.9
Religious Organization Repression		8.8
Harassment and Physical Hostilities		8.2
Legal and Regulatory Restrictions		5.9

Assoc., Assembly, and Civil Soc.		7.9
Civil Society Entry and Exit		6.9
Assembly		10.0
Freedom to Form Political Parties		8.5
Autonomy of Opposition Parties		8.4
Civil Society Repression		5.9

Expression and Information		9.2
Press Killed		10.0
Press Jailed		10.0
Media Freedom		7.5
Access to Cable and Satellite		7.5
Freedom of Access to Frgn. Info.		10.0
State Control over Internet Access		10.0

Identity and Relationships		9.0
Legal Gender		7.0
Same-Sex Relationships		10.0
Divorce		10.0

Economic Freedom

77/162 Ranking

Score 7.04

Size of Government		5.7
Government Consumption		4.9
Transfer and Subsidies		5.5
Government Enterprises		7.7
Top Marginal Tax Rate		4.0
State Ownership of Assets		6.3

Legal System and Prop. Rights		6.0
Judicial Independence		4.1
Impartial Courts		5.0
Protection of Prop. Rights		5.8
Military Interference		10.0
Integrity of the Legal System		6.0
Legal Enforcement of Contracts		4.6
Regulatory Costs		7.3
Reliability of Police		5.1

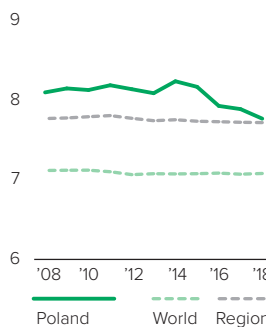
Sound Money		8.3
Money Growth		8.9
Standard Deviation of Inflation		9.7
Inflation: Most Recent Year		9.6
Freedom to Own Frgn. Currency		5.0

Freedom to Trade Int'l		7.9
Tariffs		8.1
Regulatory Trade Barriers		7.9
Black-Market Exchange Rates		10.0
Movement of Capital and People		5.7

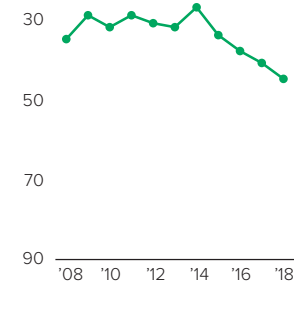
Regulation		7.3
Credit Market Regulations		7.8
Labor Market Regulations		7.1
Business Regulations		7.0

Human Freedom

Score over Time



Ranking over Time



POLAND

EASTERN EUROPE

	2008	2009	2010	2011	2012	2013	2014	2015	2016	2017	2018
Human Freedom Ranking	8.10	8.15	8.13	8.19	8.14	8.09	8.24	8.12	7.88	7.84	7.72
	35	29	32	29	31	32	27	34	38	41	45
Economic Freedom	7.09	7.16	7.17	7.27	7.36	7.27	7.47	7.45	7.33	7.31	7.04
Personal Freedom	9.11	9.13	9.09	9.10	8.92	8.90	9.01	8.79	8.42	8.36	8.39
Rule of Law	7.5	7.5	7.5	7.5	6.9	6.9	7.4	7.1	6.4	6.4	6.3
Procedural Justice	9.0	9.0	9.0	9.0	7.4	8.4	7.7	6.6	6.6	6.9	6.6
Civil Justice	6.3	6.3	6.3	6.3	6.2	6.5	6.6	6.4	6.4	6.4	6.3
Criminal Justice	7.3	7.3	7.3	7.3	6.9	7.4	6.9	6.2	6.2	6.1	6.0
Security and Safety	9.8	9.8	9.8	9.8	9.9	9.9	9.9	9.9	9.7	9.7	9.7
Homicide	9.5	9.5	9.5	9.5	9.6	9.7	9.7	9.7	9.7	9.7	9.7
Disappearance, Conflict, Terrorism	10.0	10.0	10.0	10.0	10.0	10.0	10.0	10.0	9.5	9.5	9.5
Women's Security, Safety	10.0	10.0	10.0	10.0	10.0	10.0	10.0	10.0	10.0	10.0	10.0
Movement	10.0	10.0	10.0	10.0	10.0	10.0	10.0	10.0	10.0	10.0	10.0
Freedom of Domestic Movement	10.0	10.0	10.0	10.0	10.0	10.0	10.0	10.0	10.0	10.0	10.0
Freedom of Foreign Movement	10.0	10.0	10.0	10.0	10.0	10.0	10.0	10.0	10.0	10.0	10.0
Women's Freedom of Movement	10.0	10.0	10.0	10.0	10.0	10.0	10.0	10.0	10.0	10.0	10.0
Religious Freedom	8.7	8.8	8.6	8.7	8.4	8.3	8.4	8.2	7.4	7.2	7.7
Freedom of Religion	9.4	9.4	9.4	9.4	9.4	9.0	9.0	9.0	7.9	7.3	7.9
Religious Organization Repression	8.6	8.6	8.6	8.6	8.6	8.2	8.2	7.8	7.8	7.6	8.8
Harassment and Physical Hostilities	8.7	9.0	8.5	8.4	8.3	8.5	8.9	8.7	8.2	8.2	8.2
Legal and Regulatory Restrictions	8.2	8.2	7.8	8.2	7.4	7.5	7.5	7.4	5.9	5.9	5.9
Assoc., Assembly, and Civil Soc.	9.4	9.4	9.4	9.4	9.4	9.3	9.3	9.3	8.5	7.9	7.9
Civil Society Entry and Exit	8.9	8.9	8.9	8.9	8.9	8.7	8.7	8.7	7.5	6.9	6.9
Assembly	10.0	10.0	10.0	10.0	10.0	10.0	10.0	10.0	10.0	10.0	10.0
Freedom to Form Political Parties	8.4	8.4	8.4	8.4	8.4	8.4	8.4	8.4	8.5	8.5	8.5
Autonomy of Opposition Parties	10.0	10.0	9.9	9.9	9.6	9.5	9.5	9.5	9.5	8.4	8.4
Civil Society Repression	10.0	10.0	10.0	10.0	10.0	9.8	9.8	9.8	7.1	5.9	5.9
Expression and Information	9.6	9.8	9.6	9.6	9.5	9.5	9.1	9.0	9.0	9.2	9.2
Press Killed	10.0	10.0	10.0	10.0	10.0	10.0	10.0	9.1	10.0	10.0	10.0
Press Jailed	10.0	10.0	10.0	10.0	10.0	10.0	10.0	10.0	10.0	10.0	10.0
Media Freedom	7.5	8.6	7.4	7.4	7.3	7.1	7.3	7.1	6.4	7.5	7.5
Access to Cable and Satellite	10.0	10.0	10.0	10.0	10.0	10.0	7.5	7.5	7.5	7.5	7.5
Freedom of Access to Frgn. Info.	10.0	10.0	10.0	10.0	10.0	10.0	10.0	10.0	10.0	10.0	10.0
State Control over Internet Access	10.0	10.0	10.0	10.0	10.0	10.0	10.0	10.0	10.0	10.0	10.0
Identity and Relationships	10.0	10.0	10.0	10.0	10.0	10.0	10.0	9.0	9.0	9.0	9.0
Legal Gender	-	-	-	-	-	-	-	7.0	7.0	7.0	7.0
Same-Sex Relationships	10.0	10.0	10.0	10.0	10.0	10.0	10.0	10.0	10.0	10.0	10.0
Divorce	10.0	10.0	10.0	10.0	10.0	10.0	10.0	10.0	10.0	10.0	10.0

PORTUGAL

WESTERN EUROPE

Ranking

26


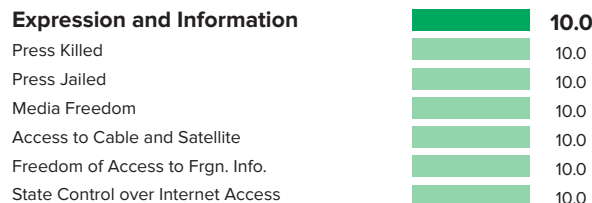
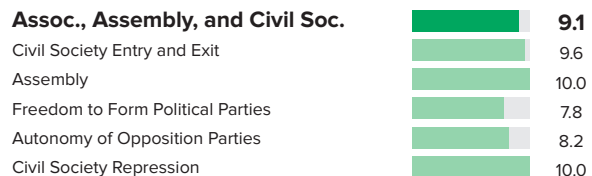
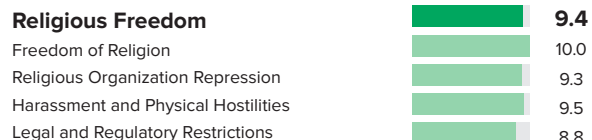
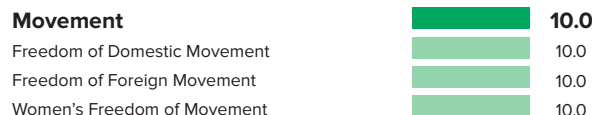

Score

8.27

Personal Freedom

18/162 Ranking

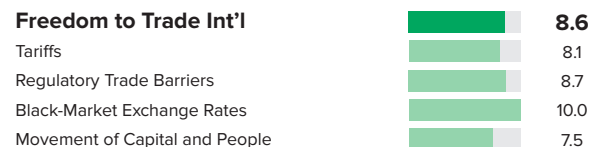
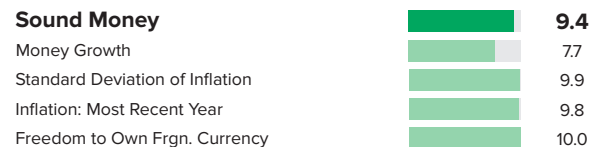
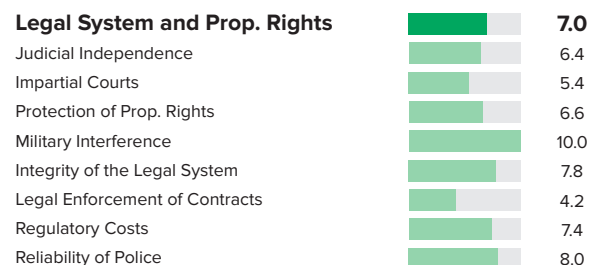
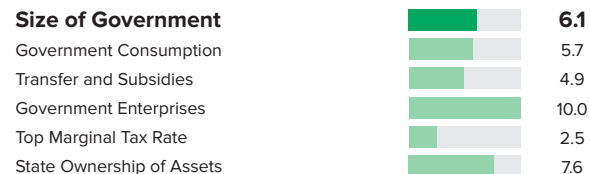
Score 8.94



Economic Freedom

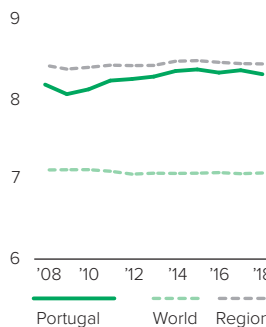
43/162 Ranking

Score 7.60

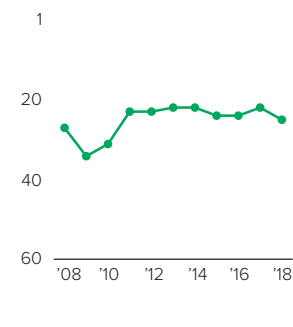


Human Freedom

Score over Time



Ranking over Time



PORTUGAL

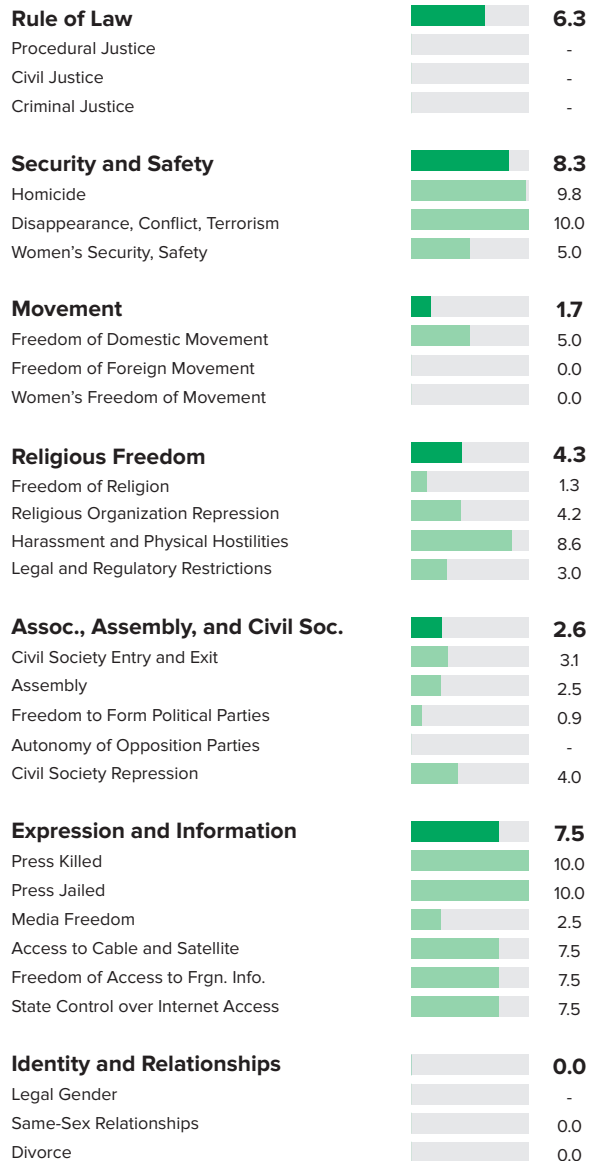
WESTERN EUROPE

	2008	2009	2010	2011	2012	2013	2014	2015	2016	2017	2018
Human Freedom Ranking	8.19	8.07	8.13	8.24	8.26	8.29	8.36	8.33	8.29	8.32	8.27
	28	35	32	24	24	23	23	25	25	23	26
Economic Freedom	7.40	7.23	7.28	7.50	7.57	7.69	7.67	7.64	7.57	7.58	7.60
Personal Freedom	8.97	8.90	8.98	8.98	8.94	8.89	9.05	9.02	9.01	9.05	8.94
Rule of Law	6.6	6.6	6.6	6.6	6.5	6.5	7.0	7.2	7.2	7.2	6.9
Procedural Justice	7.4	7.4	7.4	7.4	7.3	7.9	8.1	8.2	8.2	7.9	7.9
Civil Justice	6.2	6.2	6.2	6.2	6.2	6.5	6.6	6.9	6.9	6.9	6.8
Criminal Justice	6.2	6.2	6.2	6.2	5.9	6.7	6.7	6.4	6.4	6.0	5.9
Security and Safety	9.8	9.8	9.8	9.9	9.8	9.8	9.9	9.9	9.9	9.9	9.9
Homicide	9.5	9.5	9.5	9.6	9.5	9.5	9.6	9.6	9.7	9.7	9.7
Disappearance, Conflict, Terrorism	10.0	10.0	10.0	10.0	10.0	10.0	10.0	10.0	10.0	10.0	10.0
Women's Security, Safety	10.0	10.0	10.0	10.0	10.0	10.0	10.0	10.0	10.0	10.0	10.0
Movement	10.0	10.0	10.0	10.0	10.0	10.0	10.0	10.0	10.0	10.0	10.0
Freedom of Domestic Movement	10.0	10.0	10.0	10.0	10.0	10.0	10.0	10.0	10.0	10.0	10.0
Freedom of Foreign Movement	10.0	10.0	10.0	10.0	10.0	10.0	10.0	10.0	10.0	10.0	10.0
Women's Freedom of Movement	10.0	10.0	10.0	10.0	10.0	10.0	10.0	10.0	10.0	10.0	10.0
Religious Freedom	9.4	9.5	9.5	9.5	9.4	9.3	9.2	9.6	9.4	9.4	9.4
Freedom of Religion	10.0	10.0	10.0	10.0	10.0	10.0	10.0	10.0	10.0	10.0	10.0
Religious Organization Repression	10.0	10.0	10.0	10.0	10.0	9.8	9.8	9.7	9.4	9.4	9.3
Harassment and Physical Hostilities	9.5	9.8	9.6	9.6	9.3	9.3	9.3	9.9	9.5	9.5	9.5
Legal and Regulatory Restrictions	8.0	8.2	8.4	8.3	8.2	7.9	7.6	8.8	8.8	8.8	8.8
Assoc., Assembly, and Civil Soc.	9.5	9.5	9.5	9.5	9.5	9.3	9.3	9.3	9.2	9.4	9.1
Civil Society Entry and Exit	9.3	9.3	9.3	9.3	9.3	8.8	8.8	9.1	8.5	9.4	9.6
Assembly	10.0	10.0	10.0	10.0	10.0	10.0	10.0	10.0	10.0	10.0	10.0
Freedom to Form Political Parties	8.1	8.1	8.1	8.1	8.1	7.9	7.9	7.9	7.9	7.9	7.8
Autonomy of Opposition Parties	10.0	10.0	10.0	10.0	10.0	9.7	9.7	9.7	9.7	9.8	8.2
Civil Society Repression	10.0	10.0	10.0	10.0	10.0	10.0	10.0	10.0	10.0	10.0	10.0
Expression and Information	9.8	8.9	9.7	9.7	9.7	9.7	9.7	9.7	9.7	10.0	10.0
Press Killed	10.0	10.0	10.0	10.0	10.0	10.0	10.0	10.0	10.0	10.0	10.0
Press Jailed	10.0	10.0	10.0	10.0	10.0	10.0	10.0	10.0	10.0	10.0	10.0
Media Freedom	8.6	3.7	8.4	8.4	8.4	8.3	8.3	8.3	8.5	10.0	10.0
Access to Cable and Satellite	10.0	10.0	10.0	10.0	10.0	10.0	10.0	10.0	10.0	10.0	10.0
Freedom of Access to Frgn. Info.	10.0	10.0	10.0	10.0	10.0	10.0	10.0	10.0	10.0	10.0	10.0
State Control over Internet Access	10.0	10.0	10.0	10.0	10.0	10.0	10.0	10.0	10.0	10.0	10.0
Identity and Relationships	10.0	10.0	10.0	10.0	10.0	10.0	10.0	9.0	9.0	9.0	9.0
Legal Gender	-	-	-	-	-	-	-	7.0	7.0	7.0	7.0
Same-Sex Relationships	10.0	10.0	10.0	10.0	10.0	10.0	10.0	10.0	10.0	10.0	10.0
Divorce	10.0	10.0	10.0	10.0	10.0	10.0	10.0	10.0	10.0	10.0	10.0

Personal Freedom

143/162 Ranking

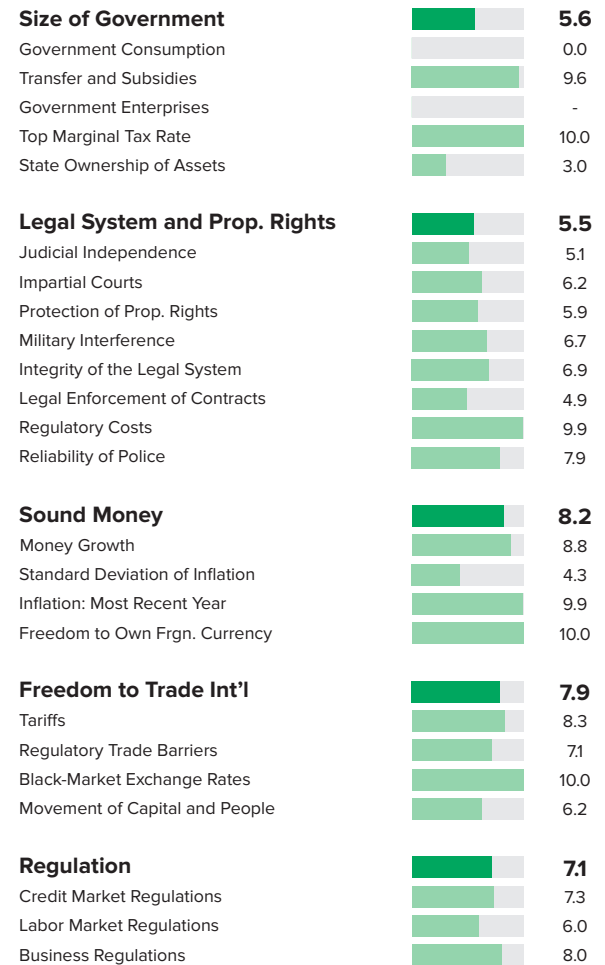
Score 5.26



Economic Freedom

83/162 Ranking

Score 6.88

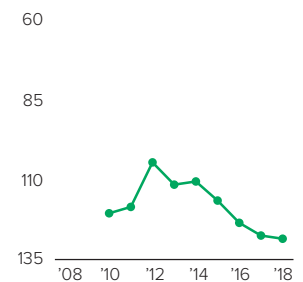


Human Freedom

Score over Time



Ranking over Time



	2008	2009	2010	2011	2012	2013	2014	2015	2016	2017	2018
Human Freedom	-	-	6.23	6.16	6.47	6.45	6.38	6.27	6.19	6.11	6.07
Ranking	-	-	121	119	105	112	111	117	124	128	129
Economic Freedom	-	-	7.13	6.94	7.11	7.14	7.28	7.03	7.09	6.96	6.88
Personal Freedom	-	-	5.33	5.38	5.82	5.76	5.48	5.51	5.28	5.25	5.26
Rule of Law	-	-	6.7	6.5	6.6	6.6	6.4	6.5	6.4	6.3	6.3
Procedural Justice	-	-	-	-	-	-	-	-	-	-	-
Civil Justice	-	-	-	-	-	-	-	-	-	-	-
Criminal Justice	-	-	-	-	-	-	-	-	-	-	-
Security and Safety	-	-	7.8	7.4	7.8	8.3	7.9	8.3	8.3	8.3	8.3
Homicide	-	-	9.9	9.9	9.9	9.8	9.8	9.8	9.8	9.8	9.8
Disappearance, Conflict, Terrorism	-	-	10.0	8.7	10.0	10.0	9.0	10.0	10.0	10.0	10.0
Women's Security, Safety	-	-	3.5	3.5	3.5	5.0	5.0	5.0	5.0	5.0	5.0
Movement	-	-	3.3	3.3	6.7	5.0	3.3	3.3	1.7	1.7	1.7
Freedom of Domestic Movement	-	-	0.0	0.0	10.0	10.0	5.0	5.0	0.0	5.0	5.0
Freedom of Foreign Movement	-	-	10.0	10.0	10.0	5.0	5.0	5.0	5.0	0.0	0.0
Women's Freedom of Movement	-	-	0.0	0.0	0.0	0.0	0.0	0.0	0.0	0.0	0.0
Religious Freedom	-	-	5.7	5.7	5.6	5.4	5.3	4.7	4.2	4.2	4.3
Freedom of Religion	-	-	2.6	2.6	2.6	2.1	2.1	2.1	1.2	1.4	1.3
Religious Organization Repression	-	-	4.1	4.1	4.1	3.9	3.9	3.9	3.8	3.8	4.2
Harassment and Physical Hostilities	-	-	9.6	9.7	9.4	9.5	9.4	8.7	8.6	8.6	8.6
Legal and Regulatory Restrictions	-	-	6.7	6.5	6.3	6.0	6.0	4.1	3.0	3.0	3.0
Assoc., Assembly, and Civil Soc.	-	-	1.9	3.1	3.1	3.2	2.6	2.6	2.6	2.6	2.6
Civil Society Entry and Exit	-	-	2.8	2.8	2.8	3.1	3.1	3.1	2.9	3.1	3.1
Assembly	-	-	0.0	5.0	5.0	5.0	2.5	2.5	2.5	2.5	2.5
Freedom to Form Political Parties	-	-	0.9	0.9	0.9	0.9	0.9	0.9	0.9	0.9	0.9
Autonomy of Opposition Parties	-	-	-	-	-	-	-	-	-	-	-
Civil Society Repression	-	-	3.9	3.9	3.9	3.7	3.7	3.9	3.9	3.8	4.0
Expression and Information	-	-	6.2	6.8	6.8	6.8	7.7	7.6	7.6	7.5	7.5
Press Killed	-	-	10.0	10.0	10.0	10.0	10.0	10.0	10.0	10.0	10.0
Press Jailed	-	-	10.0	10.0	10.0	10.0	10.0	10.0	10.0	10.0	10.0
Media Freedom	-	-	3.7	3.5	3.5	3.5	3.5	3.3	3.1	2.5	2.5
Access to Cable and Satellite	-	-	6.7	7.5	7.5	7.5	7.5	7.5	7.5	7.5	7.5
Freedom of Access to Frgn. Info.	-	-	6.7	5.0	5.0	5.0	7.5	7.5	7.5	7.5	7.5
State Control over Internet Access	-	-	0.0	5.0	5.0	5.0	7.5	7.5	7.5	7.5	7.5
Identity and Relationships	-	-	0.0	0.0	0.0	0.0	0.0	0.0	0.0	0.0	0.0
Legal Gender	-	-	-	-	-	-	-	-	-	-	-
Same-Sex Relationships	-	-	0.0	0.0	0.0	0.0	0.0	0.0	0.0	0.0	0.0
Divorce	-	-	0.0	0.0	0.0	0.0	0.0	0.0	0.0	0.0	0.0

ROMANIA

EASTERN EUROPE

Ranking

32

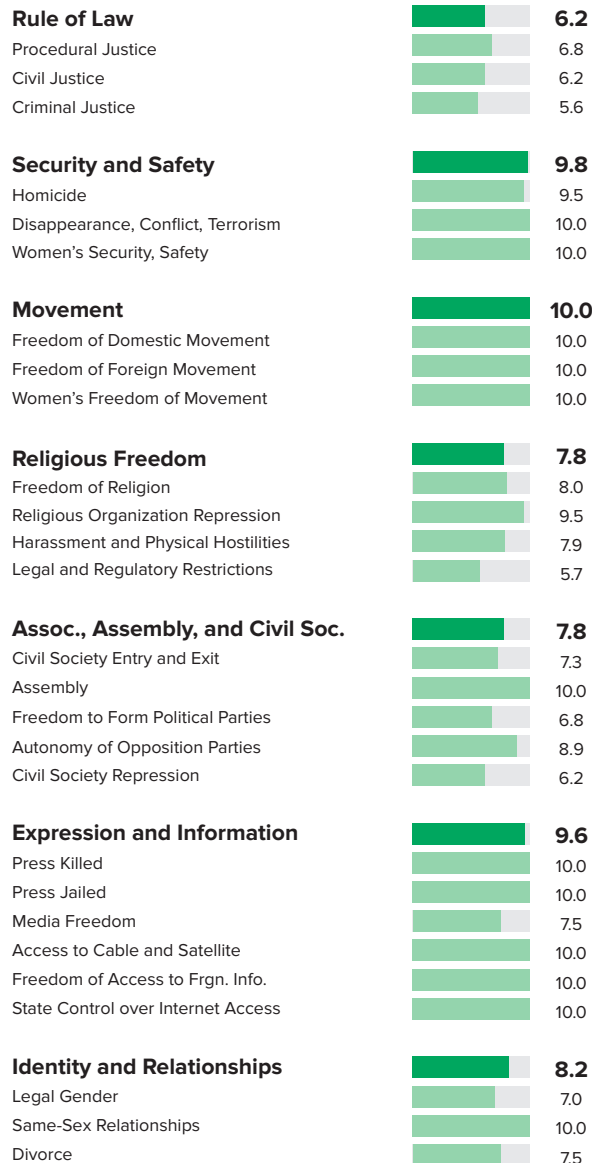
Score

8.09

Personal Freedom

36/162 Ranking

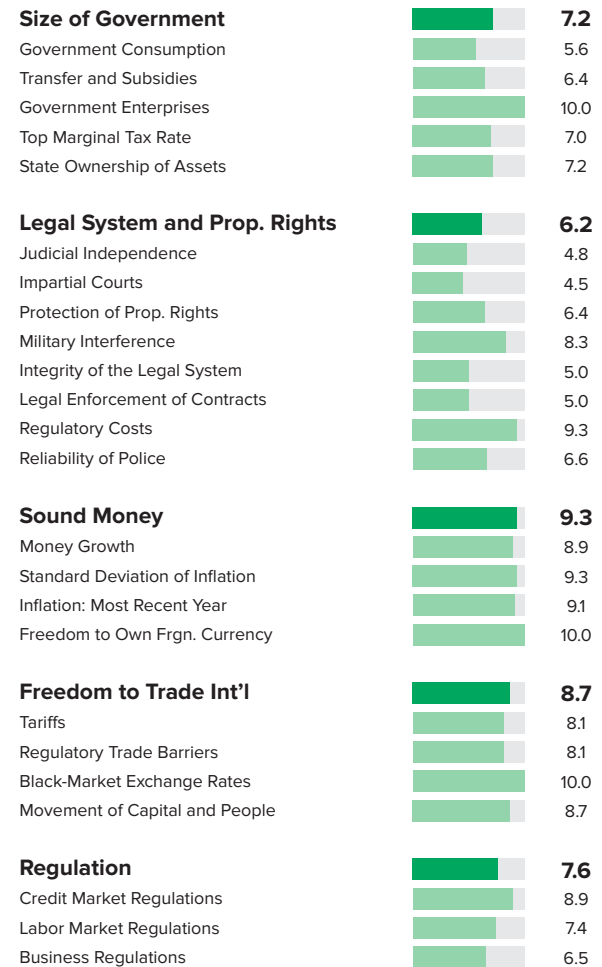
Score 8.34



Economic Freedom

23/162 Ranking

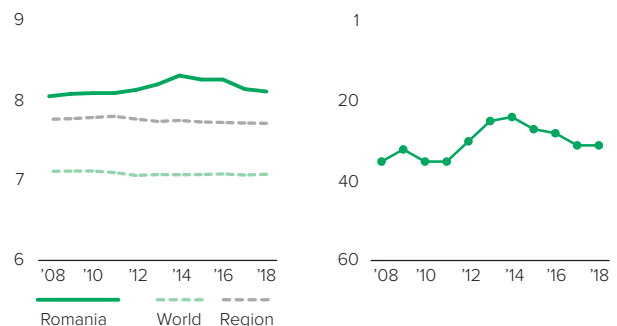
Score 7.83



Human Freedom

Score over Time

Ranking over Time



ROMANIA

EASTERN EUROPE

	2008	2009	2010	2011	2012	2013	2014	2015	2016	2017	2018
Human Freedom Ranking	8.06	8.09	8.10	8.10	8.14	8.21	8.32	8.22	8.22	8.12	8.09
	36	33	36	36	31	26	25	28	29	32	32
Economic Freedom	7.40	7.50	7.49	7.51	7.63	7.78	7.87	7.86	7.89	7.86	7.83
Personal Freedom	8.71	8.68	8.71	8.68	8.64	8.64	8.76	8.58	8.55	8.38	8.34
Rule of Law	6.3	6.3	6.3	6.3	6.2	6.2	6.4	6.3	6.3	6.3	6.2
Procedural Justice	7.0	7.0	7.0	7.0	7.1	7.0	6.7	6.8	6.8	6.8	6.8
Civil Justice	5.9	5.9	5.9	5.9	5.9	6.3	6.5	6.5	6.5	6.4	6.2
Criminal Justice	6.0	6.0	6.0	6.0	5.6	6.0	5.8	5.7	5.7	5.7	5.6
Security and Safety	9.7	9.7	9.7	9.8	9.8	9.8	9.8	9.8	9.8	9.8	9.8
Homicide	9.1	9.2	9.2	9.3	9.3	9.3	9.4	9.4	9.5	9.4	9.5
Disappearance, Conflict, Terrorism	10.0	10.0	10.0	10.0	10.0	10.0	10.0	10.0	10.0	10.0	10.0
Women's Security, Safety	10.0	10.0	10.0	10.0	10.0	10.0	10.0	10.0	10.0	10.0	10.0
Movement	10.0	10.0	10.0	10.0	10.0	10.0	10.0	10.0	10.0	10.0	10.0
Freedom of Domestic Movement	10.0	10.0	10.0	10.0	10.0	10.0	10.0	10.0	10.0	10.0	10.0
Freedom of Foreign Movement	10.0	10.0	10.0	10.0	10.0	10.0	10.0	10.0	10.0	10.0	10.0
Women's Freedom of Movement	10.0	10.0	10.0	10.0	10.0	10.0	10.0	10.0	10.0	10.0	10.0
Religious Freedom	9.0	9.2	9.0	9.1	9.0	8.8	8.9	8.2	7.6	7.8	7.8
Freedom of Religion	8.4	8.4	8.4	8.4	8.4	8.0	8.0	8.0	8.1	8.1	8.0
Religious Organization Repression	9.3	9.3	9.3	9.3	9.5	8.9	8.9	8.9	8.8	9.6	9.5
Harassment and Physical Hostilities	9.3	9.9	9.7	9.8	9.6	9.8	9.8	8.2	7.9	7.9	7.9
Legal and Regulatory Restrictions	8.9	9.3	8.5	8.8	8.5	8.5	8.8	7.5	5.7	5.7	5.7
Assoc., Assembly, and Civil Soc.	8.8	8.8	8.7	8.2	8.2	8.3	8.8	8.9	9.0	7.9	7.8
Civil Society Entry and Exit	9.5	9.5	9.2	9.2	9.2	9.0	9.0	9.0	9.6	7.5	7.3
Assembly	10.0	10.0	10.0	7.5	7.5	7.5	10.0	10.0	10.0	10.0	10.0
Freedom to Form Political Parties	6.2	6.2	6.2	6.2	6.2	6.5	6.5	7.0	7.5	7.5	6.8
Autonomy of Opposition Parties	8.2	8.2	8.2	8.2	8.2	8.4	8.4	8.4	8.4	8.2	8.9
Civil Society Repression	10.0	10.0	10.0	10.0	10.0	10.0	10.0	10.0	9.7	6.6	6.2
Expression and Information	9.3	8.6	9.3	9.4	9.3	9.4	9.4	9.4	9.4	9.6	9.6
Press Killed	10.0	10.0	10.0	10.0	10.0	10.0	10.0	10.0	10.0	10.0	10.0
Press Jailed	10.0	10.0	10.0	10.0	10.0	10.0	10.0	10.0	10.0	10.0	10.0
Media Freedom	5.8	1.9	6.0	6.1	6.0	6.1	6.1	6.5	6.5	7.5	7.5
Access to Cable and Satellite	10.0	10.0	10.0	10.0	10.0	10.0	10.0	10.0	10.0	10.0	10.0
Freedom of Access to Frgn. Info.	10.0	10.0	10.0	10.0	10.0	10.0	10.0	10.0	10.0	10.0	10.0
State Control over Internet Access	10.0	10.0	10.0	10.0	10.0	10.0	10.0	10.0	10.0	10.0	10.0
Identity and Relationships	10.0	10.0	10.0	10.0	10.0	10.0	10.0	9.0	9.0	8.2	8.2
Legal Gender	-	-	-	-	-	-	-	7.0	7.0	7.0	7.0
Same-Sex Relationships	10.0	10.0	10.0	10.0	10.0	10.0	10.0	10.0	10.0	10.0	10.0
Divorce	10.0	10.0	10.0	10.0	10.0	10.0	10.0	10.0	10.0	7.5	7.5

RUSSIAN FEDERATION

EASTERN EUROPE

Ranking

115

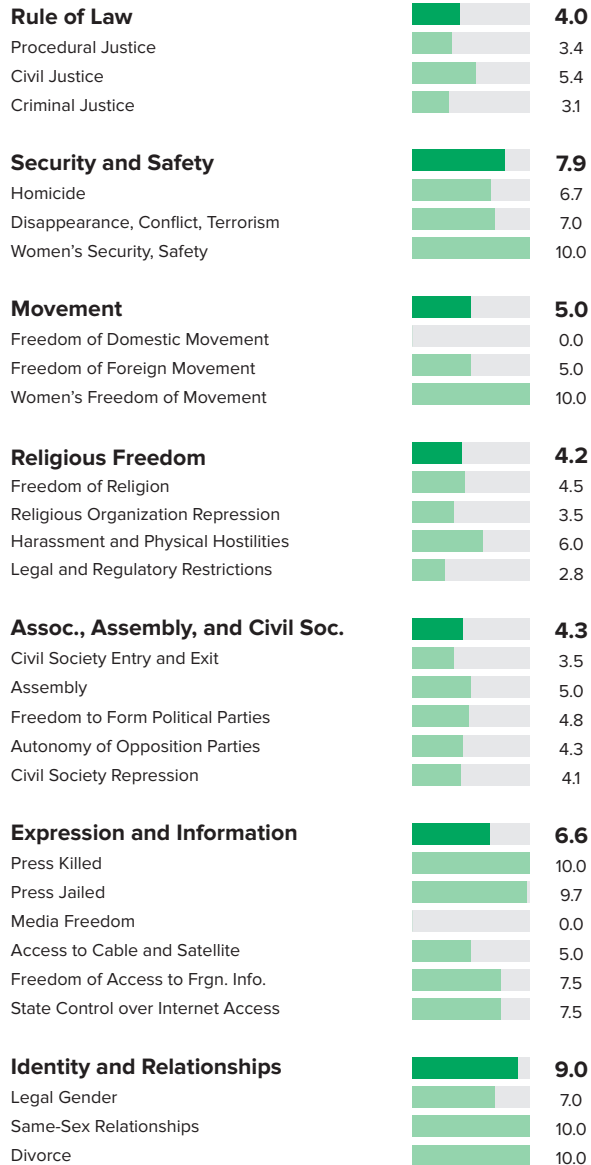
Score

6.31

Personal Freedom

128/162 Ranking

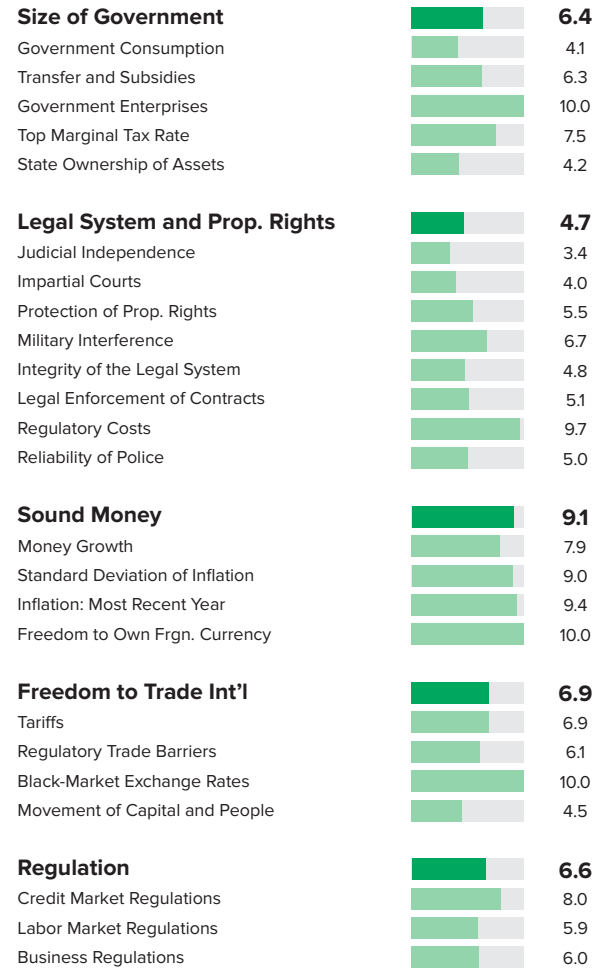
Score **5.88**



Economic Freedom

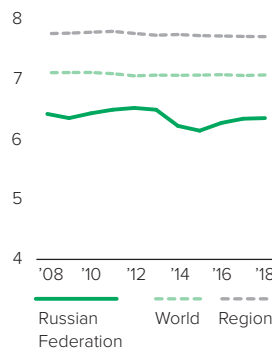
89/162 Ranking

Score **6.74**



Human Freedom

Score over Time



Ranking over Time



RUSSIAN FEDERATION

EASTERN EUROPE

	2008	2009	2010	2011	2012	2013	2014	2015	2016	2017	2018
Human Freedom Ranking	6.43	6.36	6.44	6.50	6.53	6.50	6.23	6.10	6.23	6.30	6.31
	104	106	109	105	101	109	121	122	122	116	115
Economic Freedom	6.40	6.32	6.48	6.51	6.60	6.55	6.52	6.54	6.70	6.75	6.74
Personal Freedom	6.45	6.40	6.40	6.48	6.46	6.45	5.94	5.66	5.75	5.84	5.88
Rule of Law	4.3	4.3	4.3	4.3	4.1	4.1	4.2	3.9	4.0	4.0	4.0
Procedural Justice	3.9	3.9	3.9	3.9	4.0	3.9	3.1	3.3	3.3	3.7	3.4
Civil Justice	5.0	5.0	5.0	5.0	4.6	5.0	5.2	5.3	5.3	5.2	5.4
Criminal Justice	4.0	4.0	4.0	4.0	3.6	3.6	3.3	3.3	3.3	3.4	3.1
Security and Safety	7.0	6.9	6.9	7.4	7.7	7.7	7.4	7.4	7.8	7.7	7.9
Homicide	3.4	4.0	4.0	5.6	5.5	5.5	5.4	5.4	5.6	6.3	6.7
Disappearance, Conflict, Terrorism	7.7	6.5	6.5	6.6	7.6	7.7	6.9	6.9	7.9	6.9	7.0
Women's Security, Safety	10.0	10.0	10.0	10.0	10.0	10.0	10.0	10.0	10.0	10.0	10.0
Movement	6.7	6.7	6.7	6.7	6.7	6.7	3.3	3.3	3.3	5.0	5.0
Freedom of Domestic Movement	10.0	10.0	10.0	10.0	0.0	0.0	0.0	0.0	0.0	0.0	0.0
Freedom of Foreign Movement	0.0	0.0	0.0	0.0	10.0	10.0	0.0	0.0	0.0	5.0	5.0
Women's Freedom of Movement	10.0	10.0	10.0	10.0	10.0	10.0	10.0	10.0	10.0	10.0	10.0
Religious Freedom	6.3	6.2	6.0	6.0	5.8	5.9	5.7	4.8	4.4	4.3	4.2
Freedom of Religion	5.5	5.6	5.6	5.6	5.0	5.9	5.3	5.3	4.9	4.9	4.5
Religious Organization Repression	5.1	5.1	5.1	5.0	4.9	4.2	4.2	4.2	3.9	3.4	3.5
Harassment and Physical Hostilities	9.8	9.6	9.2	9.3	9.2	9.0	9.1	6.2	6.0	6.0	6.0
Legal and Regulatory Restrictions	4.5	4.7	4.3	4.2	4.1	4.4	4.4	3.4	2.8	2.8	2.8
Assoc., Assembly, and Civil Soc.	4.8	4.8	4.8	4.1	4.2	3.9	4.4	4.3	4.3	4.2	4.3
Civil Society Entry and Exit	5.0	5.0	4.9	4.5	4.4	3.6	3.6	3.5	3.4	3.5	3.5
Assembly	5.0	5.0	5.0	2.5	2.5	2.5	5.0	5.0	5.0	5.0	5.0
Freedom to Form Political Parties	4.8	4.8	4.8	4.6	4.9	4.9	4.8	4.8	4.9	4.8	4.8
Autonomy of Opposition Parties	4.0	4.0	4.0	4.0	4.4	4.3	4.3	4.3	4.3	4.3	4.3
Civil Society Repression	5.3	5.3	5.3	5.1	5.0	4.2	4.1	4.0	3.8	3.6	4.1
Expression and Information	8.5	8.4	8.6	8.6	8.6	8.5	6.9	6.9	6.9	6.5	6.6
Press Killed	9.1	8.8	10.0	9.8	9.8	9.5	10.0	10.0	10.0	9.5	10.0
Press Jailed	9.9	9.9	9.9	10.0	10.0	9.9	9.9	9.9	9.9	9.7	9.7
Media Freedom	2.0	1.5	1.9	2.0	1.8	1.8	1.6	1.6	1.6	0.0	0.0
Access to Cable and Satellite	10.0	10.0	10.0	10.0	10.0	10.0	5.0	5.0	5.0	5.0	5.0
Freedom of Access to Frgn. Info.	10.0	10.0	10.0	10.0	10.0	10.0	7.5	7.5	7.5	7.5	7.5
State Control over Internet Access	10.0	10.0	10.0	10.0	10.0	10.0	7.5	7.5	7.5	7.5	7.5
Identity and Relationships	10.0	10.0	10.0	10.0	10.0	10.0	10.0	9.0	9.0	9.0	9.0
Legal Gender	-	-	-	-	-	-	-	7.0	7.0	7.0	7.0
Same-Sex Relationships	10.0	10.0	10.0	10.0	10.0	10.0	10.0	10.0	10.0	10.0	10.0
Divorce	10.0	10.0	10.0	10.0	10.0	10.0	10.0	10.0	10.0	10.0	10.0

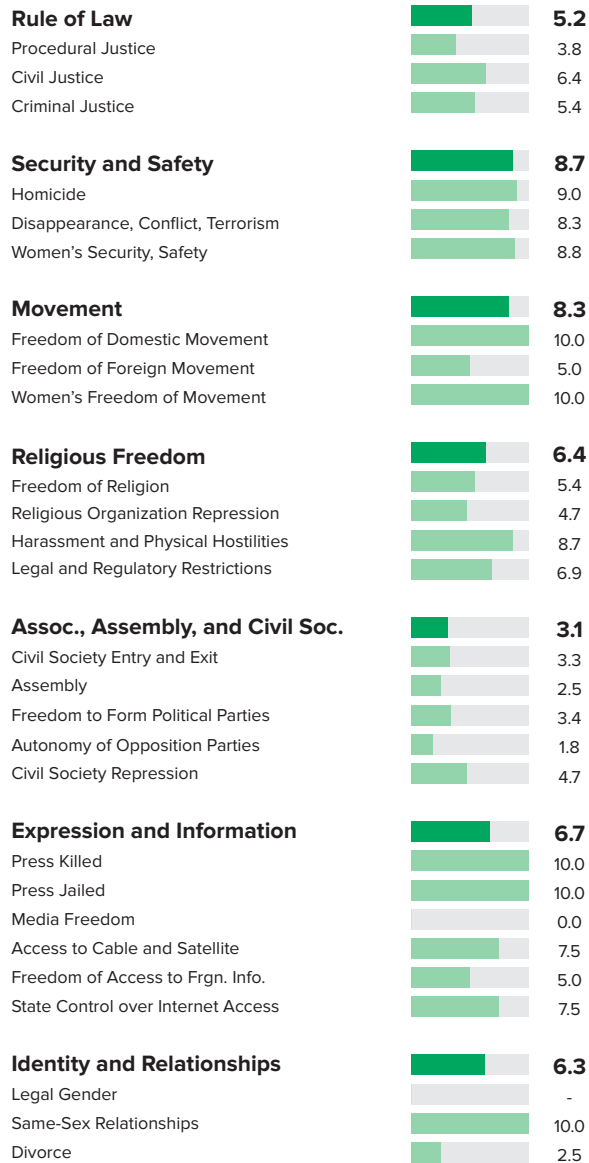
RWANDA

SUB-SAHARAN AFRICA

Ranking **78** Score **6.97**

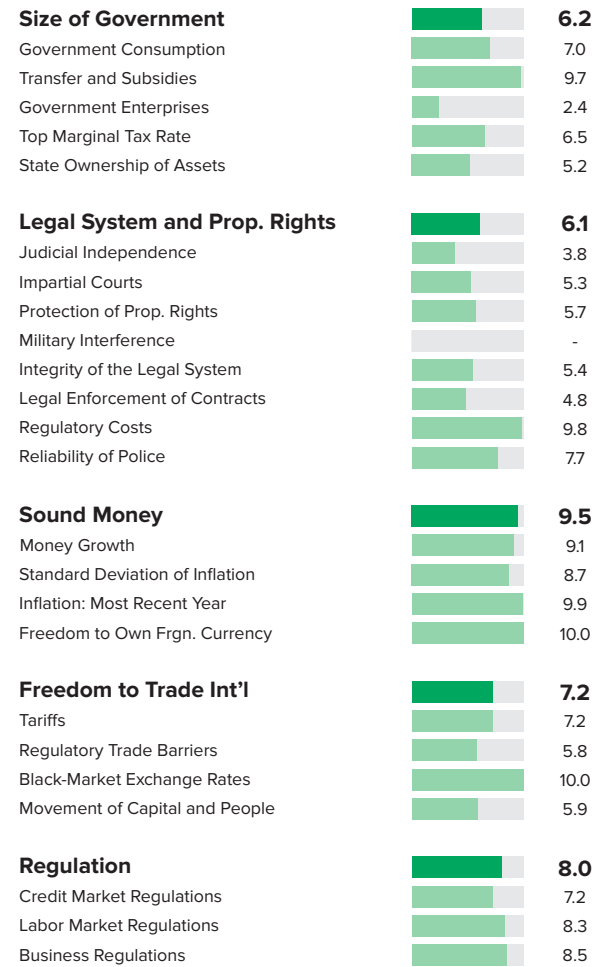
Personal Freedom

102/162 Ranking Score 6.54



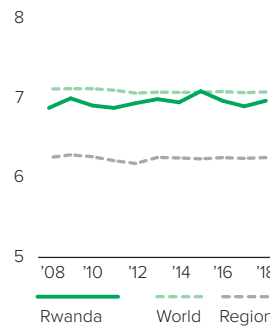
Economic Freedom

59/162 Ranking Score 7.39

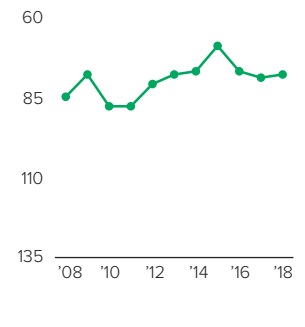


Human Freedom

Score over Time



Ranking over Time



RWANDA

SUB-SAHARAN AFRICA

	2008	2009	2010	2011	2012	2013	2014	2015	2016	2017	2018
Human Freedom Ranking	6.88	7.00	6.91	6.88	6.94	6.99	6.95	7.09	6.97	6.90	6.97
Economic Freedom	6.75	6.82	7.10	7.10	7.26	7.24	7.25	7.29	7.23	7.19	7.39
Personal Freedom	7.01	7.18	6.72	6.65	6.62	6.74	6.65	6.89	6.71	6.61	6.54
Rule of Law	4.9	4.8	5.0	5.1	4.8	5.0	5.2	5.3	5.3	5.4	5.2
Procedural Justice	-	-	-	-	-	-	-	-	-	4.1	3.8
Civil Justice	-	-	-	-	-	-	-	-	-	6.3	6.4
Criminal Justice	-	-	-	-	-	-	-	-	-	5.5	5.4
Security and Safety	8.8	7.9	7.2	7.5	7.6	8.0	7.6	8.5	7.9	8.6	8.7
Homicide	9.4	8.9	8.9	9.1	9.1	8.7	8.5	9.0	9.0	9.0	9.0
Disappearance, Conflict, Terrorism	9.5	7.3	5.3	6.1	6.3	7.8	6.9	9.0	7.3	8.0	8.3
Women's Security, Safety	7.5	7.5	7.5	7.5	7.5	7.5	7.5	7.5	7.5	8.8	8.8
Movement	8.3	10.0	10.0	6.7	6.7	6.7	6.7	6.7	6.7	8.3	8.3
Freedom of Domestic Movement	10.0	10.0	10.0	5.0	10.0	10.0	10.0	10.0	10.0	10.0	10.0
Freedom of Foreign Movement	5.0	10.0	10.0	10.0	5.0	5.0	5.0	5.0	5.0	5.0	5.0
Women's Freedom of Movement	10.0	10.0	10.0	5.0	5.0	5.0	5.0	5.0	5.0	10.0	10.0
Religious Freedom	7.2	7.3	7.2	7.1	7.4	6.8	7.2	7.3	7.0	6.8	6.4
Freedom of Religion	8.7	8.8	8.5	8.5	9.1	8.2	8.2	8.2	7.6	6.6	5.4
Religious Organization Repression	5.4	5.4	5.9	5.9	5.9	4.8	4.8	5.2	4.6	5.1	4.7
Harassment and Physical Hostilities	8.6	8.4	8.5	8.3	8.5	8.3	8.8	9.2	8.7	8.7	8.7
Legal and Regulatory Restrictions	6.0	6.7	5.7	5.8	6.1	5.8	6.9	6.7	6.9	6.9	6.9
Assoc., Assembly, and Civil Soc.	3.3	3.3	3.3	3.7	3.7	3.9	3.5	3.5	3.3	3.2	3.1
Civil Society Entry and Exit	3.6	3.5	3.7	3.9	4.0	4.3	4.7	4.7	4.3	3.9	3.3
Assembly	-	-	-	5.0	5.0	5.0	2.5	2.5	2.5	2.5	2.5
Freedom to Form Political Parties	3.8	3.8	3.8	3.8	3.8	3.8	3.8	3.8	3.5	2.9	3.4
Autonomy of Opposition Parties	2.2	2.2	2.3	2.2	2.2	1.9	1.9	1.9	1.8	1.7	1.8
Civil Society Repression	3.6	3.6	3.5	3.8	3.8	4.5	4.5	4.5	4.6	4.8	4.7
Expression and Information	7.2	9.4	6.1	7.5	7.4	7.7	7.0	7.0	7.0	6.7	6.7
Press Killed	10.0	10.0	6.7	10.0	10.0	10.0	10.0	10.0	10.0	10.0	10.0
Press Jailed	10.0	10.0	10.0	8.1	7.2	9.1	10.0	10.0	10.0	10.0	10.0
Media Freedom	1.6	8.2	1.4	1.7	2.0	2.2	2.1	1.9	1.9	0.0	0.0
Access to Cable and Satellite	-	-	-	10.0	10.0	10.0	7.5	7.5	7.5	7.5	7.5
Freedom of Access to Frgn. Info.	-	-	-	7.5	7.5	7.5	5.0	5.0	5.0	5.0	5.0
State Control over Internet Access	-	-	-	7.5	7.5	7.5	7.5	7.5	7.5	7.5	7.5
Identity and Relationships	10.0	10.0	10.0	10.0	10.0	10.0	10.0	10.0	10.0	6.3	6.3
Legal Gender	-	-	-	-	-	-	-	-	-	-	-
Same-Sex Relationships	10.0	10.0	10.0	10.0	10.0	10.0	10.0	10.0	10.0	10.0	10.0
Divorce	10.0	10.0	10.0	10.0	10.0	10.0	10.0	10.0	10.0	2.5	2.5

SAUDI ARABIA

MIDDLE EAST & NORTH AFRICA

Ranking

151

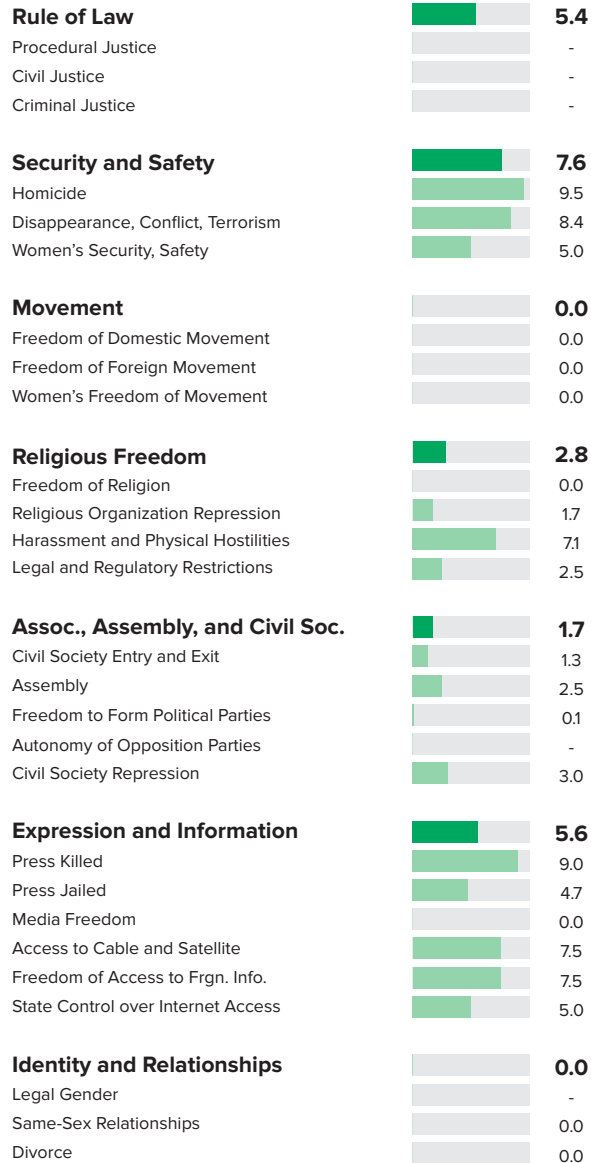
Score

5.29

Personal Freedom

156/162 Ranking

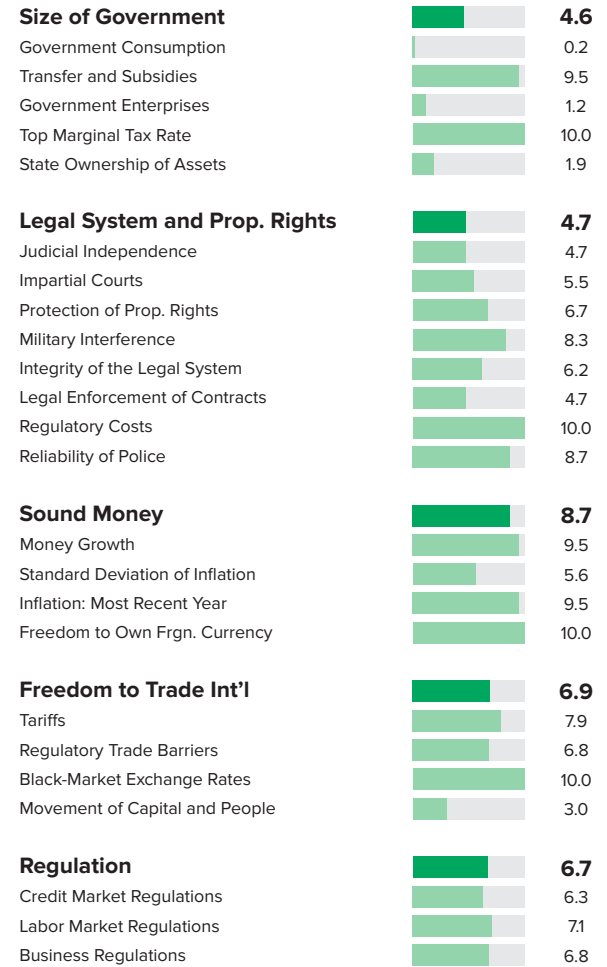
Score 4.26



Economic Freedom

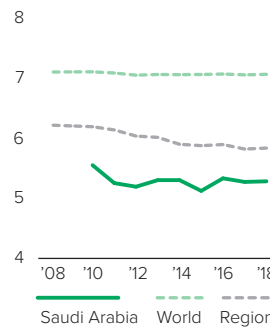
115/162 Ranking

Score 6.31

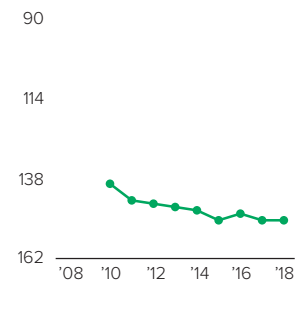


Human Freedom

Score over Time



Ranking over Time



SAUDI ARABIA

MIDDLE EAST & NORTH AFRICA

	2008	2009	2010	2011	2012	2013	2014	2015	2016	2017	2018
Human Freedom	-	-	5.56	5.26	5.2	5.31	5.31	5.13	5.34	5.28	5.29
Ranking	-	-	140	145	146	147	148	151	149	151	151
Economic Freedom	-	-	6.46	6.28	6.13	6.23	6.19	5.93	6.29	6.27	6.31
Personal Freedom	-	-	4.66	4.23	4.26	4.39	4.43	4.33	4.39	4.29	4.26
Rule of Law	-	-	5.7	5.6	5.4	5.4	5.3	5.4	5.7	5.3	5.4
Procedural Justice	-	-	-	-	-	-	-	-	-	-	-
Civil Justice	-	-	-	-	-	-	-	-	-	-	-
Criminal Justice	-	-	-	-	-	-	-	-	-	-	-
Security and Safety	-	-	8.5	7.0	7.3	7.8	7.1	7.4	7.4	7.6	7.6
Homicide	-	-	9.6	9.4	9.4	9.4	9.4	9.4	9.4	9.5	9.5
Disappearance, Conflict, Terrorism	-	-	9.0	7.0	8.0	9.0	6.9	7.7	7.9	8.4	8.4
Women's Security, Safety	-	-	7.0	4.5	4.5	5.0	5.0	5.0	5.0	5.0	5.0
Movement	-	-	0.0	0.0	0.0	0.0	0.0	0.0	0.0	0.0	0.0
Freedom of Domestic Movement	-	-	0.0	0.0	0.0	0.0	0.0	0.0	0.0	0.0	0.0
Freedom of Foreign Movement	-	-	0.0	0.0	0.0	0.0	0.0	0.0	0.0	0.0	0.0
Women's Freedom of Movement	-	-	0.0	0.0	0.0	0.0	0.0	0.0	0.0	0.0	0.0
Religious Freedom	-	-	4.9	4.9	4.9	4.9	4.9	3.3	2.8	2.8	2.8
Freedom of Religion	-	-	0.0	0.0	0.0	0.0	0.0	0.0	0.0	0.0	0.0
Religious Organization Repression	-	-	1.5	1.5	1.6	1.6	1.6	1.6	1.6	1.6	1.7
Harassment and Physical Hostilities	-	-	9.6	9.4	9.5	9.7	9.7	7.5	7.1	7.1	7.1
Legal and Regulatory Restrictions	-	-	8.5	8.7	8.7	8.2	8.2	3.9	2.5	2.5	2.5
Assoc., Assembly, and Civil Soc.	-	-	0.9	0.9	0.9	0.8	1.6	1.6	1.6	1.6	1.7
Civil Society Entry and Exit	-	-	0.9	0.9	0.9	0.5	1.3	1.3	1.3	1.2	1.3
Assembly	-	-	0.0	0.0	0.0	0.0	2.5	2.5	2.5	2.5	2.5
Freedom to Form Political Parties	-	-	0.1	0.1	0.1	0.1	0.1	0.1	0.1	0.1	0.1
Autonomy of Opposition Parties	-	-	-	-	-	-	-	-	-	-	-
Civil Society Repression	-	-	2.5	2.5	2.5	2.6	2.6	2.6	2.6	2.7	3.0
Expression and Information	-	-	5.2	5.2	5.0	5.1	6.7	6.5	6.6	6.1	5.6
Press Killed	-	-	10.0	10.0	10.0	10.0	10.0	10.0	10.0	10.0	9.0
Press Jailed	-	-	9.6	10.0	8.6	9.3	8.7	7.8	8.1	6.7	4.7
Media Freedom	-	-	1.6	1.4	1.4	1.5	1.5	1.2	1.2	0.0	0.0
Access to Cable and Satellite	-	-	6.7	5.0	5.0	5.0	7.5	7.5	7.5	7.5	7.5
Freedom of Access to Frgn. Info.	-	-	3.3	2.5	2.5	2.5	7.5	7.5	7.5	7.5	7.5
State Control over Internet Access	-	-	0.0	2.5	2.5	2.5	5.0	5.0	5.0	5.0	5.0
Identity and Relationships	-	-	0.0	0.0	0.0	0.0	0.0	0.0	0.0	0.0	0.0
Legal Gender	-	-	-	-	-	-	-	-	-	-	-
Same-Sex Relationships	-	-	0.0	0.0	0.0	0.0	0.0	0.0	0.0	0.0	0.0
Divorce	-	-	0.0	0.0	0.0	0.0	0.0	0.0	0.0	0.0	0.0

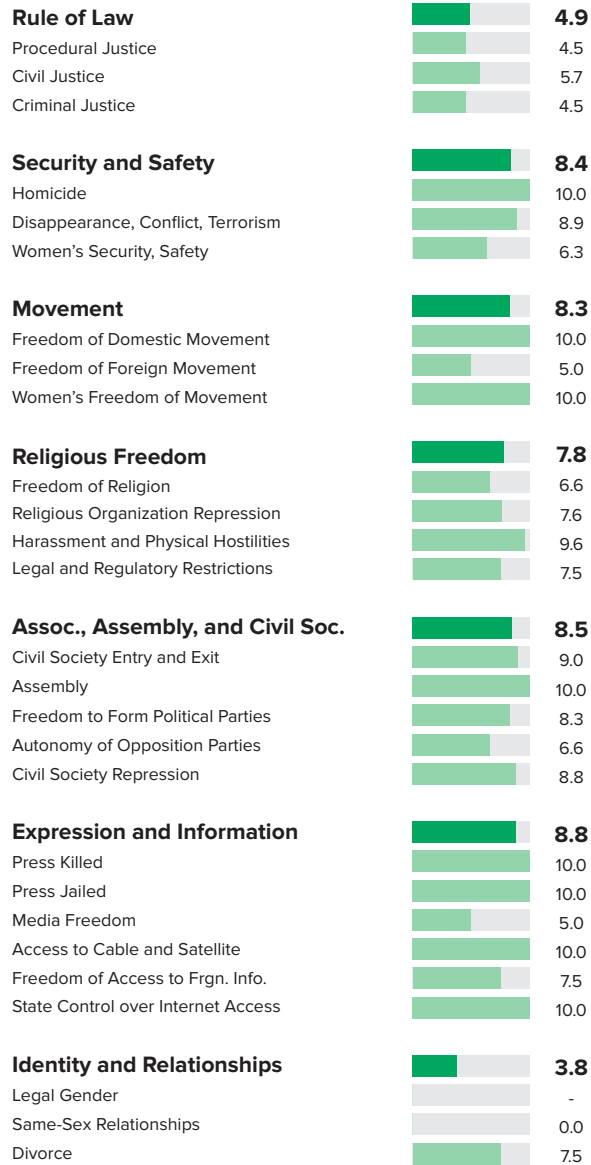
SENEGAL

SUB-SAHARAN AFRICA

Ranking **100** Score **6.66**

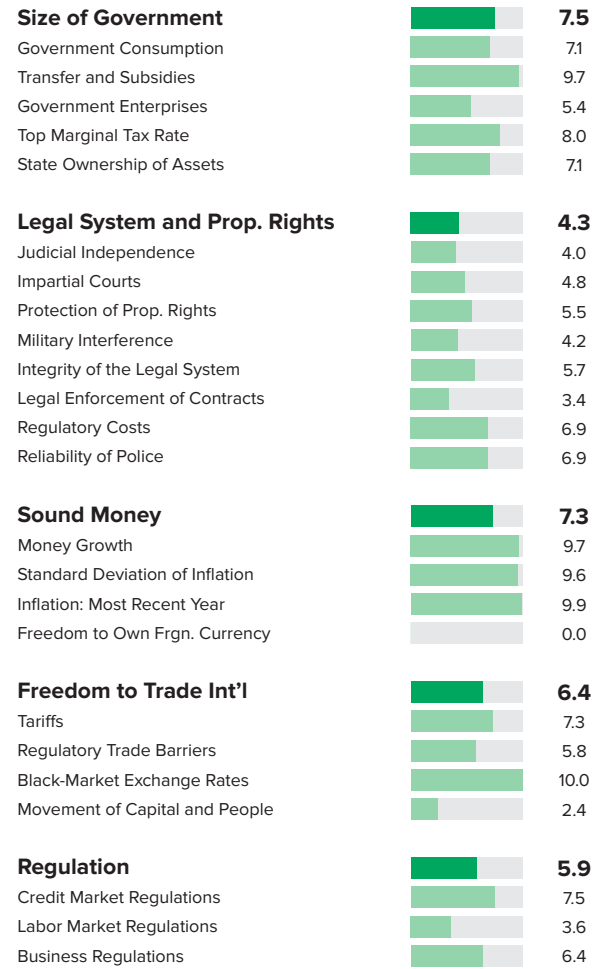
Personal Freedom

81/162 Ranking Score 7.05



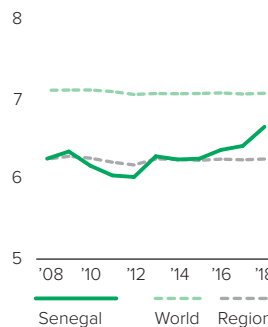
Economic Freedom

119/162 Ranking Score 6.27

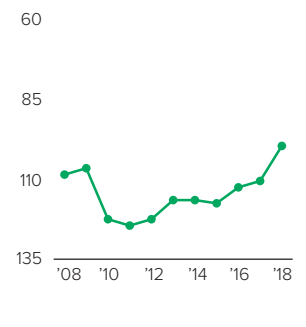


Human Freedom

Score over Time



Ranking over Time



SENEGAL

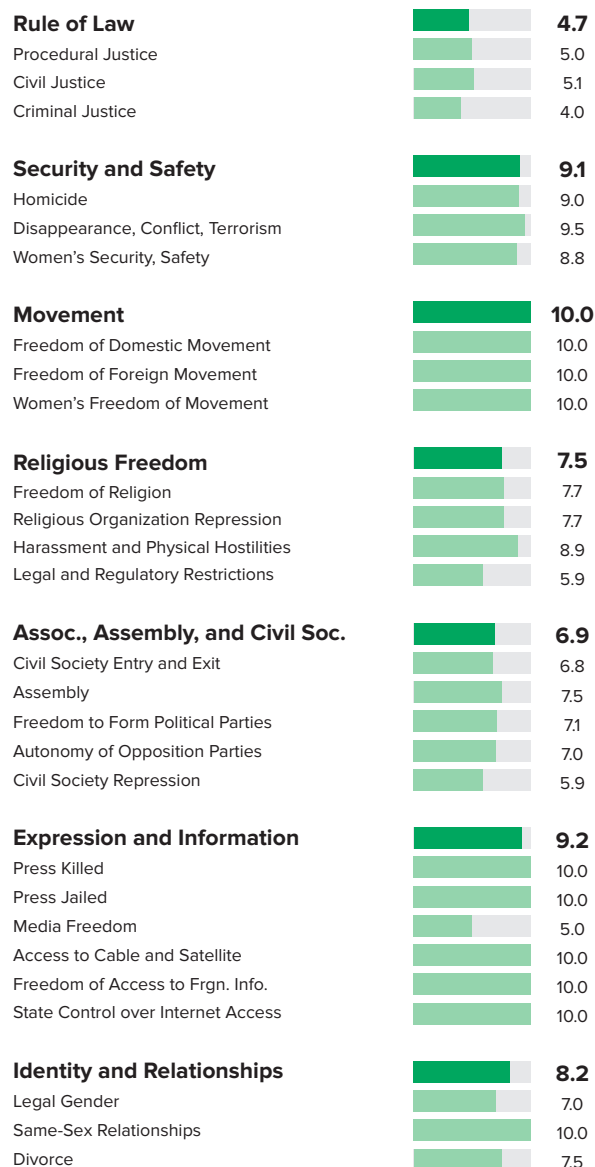
SUB-SAHARAN AFRICA

	2008	2009	2010	2011	2012	2013	2014	2015	2016	2017	2018
Human Freedom Ranking	6.26	6.35	6.17	6.05	6.03	6.29	6.25	6.26	6.37	6.42	6.66
	109	107	123	125	123	117	117	118	113	111	100
Economic Freedom	5.87	5.99	5.74	5.72	5.70	5.97	5.99	5.98	6.09	6.11	6.27
Personal Freedom	6.64	6.70	6.59	6.37	6.35	6.61	6.50	6.54	6.64	6.73	7.05
Rule of Law	5.0	5.0	5.0	5.0	5.0	5.0	4.7	4.9	4.7	4.7	4.9
Procedural Justice	4.7	4.7	4.7	4.7	5.3	4.5	4.6	4.1	4.1	4.5	4.5
Civil Justice	5.8	5.8	5.8	5.8	5.5	5.3	5.7	5.6	5.6	5.6	5.7
Criminal Justice	4.6	4.6	4.6	4.6	4.2	4.4	4.3	4.3	4.3	4.5	4.5
Security and Safety	7.4	7.4	7.1	7.1	7.0	7.4	7.4	7.4	7.4	7.5	8.4
Homicide	6.6	6.6	6.6	6.6	6.6	7.0	7.0	7.0	7.0	7.0	10.0
Disappearance, Conflict, Terrorism	9.4	9.4	8.5	8.8	8.3	9.0	9.0	9.0	9.0	9.0	8.9
Women's Security, Safety	6.1	6.1	6.1	6.1	6.1	6.2	6.2	6.2	6.2	6.4	6.3
Movement	8.3	8.3	8.3	5.0	5.0	6.7	6.7	6.7	8.3	8.3	8.3
Freedom of Domestic Movement	5.0	5.0	5.0	5.0	10.0	10.0	10.0	10.0	10.0	10.0	10.0
Freedom of Foreign Movement	10.0	10.0	10.0	10.0	5.0	5.0	5.0	5.0	10.0	5.0	5.0
Women's Freedom of Movement	10.0	10.0	10.0	0.0	0.0	5.0	5.0	5.0	5.0	10.0	10.0
Religious Freedom	8.1	8.3	8.3	8.3	8.3	8.1	8.1	8.1	7.9	7.8	7.8
Freedom of Religion	6.6	6.6	7.3	7.3	7.4	7.6	7.6	7.6	7.5	6.8	6.6
Religious Organization Repression	7.7	7.7	7.7	7.7	7.7	6.8	6.8	6.8	6.8	7.5	7.6
Harassment and Physical Hostilities	9.4	9.7	9.1	9.4	9.4	9.3	9.4	9.8	9.6	9.6	9.6
Legal and Regulatory Restrictions	8.9	9.2	9.2	8.7	8.8	8.5	8.5	8.3	7.5	7.5	7.5
Assoc., Assembly, and Civil Soc.	8.1	8.1	8.1	8.6	8.7	8.8	8.7	8.7	8.7	8.3	8.5
Civil Society Entry and Exit	9.0	9.0	9.0	9.0	9.1	9.1	9.1	9.1	9.1	8.0	9.0
Assembly	7.5	7.5	7.5	10.0	10.0	10.0	10.0	10.0	10.0	10.0	10.0
Freedom to Form Political Parties	8.4	8.4	8.4	8.4	8.4	8.3	8.3	8.3	8.3	8.3	8.3
Autonomy of Opposition Parties	6.6	6.6	6.6	6.6	6.6	6.9	6.9	6.9	6.9	6.5	6.6
Civil Society Repression	9.1	9.1	9.1	9.1	9.4	9.5	9.2	9.2	9.2	8.8	8.8
Expression and Information	8.4	8.8	8.5	9.0	9.1	9.2	8.8	8.7	8.8	8.8	8.8
Press Killed	10.0	10.0	10.0	10.0	10.0	10.0	10.0	10.0	10.0	10.0	10.0
Press Jailed	9.2	10.0	10.0	10.0	10.0	10.0	10.0	10.0	10.0	10.0	10.0
Media Freedom	4.4	6.2	4.2	4.0	4.4	5.0	5.0	4.8	5.1	5.0	5.0
Access to Cable and Satellite	10.0	10.0	10.0	10.0	10.0	10.0	10.0	10.0	10.0	10.0	10.0
Freedom of Access to Frgn. Info.	6.7	6.7	6.7	10.0	10.0	10.0	7.5	7.5	7.5	7.5	7.5
State Control over Internet Access	10.0	10.0	10.0	10.0	10.0	10.0	10.0	10.0	10.0	10.0	10.0
Identity and Relationships	2.5	2.5	2.5	2.5	2.5	2.5	2.5	2.5	2.5	3.8	3.8
Legal Gender	-	-	-	-	-	-	-	-	-	-	-
Same-Sex Relationships	0.0	0.0	0.0	0.0	0.0	0.0	0.0	0.0	0.0	0.0	0.0
Divorce	5.0	5.0	5.0	5.0	5.0	5.0	5.0	5.0	5.0	7.5	7.5

Personal Freedom

56/162 Ranking

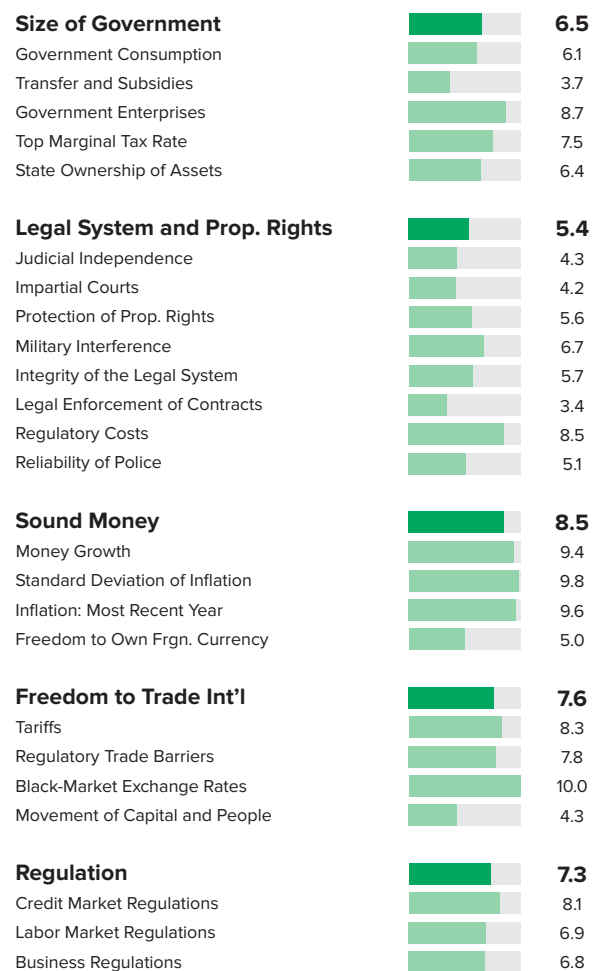
Score 7.62



Economic Freedom

74/162 Ranking

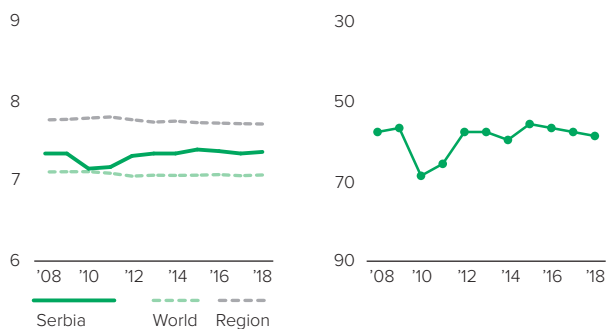
Score 7.05



Human Freedom

Score over Time

Ranking over Time



SERBIA

EASTERN EUROPE

	2008	2009	2010	2011	2012	2013	2014	2015	2016	2017	2018
Human Freedom Ranking	7.35	7.35	7.16	7.18	7.32	7.35	7.35	7.35	7.33	7.32	7.34
Economic Freedom	6.70	6.72	6.70	6.78	6.74	6.77	6.80	6.91	6.97	7.01	7.05
Personal Freedom	8.00	7.98	7.62	7.58	7.89	7.93	7.89	7.79	7.68	7.63	7.62
Rule of Law	4.7	4.7	4.7	4.7	4.6	4.6	4.6	4.6	4.4	4.4	4.7
Procedural Justice	5.0	5.0	5.0	5.0	5.3	5.1	5.6	4.7	4.7	4.8	5.0
Civil Justice	4.7	4.7	4.7	4.7	4.5	4.7	4.6	4.9	4.9	5.0	5.1
Criminal Justice	4.5	4.5	4.5	4.5	4.1	3.8	3.4	3.6	3.6	3.8	4.0
Security and Safety	8.8	8.8	8.8	8.8	8.8	9.2	9.2	9.3	9.2	9.3	9.1
Homicide	9.4	9.3	9.4	9.4	9.5	9.4	9.5	9.5	9.4	9.6	9.0
Disappearance, Conflict, Terrorism	9.5	9.5	9.5	9.5	9.5	9.5	9.5	9.5	9.5	9.5	9.5
Women's Security, Safety	7.5	7.5	7.5	7.5	7.5	8.8	8.8	8.8	8.8	8.8	8.8
Movement	10.0	10.0	6.7	6.7	10.0	10.0	10.0	10.0	10.0	10.0	10.0
Freedom of Domestic Movement	10.0	10.0	5.0	5.0	10.0	10.0	10.0	10.0	10.0	10.0	10.0
Freedom of Foreign Movement	10.0	10.0	5.0	5.0	10.0	10.0	10.0	10.0	10.0	10.0	10.0
Women's Freedom of Movement	10.0	10.0	10.0	10.0	10.0	10.0	10.0	10.0	10.0	10.0	10.0
Religious Freedom	8.3	8.4	7.9	7.9	7.9	8.0	8.0	8.1	7.5	7.7	7.5
Freedom of Religion	7.5	7.5	7.5	7.5	7.5	7.7	7.7	7.7	7.7	8.2	7.7
Religious Organization Repression	7.7	7.7	7.7	7.7	7.7	7.5	7.5	7.5	7.5	7.7	7.7
Harassment and Physical Hostilities	9.1	9.5	9.4	8.8	8.6	9.0	8.9	9.1	8.9	8.9	8.9
Legal and Regulatory Restrictions	8.9	8.8	7.1	7.8	7.8	7.8	7.8	8.0	5.9	5.9	5.9
Assoc., Assembly, and Civil Soc.	8.7	8.7	8.4	8.4	8.4	7.8	7.1	7.1	7.1	7.1	6.9
Civil Society Entry and Exit	7.3	7.3	7.3	7.3	7.3	7.0	6.9	6.8	6.8	7.4	6.8
Assembly	10.0	10.0	10.0	10.0	10.0	10.0	7.5	7.5	7.5	7.5	7.5
Freedom to Form Political Parties	9.2	9.0	8.4	8.4	8.4	7.9	7.4	7.4	7.4	6.7	7.1
Autonomy of Opposition Parties	9.3	9.3	9.4	9.4	9.4	7.8	7.8	7.8	7.8	7.7	7.0
Civil Society Repression	7.8	7.8	6.8	6.8	6.8	6.2	5.9	5.9	5.9	6.1	5.9
Expression and Information	9.3	9.1	9.4	9.0	9.0	9.0	9.3	9.2	9.1	9.2	9.2
Press Killed	10.0	10.0	10.0	10.0	10.0	10.0	10.0	10.0	10.0	10.0	10.0
Press Jailed	10.0	10.0	10.0	10.0	10.0	10.0	10.0	10.0	10.0	10.0	10.0
Media Freedom	5.7	4.3	6.6	6.6	6.5	6.5	6.0	5.4	4.9	5.0	5.0
Access to Cable and Satellite	10.0	10.0	10.0	10.0	10.0	10.0	10.0	10.0	10.0	10.0	10.0
Freedom of Access to Frgn. Info.	10.0	10.0	10.0	7.5	7.5	7.5	10.0	10.0	10.0	10.0	10.0
State Control over Internet Access	10.0	10.0	10.0	10.0	10.0	10.0	10.0	10.0	10.0	10.0	10.0
Identity and Relationships	10.0	10.0	10.0	10.0	10.0	10.0	10.0	9.0	9.0	8.2	8.2
Legal Gender	-	-	-	-	-	-	-	7.0	7.0	7.0	7.0
Same-Sex Relationships	10.0	10.0	10.0	10.0	10.0	10.0	10.0	10.0	10.0	10.0	10.0
Divorce	10.0	10.0	10.0	10.0	10.0	10.0	10.0	10.0	10.0	7.5	7.5

SEYCHELLES

SUB-SAHARAN AFRICA

Ranking

59

Score

7.34

Personal Freedom

75/162 Ranking

Score 7.18

Rule of Law

Procedural Justice	5.5
Civil Justice	-
Criminal Justice	-

Security and Safety

Homicide	5.0
Disappearance, Conflict, Terrorism	10.0
Women's Security, Safety	10.0

Movement

Freedom of Domestic Movement	10.0
Freedom of Foreign Movement	0.0
Women's Freedom of Movement	2.5

Religious Freedom

Freedom of Religion	6.4
Religious Organization Repression	7.1
Harassment and Physical Hostilities	9.9
Legal and Regulatory Restrictions	6.4

Assoc., Assembly, and Civil Soc.

Civil Society Entry and Exit	7.5
Assembly	-
Freedom to Form Political Parties	7.2
Autonomy of Opposition Parties	8.8
Civil Society Repression	6.0

Expression and Information

Press Killed	10.0
Press Jailed	10.0
Media Freedom	5.0
Access to Cable and Satellite	-
Freedom of Access to Frgn. Info.	-
State Control over Internet Access	-

Identity and Relationships

Legal Gender	-
Same-Sex Relationships	10.0
Divorce	10.0

Economic Freedom

52/162 Ranking

Score 7.49

Size of Government

Government Consumption	1.7
Transfer and Subsidies	8.5
Government Enterprises	9.9
Top Marginal Tax Rate	10.0
State Ownership of Assets	3.4

Legal System and Prop. Rights

Judicial Independence	5.3
Impartial Courts	5.5
Protection of Prop. Rights	5.5
Military Interference	-
Integrity of the Legal System	7.0
Legal Enforcement of Contracts	4.1
Regulatory Costs	7.1
Reliability of Police	4.9

Sound Money

Money Growth	9.2
Standard Deviation of Inflation	8.6
Inflation: Most Recent Year	9.3
Freedom to Own Frgn. Currency	10.0

Freedom to Trade Int'l

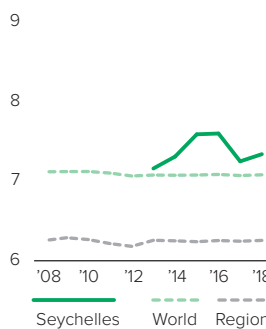
Tariffs	8.0
Regulatory Trade Barriers	5.6
Black-Market Exchange Rates	10.0
Movement of Capital and People	9.5

Regulation

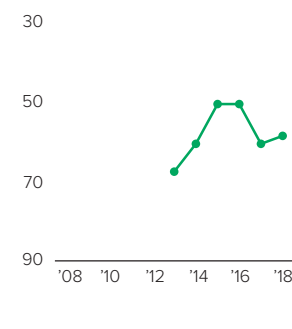
Credit Market Regulations	7.9
Labor Market Regulations	7.6
Business Regulations	7.6

Human Freedom

Score over Time



Ranking over Time



SEYCHELLES

SUB-SAHARAN AFRICA

	2008	2009	2010	2011	2012	2013	2014	2015	2016	2017	2018
Human Freedom Ranking	-	-	-	-	-	7.16	7.31	7.59	7.60	7.25	7.34
	-	-	-	-	-	68	61	51	51	61	59
Economic Freedom	-	-	-	-	-	7.29	7.48	7.43	7.44	7.37	7.49
Personal Freedom	-	-	-	-	-	7.03	7.14	7.74	7.75	7.12	7.18
Rule of Law	-	-	-	-	-	5.3	5.3	5.6	5.4	5.3	5.5
Procedural Justice	-	-	-	-	-	-	-	-	-	-	-
Civil Justice	-	-	-	-	-	-	-	-	-	-	-
Criminal Justice	-	-	-	-	-	-	-	-	-	-	-
Security and Safety	-	-	-	-	-	7.4	7.7	9.0	8.3	8.3	8.3
Homicide	-	-	-	-	-	2.2	3.1	7.0	4.9	4.9	5.0
Disappearance, Conflict, Terrorism	-	-	-	-	-	10.0	10.0	10.0	10.0	10.0	10.0
Women's Security, Safety	-	-	-	-	-	10.0	10.0	10.0	10.0	10.0	10.0
Movement	-	-	-	-	-	10.0	10.0	7.5	10.0	4.2	4.2
Freedom of Domestic Movement	-	-	-	-	-	10.0	10.0	10.0	10.0	10.0	10.0
Freedom of Foreign Movement	-	-	-	-	-	10.0	10.0	5.0	10.0	0.0	0.0
Women's Freedom of Movement	-	-	-	-	-	-	-	-	-	2.5	2.5
Religious Freedom	-	-	-	-	-	8.1	8.1	7.7	7.4	7.4	7.4
Freedom of Religion	-	-	-	-	-	6.7	6.7	6.7	6.7	6.4	6.4
Religious Organization Repression	-	-	-	-	-	6.8	6.8	6.8	6.8	6.9	7.1
Harassment and Physical Hostilities	-	-	-	-	-	9.9	9.8	10.0	9.9	9.9	9.9
Legal and Regulatory Restrictions	-	-	-	-	-	9.0	9.0	7.4	6.4	6.4	6.4
Assoc., Assembly, and Civil Soc.	-	-	-	-	-	7.2	7.3	7.3	7.3	7.2	7.4
Civil Society Entry and Exit	-	-	-	-	-	7.5	7.5	7.5	7.5	7.5	7.5
Assembly	-	-	-	-	-	-	-	-	-	-	-
Freedom to Form Political Parties	-	-	-	-	-	7.1	7.1	7.1	7.1	7.2	7.2
Autonomy of Opposition Parties	-	-	-	-	-	8.1	8.1	8.1	8.1	8.0	8.8
Civil Society Repression	-	-	-	-	-	5.9	6.6	6.6	6.6	6.2	6.0
Expression and Information	-	-	-	-	-	8.3	8.4	8.4	8.4	8.3	8.3
Press Killed	-	-	-	-	-	10.0	10.0	10.0	10.0	10.0	10.0
Press Jailed	-	-	-	-	-	10.0	10.0	10.0	10.0	10.0	10.0
Media Freedom	-	-	-	-	-	5.0	5.2	5.3	5.3	5.0	5.0
Access to Cable and Satellite	-	-	-	-	-	-	-	-	-	-	-
Freedom of Access to Frgn. Info.	-	-	-	-	-	-	-	-	-	-	-
State Control over Internet Access	-	-	-	-	-	-	-	-	-	-	-
Identity and Relationships	-	-	-	-	-	5.0	5.0	10.0	10.0	10.0	10.0
Legal Gender	-	-	-	-	-	-	-	-	-	-	-
Same-Sex Relationships	-	-	-	-	-	5.0	5.0	10.0	10.0	10.0	10.0
Divorce	-	-	-	-	-	-	-	-	-	10.0	10.0

SIERRA LEONE

SUB-SAHARAN AFRICA

Ranking

122

Score

6.21

Personal Freedom

100/162 Ranking

Score 6.55

Rule of Law		3.9
Procedural Justice		3.9
Civil Justice		4.4
Criminal Justice		3.5

Security and Safety		7.3
Homicide		9.3
Disappearance, Conflict, Terrorism		9.5
Women's Security, Safety		3.2

Movement		8.3
Freedom of Domestic Movement		5.0
Freedom of Foreign Movement		10.0
Women's Freedom of Movement		10.0

Religious Freedom		8.7
Freedom of Religion		9.2
Religious Organization Repression		8.8
Harassment and Physical Hostilities		8.8
Legal and Regulatory Restrictions		8.1

Assoc., Assembly, and Civil Soc.		8.1
Civil Society Entry and Exit		9.2
Assembly		-
Freedom to Form Political Parties		8.1
Autonomy of Opposition Parties		5.9
Civil Society Repression		9.2

Expression and Information		8.3
Press Killed		10.0
Press Jailed		10.0
Media Freedom		5.0
Access to Cable and Satellite		-
Freedom of Access to Frgn. Info.		-
State Control over Internet Access		-

Identity and Relationships		3.8
Legal Gender		-
Same-Sex Relationships		5.0
Divorce		2.5

Economic Freedom

137/162 Ranking

Score 5.87

Size of Government		7.8
Government Consumption		9.3
Transfer and Subsidies		10.0
Government Enterprises		4.0
Top Marginal Tax Rate		8.0
State Ownership of Assets		7.6

Legal System and Prop. Rights		4.0
Judicial Independence		3.7
Impartial Courts		3.7
Protection of Prop. Rights		4.9
Military Interference		4.2
Integrity of the Legal System		5.9
Legal Enforcement of Contracts		4.2
Regulatory Costs		5.5
Reliability of Police		4.1

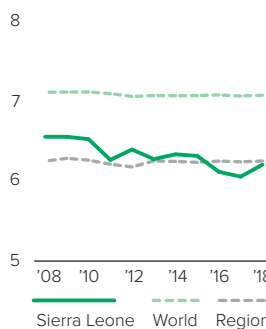
Sound Money		6.8
Money Growth		8.5
Standard Deviation of Inflation		7.0
Inflation: Most Recent Year		6.8
Freedom to Own Frgn. Currency		5.0

Freedom to Trade Int'l		5.7
Tariffs		7.5
Regulatory Trade Barriers		4.3
Black-Market Exchange Rates		10.0
Movement of Capital and People		1.1

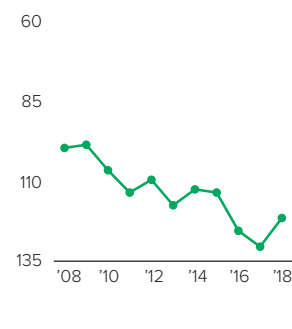
Regulation		5.0
Credit Market Regulations		3.7
Labor Market Regulations		5.2
Business Regulations		6.3

Human Freedom

Score over Time



Ranking over Time



SIERRA LEONE

SUB-SAHARAN AFRICA

	2008	2009	2010	2011	2012	2013	2014	2015	2016	2017	2018
Human Freedom Ranking	6.56	6.56	6.53	6.27	6.4	6.28	6.34	6.32	6.12	6.06	6.21
	100	99	107	114	110	118	113	114	126	131	122
Economic Freedom	6.41	6.47	6.37	6.08	6.24	6.00	5.93	5.67	5.68	5.61	5.87
Personal Freedom	6.71	6.64	6.68	6.45	6.56	6.55	6.75	6.96	6.56	6.51	6.55
Rule of Law	4.8	4.8	4.8	4.8	4.1	4.1	4.0	4.1	3.9	3.9	3.9
Procedural Justice	5.3	5.3	5.3	5.3	4.5	4.4	4.7	3.8	3.8	4.2	3.9
Civil Justice	5.4	5.4	5.4	5.4	4.7	4.3	4.0	4.1	4.1	4.1	4.4
Criminal Justice	3.6	3.6	3.6	3.6	3.2	3.3	3.6	3.8	3.8	3.6	3.5
Security and Safety	6.5	6.4	6.4	7.1	7.2	7.3	7.0	7.3	7.3	7.3	7.3
Homicide	8.8	9.0	9.0	8.9	9.3	9.3	9.3	9.3	9.3	9.3	9.3
Disappearance, Conflict, Terrorism	10.0	9.5	9.5	9.5	9.5	9.5	8.5	9.5	9.5	9.5	9.5
Women's Security, Safety	0.8	0.8	0.8	2.8	2.8	3.1	3.1	3.1	3.1	3.0	3.2
Movement	5.0	5.0	5.0	3.3	5.0	5.0	6.7	8.3	5.0	8.3	8.3
Freedom of Domestic Movement	5.0	5.0	5.0	5.0	5.0	5.0	5.0	10.0	0.0	5.0	5.0
Freedom of Foreign Movement	0.0	0.0	0.0	0.0	5.0	5.0	10.0	10.0	10.0	10.0	10.0
Women's Freedom of Movement	10.0	10.0	10.0	5.0	5.0	5.0	5.0	5.0	5.0	10.0	10.0
Religious Freedom	9.6	9.6	9.5	9.5	9.5	9.4	9.4	9.0	8.7	8.7	8.7
Freedom of Religion	9.5	9.5	9.5	9.5	9.5	9.2	9.2	9.2	9.2	9.1	9.2
Religious Organization Repression	8.9	8.9	8.7	8.7	8.7	8.8	8.8	8.8	8.8	8.9	8.8
Harassment and Physical Hostilities	10.0	9.9	9.9	9.8	9.8	9.8	9.8	9.6	8.8	8.8	8.8
Legal and Regulatory Restrictions	10.0	10.0	10.0	10.0	10.0	9.6	10.0	8.5	8.1	8.1	8.1
Assoc., Assembly, and Civil Soc.	8.5	8.5	8.5	7.8	7.7	7.5	8.1	8.1	8.1	8.0	8.1
Civil Society Entry and Exit	9.9	9.9	9.9	9.9	9.8	9.2	9.2	9.2	9.2	9.2	9.2
Assembly	-	-	-	5.0	5.0	5.0	-	-	-	-	-
Freedom to Form Political Parties	8.1	8.1	8.1	8.1	8.1	8.2	8.2	8.2	8.2	7.6	8.1
Autonomy of Opposition Parties	6.3	6.3	6.3	6.3	5.7	5.8	5.8	5.8	5.8	5.9	5.9
Civil Society Repression	9.8	9.8	9.7	9.7	9.8	9.2	9.2	9.2	9.2	9.2	9.2
Expression and Information	8.2	7.7	8.3	6.7	7.5	7.5	8.4	8.2	8.2	8.3	8.3
Press Killed	10.0	10.0	10.0	5.0	10.0	10.0	10.0	10.0	10.0	10.0	10.0
Press Jailed	10.0	10.0	10.0	10.0	10.0	10.0	10.0	10.0	10.0	10.0	10.0
Media Freedom	4.5	3.1	4.8	5.3	5.3	5.3	5.1	4.7	4.5	5.0	5.0
Access to Cable and Satellite	-	-	-	7.5	7.5	7.5	-	-	-	-	-
Freedom of Access to Frgn. Info.	-	-	-	5.0	5.0	5.0	-	-	-	-	-
State Control over Internet Access	-	-	-	7.5	7.5	7.5	-	-	-	-	-
Identity and Relationships	7.5	7.5	7.5	7.5	7.5	7.5	7.5	7.5	7.5	3.8	3.8
Legal Gender	-	-	-	-	-	-	-	-	-	-	-
Same-Sex Relationships	5.0	5.0	5.0	5.0	5.0	5.0	5.0	5.0	5.0	5.0	5.0
Divorce	10.0	10.0	10.0	10.0	10.0	10.0	10.0	10.0	10.0	2.5	2.5

SINGAPORE

SOUTH ASIA

Ranking

28

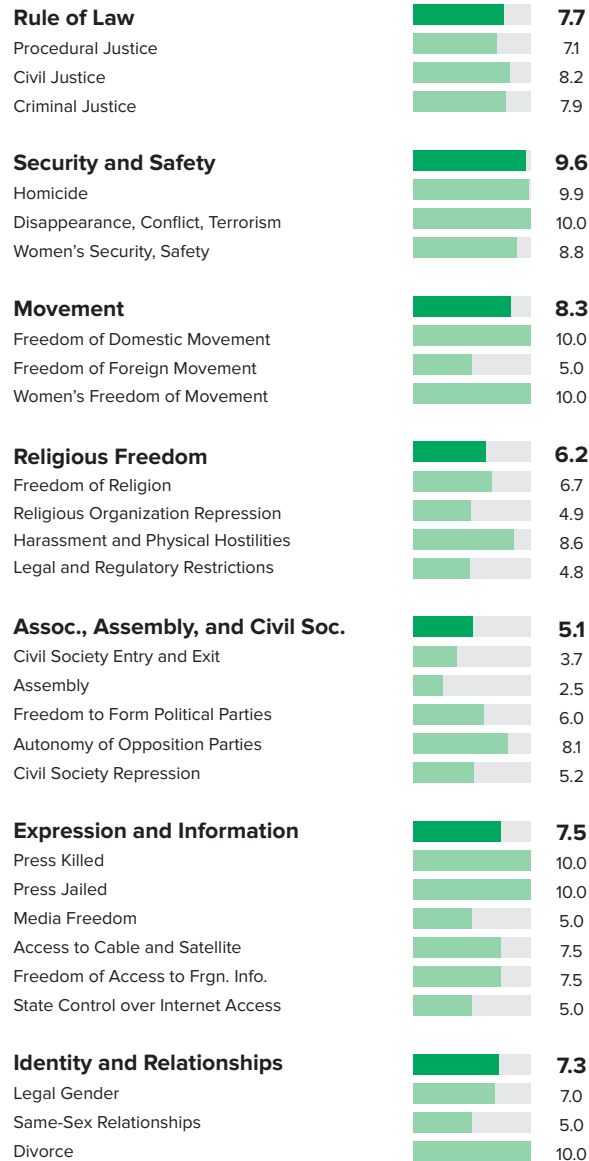
Score

8.21

Personal Freedom

53/162 Ranking

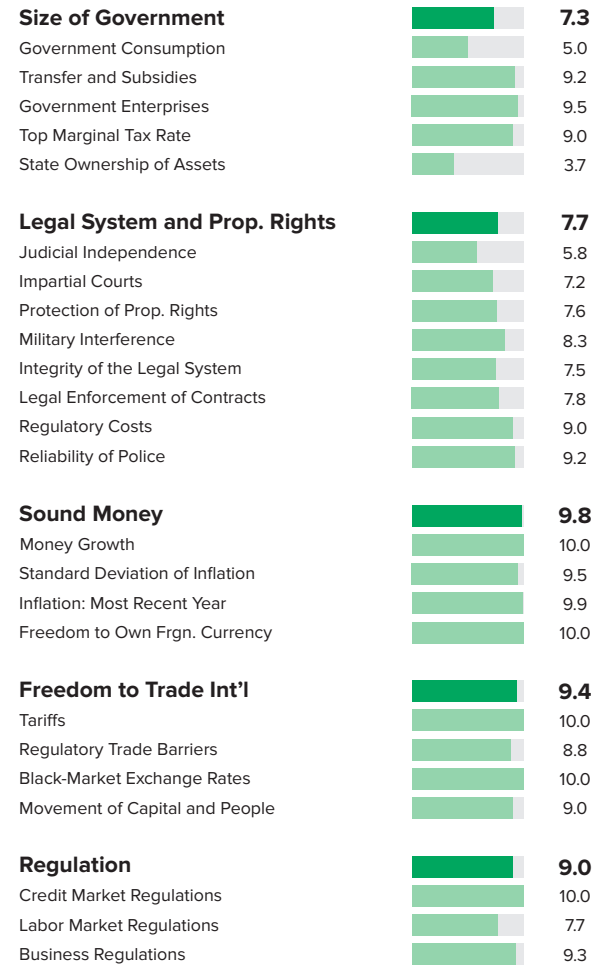
Score 7.77



Economic Freedom

2/162 Ranking

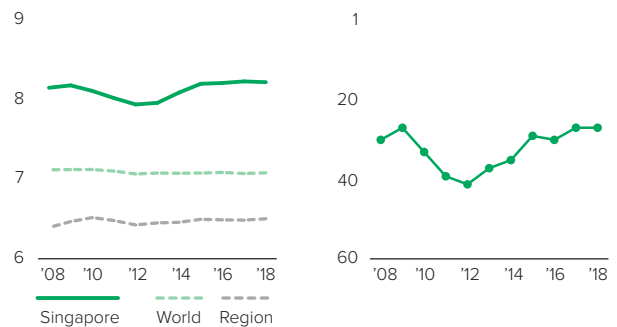
Score 8.65



Human Freedom

Score over Time

Ranking over Time



SINGAPORE

SOUTH ASIA

	2008	2009	2010	2011	2012	2013	2014	2015	2016	2017	2018
Human Freedom Ranking	8.15	8.18	8.11	8.02	7.94	7.96	8.09	8.19	8.20	8.23	8.21
	31	28	34	40	42	38	36	30	31	28	28
Economic Freedom	8.64	8.60	8.55	8.54	8.44	8.46	8.64	8.64	8.65	8.70	8.65
Personal Freedom	7.65	7.76	7.66	7.49	7.44	7.46	7.54	7.73	7.75	7.75	7.77
Rule of Law	8.3	8.3	8.3	8.3	8.1	8.1	8.0	8.0	7.7	7.7	7.7
Procedural Justice	8.3	8.3	8.3	8.3	8.1	7.4	7.4	6.9	6.9	7.2	7.1
Civil Justice	7.9	7.9	7.9	7.9	7.7	8.4	8.5	8.1	8.1	8.3	8.2
Criminal Justice	8.7	8.7	8.7	8.7	8.5	8.2	8.3	8.0	8.0	7.8	7.9
Security and Safety	9.9	9.9	10.0	9.1	9.1	9.1	9.1	9.1	9.1	9.6	9.6
Homicide	9.8	9.8	9.9	9.9	9.9	9.9	9.9	9.9	9.9	9.9	9.9
Disappearance, Conflict, Terrorism	10.0	10.0	10.0	10.0	10.0	10.0	10.0	10.0	10.0	10.0	10.0
Women's Security, Safety	10.0	10.0	10.0	7.5	7.5	7.5	7.5	7.5	7.5	8.8	8.8
Movement	6.7	6.7	6.7	6.7	6.7	6.7	6.7	8.3	10.0	8.3	8.3
Freedom of Domestic Movement	5.0	5.0	5.0	5.0	5.0	5.0	5.0	10.0	10.0	10.0	10.0
Freedom of Foreign Movement	5.0	5.0	5.0	5.0	5.0	5.0	5.0	5.0	10.0	5.0	5.0
Women's Freedom of Movement	10.0	10.0	10.0	10.0	10.0	10.0	10.0	10.0	10.0	10.0	10.0
Religious Freedom	5.8	5.8	5.5	5.6	5.6	5.9	5.9	6.3	6.4	6.1	6.2
Freedom of Religion	6.7	6.3	6.7	6.7	6.7	6.7	6.7	6.7	6.7	6.7	6.7
Religious Organization Repression	5.5	5.5	5.4	5.4	5.4	5.4	5.4	5.4	5.4	4.5	4.9
Harassment and Physical Hostilities	7.8	7.8	7.1	7.2	7.3	7.5	7.4	8.9	8.6	8.6	8.6
Legal and Regulatory Restrictions	3.2	3.6	3.1	3.1	3.1	3.9	4.2	4.2	4.8	4.8	4.8
Assoc., Assembly, and Civil Soc.	5.2	5.2	5.2	4.8	4.8	4.8	5.3	5.2	5.2	5.1	5.1
Civil Society Entry and Exit	3.6	3.6	3.6	3.6	3.6	3.6	3.6	3.6	3.6	3.6	3.7
Assembly	2.5	2.5	2.5	0.0	0.0	0.0	2.5	2.5	2.5	2.5	2.5
Freedom to Form Political Parties	6.5	6.5	6.5	6.5	6.5	6.5	6.5	6.5	6.5	6.4	6.0
Autonomy of Opposition Parties	8.1	8.1	8.1	8.1	8.1	8.1	8.1	8.1	8.1	7.7	8.1
Civil Society Repression	5.3	5.3	5.4	5.6	5.6	5.6	5.6	5.4	5.4	5.1	5.2
Expression and Information	5.7	6.8	6.1	6.8	6.8	6.8	7.2	7.2	6.6	7.5	7.5
Press Killed	10.0	10.0	10.0	10.0	10.0	10.0	10.0	10.0	10.0	10.0	10.0
Press Jailed	7.9	10.0	10.0	10.0	10.0	10.0	10.0	10.0	6.4	10.0	10.0
Media Freedom	3.1	7.7	3.1	3.3	3.3	3.3	3.3	3.3	3.3	5.0	5.0
Access to Cable and Satellite	6.7	6.7	6.7	5.0	5.0	5.0	7.5	7.5	7.5	7.5	7.5
Freedom of Access to Frgn. Info.	3.3	3.3	3.3	7.5	7.5	7.5	7.5	7.5	7.5	7.5	7.5
State Control over Internet Access	3.3	3.3	3.3	5.0	5.0	5.0	5.0	5.0	5.0	5.0	5.0
Identity and Relationships	7.5	7.5	7.5	7.5	7.5	7.5	7.5	7.3	7.3	7.3	7.3
Legal Gender	-	-	-	-	-	-	-	7.0	7.0	7.0	7.0
Same-Sex Relationships	5.0	5.0	5.0	5.0	5.0	5.0	5.0	5.0	5.0	5.0	5.0
Divorce	10.0	10.0	10.0	10.0	10.0	10.0	10.0	10.0	10.0	10.0	10.0

SLOVAK REPUBLIC

EASTERN EUROPE

Ranking

36

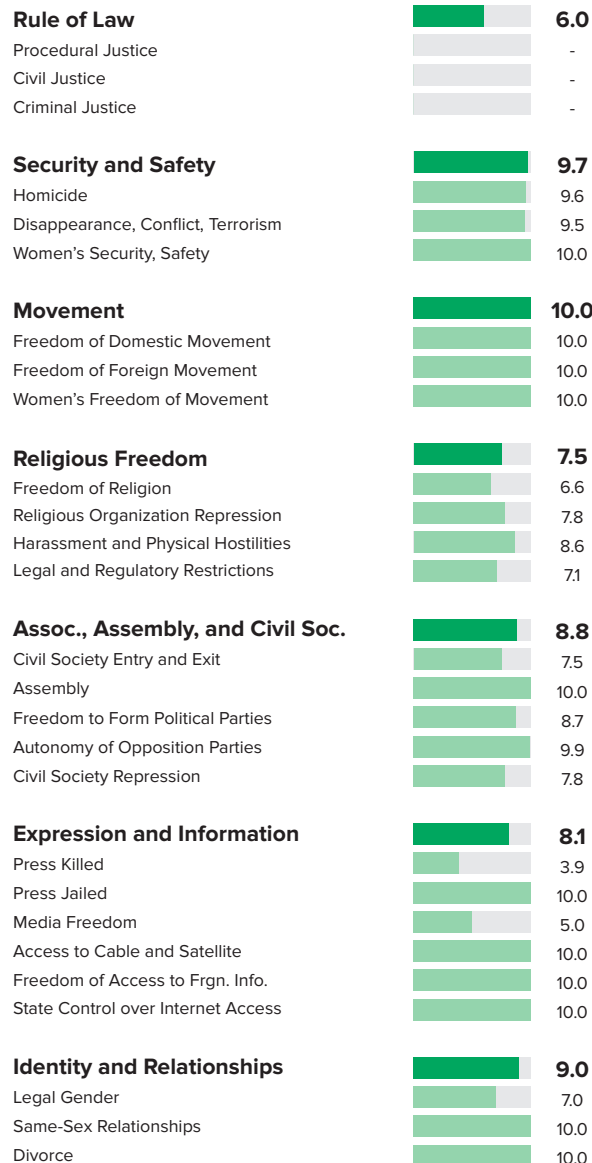
Score

7.95

Personal Freedom

38/162 Ranking

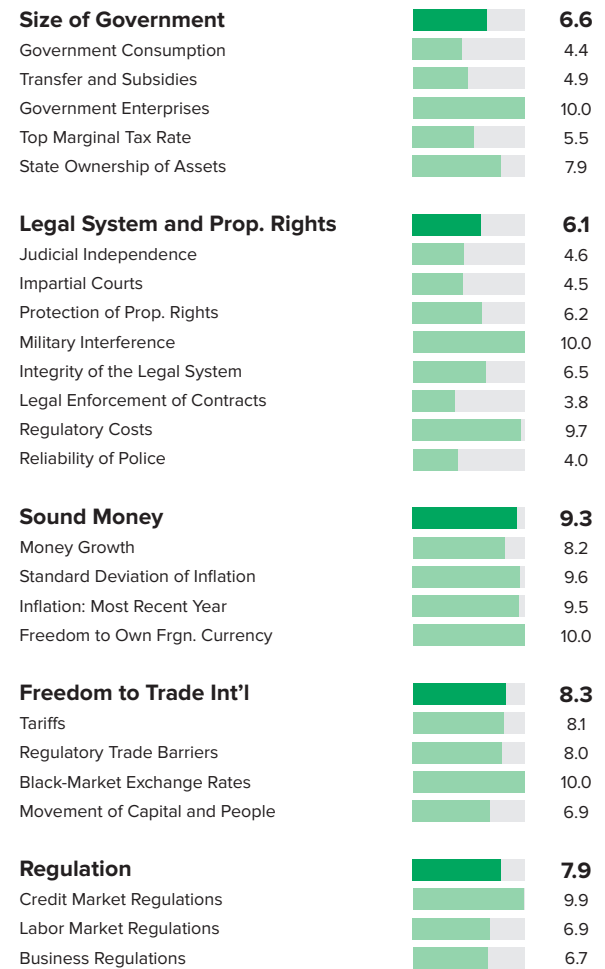
Score 8.26



Economic Freedom

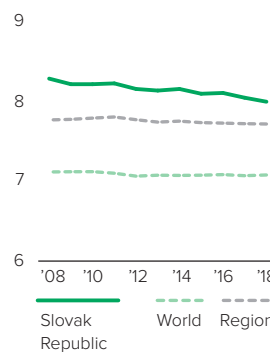
38/162 Ranking

Score 7.63

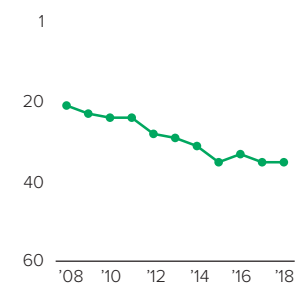


Human Freedom

Score over Time



Ranking over Time



SLOVAK REPUBLIC

EASTERN EUROPE

	2008	2009	2010	2011	2012	2013	2014	2015	2016	2017	2018
Human Freedom Ranking	8.29	8.22	8.22	8.23	8.16	8.14	8.16	8.05	8.06	8.00	7.95
	22	24	25	25	29	30	32	36	34	36	36
Economic Freedom	7.76	7.66	7.69	7.70	7.63	7.64	7.69	7.53	7.62	7.60	7.63
Personal Freedom	8.82	8.77	8.75	8.75	8.68	8.64	8.63	8.56	8.49	8.39	8.26
Rule of Law	6.3	6.2	6.3	6.3	5.9	5.9	5.9	6.0	6.2	6.1	6.0
Procedural Justice	-	-	-	-	-	-	-	-	-	-	-
Civil Justice	-	-	-	-	-	-	-	-	-	-	-
Criminal Justice	-	-	-	-	-	-	-	-	-	-	-
Security and Safety	9.8	9.8	9.6	9.6	9.7	9.7	9.7	9.7	9.7	9.6	9.7
Homicide	9.4	9.4	9.4	9.3	9.5	9.5	9.5	9.7	9.6	9.4	9.6
Disappearance, Conflict, Terrorism	10.0	10.0	9.5	9.5	9.5	9.5	9.5	9.5	9.5	9.5	9.5
Women's Security, Safety	10.0	10.0	10.0	10.0	10.0	10.0	10.0	10.0	10.0	10.0	10.0
Movement	10.0	10.0	10.0	10.0	10.0	10.0	10.0	10.0	10.0	10.0	10.0
Freedom of Domestic Movement	10.0	10.0	10.0	10.0	10.0	10.0	10.0	10.0	10.0	10.0	10.0
Freedom of Foreign Movement	10.0	10.0	10.0	10.0	10.0	10.0	10.0	10.0	10.0	10.0	10.0
Women's Freedom of Movement	10.0	10.0	10.0	10.0	10.0	10.0	10.0	10.0	10.0	10.0	10.0
Religious Freedom	9.2	8.9	9.0	8.7	9.0	8.9	8.9	8.7	7.6	7.2	7.5
Freedom of Religion	8.4	8.4	9.0	8.9	8.9	8.4	8.4	8.4	7.5	6.0	6.6
Religious Organization Repression	9.1	9.1	9.3	9.3	9.3	9.4	9.4	9.4	7.3	7.3	7.8
Harassment and Physical Hostilities	10.0	9.7	9.6	8.6	9.0	9.2	9.5	8.9	8.6	8.6	8.6
Legal and Regulatory Restrictions	9.4	8.3	8.2	7.9	8.7	8.7	8.3	8.0	7.1	7.1	7.1
Assoc., Assembly, and Civil Soc.	9.1	9.1	9.1	9.3	9.1	9.0	9.0	9.0	9.0	8.7	8.8
Civil Society Entry and Exit	7.9	7.9	7.9	7.9	7.9	7.3	7.3	7.3	7.3	7.4	7.5
Assembly	10.0	10.0	10.0	10.0	10.0	10.0	10.0	10.0	10.0	10.0	10.0
Freedom to Form Political Parties	8.8	8.8	8.8	8.8	8.8	8.7	8.7	8.7	8.7	8.6	8.7
Autonomy of Opposition Parties	10.0	10.0	10.0	10.0	10.0	10.0	10.0	10.0	10.0	9.9	9.9
Civil Society Repression	8.8	8.8	8.8	10.0	8.8	8.7	8.7	8.7	8.7	7.8	7.8
Expression and Information	9.6	9.6	9.6	9.7	9.6	9.6	9.6	9.6	9.6	9.6	8.1
Press Killed	10.0	10.0	10.0	10.0	10.0	10.0	10.0	10.0	10.0	10.0	3.9
Press Jailed	10.0	10.0	10.0	10.0	10.0	10.0	10.0	10.0	10.0	10.0	10.0
Media Freedom	7.7	7.4	7.9	8.0	7.9	7.7	7.7	7.7	7.5	7.5	5.0
Access to Cable and Satellite	10.0	10.0	10.0	10.0	10.0	10.0	10.0	10.0	10.0	10.0	10.0
Freedom of Access to Frgn. Info.	10.0	10.0	10.0	10.0	10.0	10.0	10.0	10.0	10.0	10.0	10.0
State Control over Internet Access	10.0	10.0	10.0	10.0	10.0	10.0	10.0	10.0	10.0	10.0	10.0
Identity and Relationships	10.0	10.0	10.0	10.0	10.0	10.0	10.0	9.0	9.0	9.0	9.0
Legal Gender	-	-	-	-	-	-	-	7.0	7.0	7.0	7.0
Same-Sex Relationships	10.0	10.0	10.0	10.0	10.0	10.0	10.0	10.0	10.0	10.0	10.0
Divorce	10.0	10.0	10.0	10.0	10.0	10.0	10.0	10.0	10.0	10.0	10.0

SLOVENIA

EASTERN EUROPE

Ranking

33


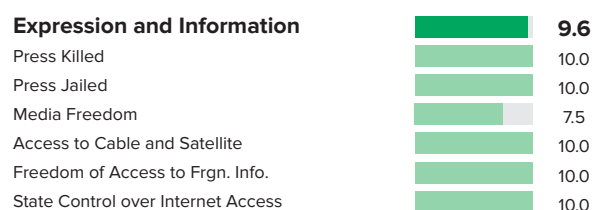
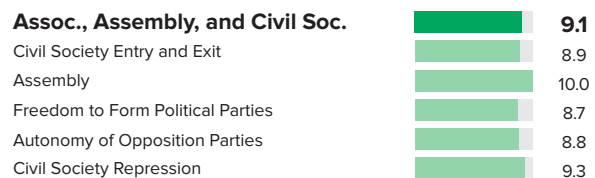
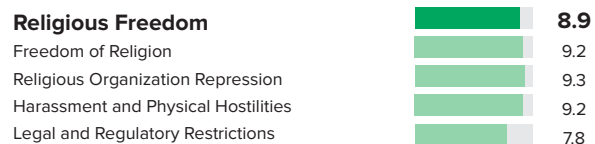
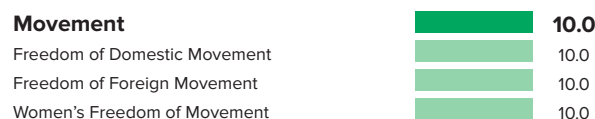
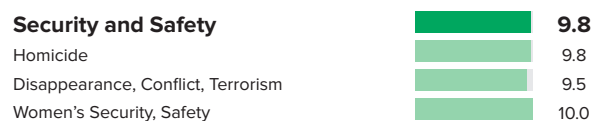
Score

8.05

Personal Freedom

23/162 Ranking

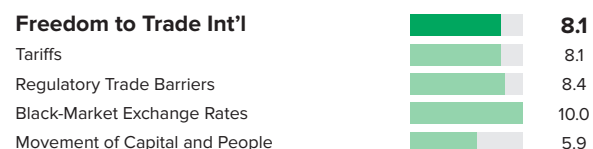
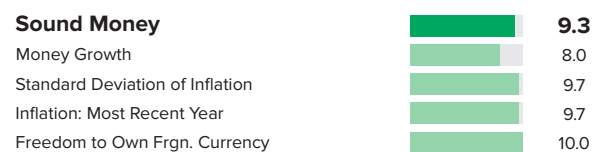
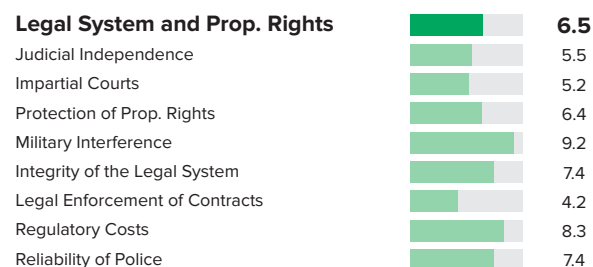
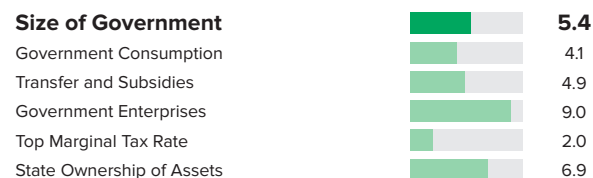
Score **8.77**



Economic Freedom

62/162 Ranking

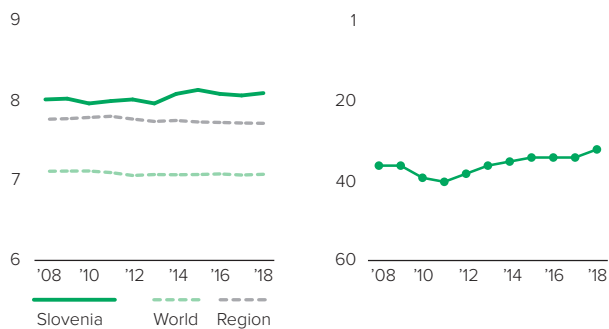
Score **7.33**



Human Freedom

Score over Time

Ranking over Time



SLOVENIA

EASTERN EUROPE

	2008	2009	2010	2011	2012	2013	2014	2015	2016	2017	2018
Human Freedom Ranking	8.02	8.03	7.97	8.00	8.02	7.97	8.09	8.09	8.04	8.02	8.05
	37	37	40	41	39	37	36	35	35	35	33
Economic Freedom	7.25	7.22	7.10	7.16	7.17	7.09	7.31	7.33	7.31	7.30	7.33
Personal Freedom	8.78	8.84	8.83	8.83	8.87	8.85	8.86	8.84	8.76	8.73	8.77
Rule of Law	6.7	6.7	6.7	6.7	6.8	6.8	6.9	7.0	6.5	6.5	6.7
Procedural Justice	8.2	8.2	8.2	8.2	8.4	8.0	8.0	7.7	7.7	7.6	7.9
Civil Justice	6.0	6.0	6.0	6.0	6.1	6.4	6.4	5.9	5.9	6.3	6.6
Criminal Justice	5.9	5.9	5.9	5.9	5.8	6.3	6.6	5.8	5.8	5.5	5.6
Security and Safety	9.8	9.7	9.7	9.7	9.7	9.8	9.7	9.7	9.8	9.7	9.8
Homicide	9.8	9.7	9.7	9.7	9.7	9.8	9.7	9.6	9.8	9.6	9.8
Disappearance, Conflict, Terrorism	9.5	9.5	9.5	9.5	9.5	9.5	9.5	9.5	9.5	9.5	9.5
Women's Security, Safety	10.0	10.0	10.0	10.0	10.0	10.0	10.0	10.0	10.0	10.0	10.0
Movement	10.0	10.0	10.0	10.0	10.0	10.0	10.0	10.0	10.0	10.0	10.0
Freedom of Domestic Movement	10.0	10.0	10.0	10.0	10.0	10.0	10.0	10.0	10.0	10.0	10.0
Freedom of Foreign Movement	10.0	10.0	10.0	10.0	10.0	10.0	10.0	10.0	10.0	10.0	10.0
Women's Freedom of Movement	10.0	10.0	10.0	10.0	10.0	10.0	10.0	10.0	10.0	10.0	10.0
Religious Freedom	7.9	8.2	8.2	8.3	8.4	8.0	7.9	8.4	8.9	8.9	8.9
Freedom of Religion	7.4	8.7	8.7	8.7	8.7	7.0	7.0	7.0	9.3	9.3	9.2
Religious Organization Repression	9.3	9.3	9.3	9.3	9.3	9.3	9.3	9.3	9.2	9.1	9.3
Harassment and Physical Hostilities	8.3	8.7	8.4	8.5	8.7	8.7	8.9	9.8	9.2	9.2	9.2
Legal and Regulatory Restrictions	6.6	6.1	6.3	6.6	6.9	7.0	6.5	7.5	7.8	7.8	7.8
Assoc., Assembly, and Civil Soc.	9.1	9.5	9.5	9.4	9.4	9.6	9.5	9.6	9.6	9.5	9.1
Civil Society Entry and Exit	8.8	8.4	8.6	8.6	9.4	9.1	8.4	9.0	9.0	9.0	8.9
Assembly	10.0	10.0	10.0	10.0	10.0	10.0	10.0	10.0	10.0	10.0	10.0
Freedom to Form Political Parties	8.9	8.9	8.9	8.9	8.9	8.9	8.9	8.9	8.8	8.8	8.7
Autonomy of Opposition Parties	10.0	10.0	10.0	10.0	10.0	10.0	10.0	10.0	10.0	10.0	8.8
Civil Society Repression	8.0	10.0	10.0	9.5	8.9	10.0	10.0	10.0	10.0	9.5	9.3
Expression and Information	9.6	9.6	9.6	9.6	9.6	9.6	9.6	9.7	9.7	9.6	9.6
Press Killed	10.0	10.0	10.0	10.0	10.0	10.0	10.0	10.0	10.0	10.0	10.0
Press Jailed	10.0	10.0	10.0	10.0	10.0	10.0	10.0	10.0	10.0	10.0	10.0
Media Freedom	7.6	7.5	7.4	7.4	7.6	7.6	7.6	8.0	8.0	7.5	7.5
Access to Cable and Satellite	10.0	10.0	10.0	10.0	10.0	10.0	10.0	10.0	10.0	10.0	10.0
Freedom of Access to Frgn. Info.	10.0	10.0	10.0	10.0	10.0	10.0	10.0	10.0	10.0	10.0	10.0
State Control over Internet Access	10.0	10.0	10.0	10.0	10.0	10.0	10.0	10.0	10.0	10.0	10.0
Identity and Relationships	10.0	10.0	10.0	10.0	10.0	10.0	10.0	9.0	9.0	9.0	9.0
Legal Gender	-	-	-	-	-	-	-	7.0	7.0	7.0	7.0
Same-Sex Relationships	10.0	10.0	10.0	10.0	10.0	10.0	10.0	10.0	10.0	10.0	10.0
Divorce	10.0	10.0	10.0	10.0	10.0	10.0	10.0	10.0	10.0	10.0	10.0

SOUTH AFRICA

SUB-SAHARAN AFRICA

Ranking

68

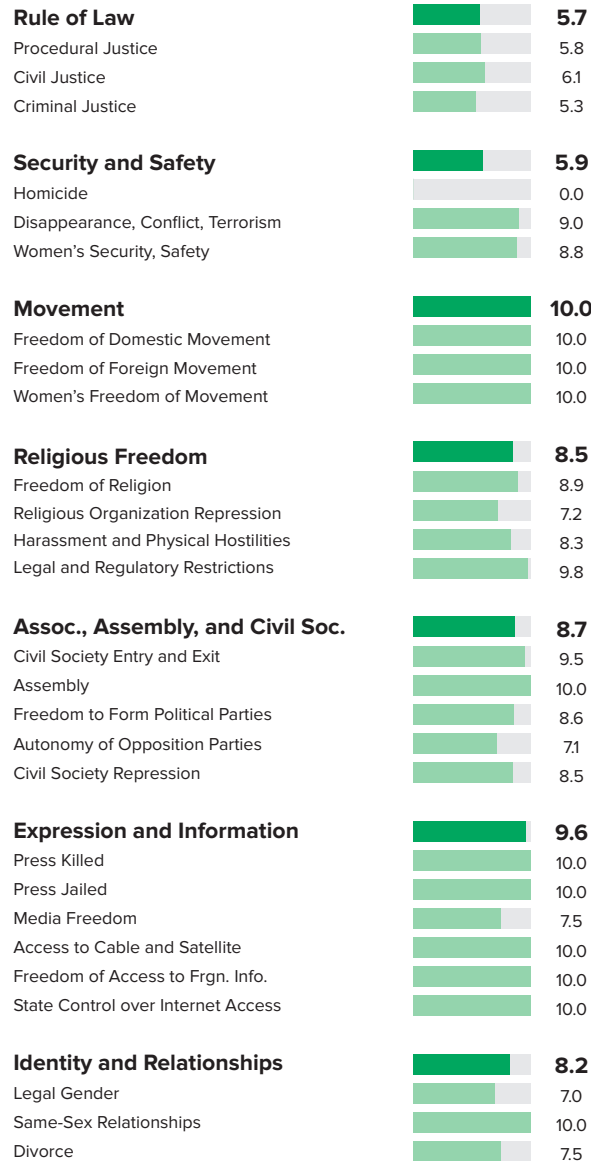
Score

7.07

Personal Freedom

63/162 Ranking

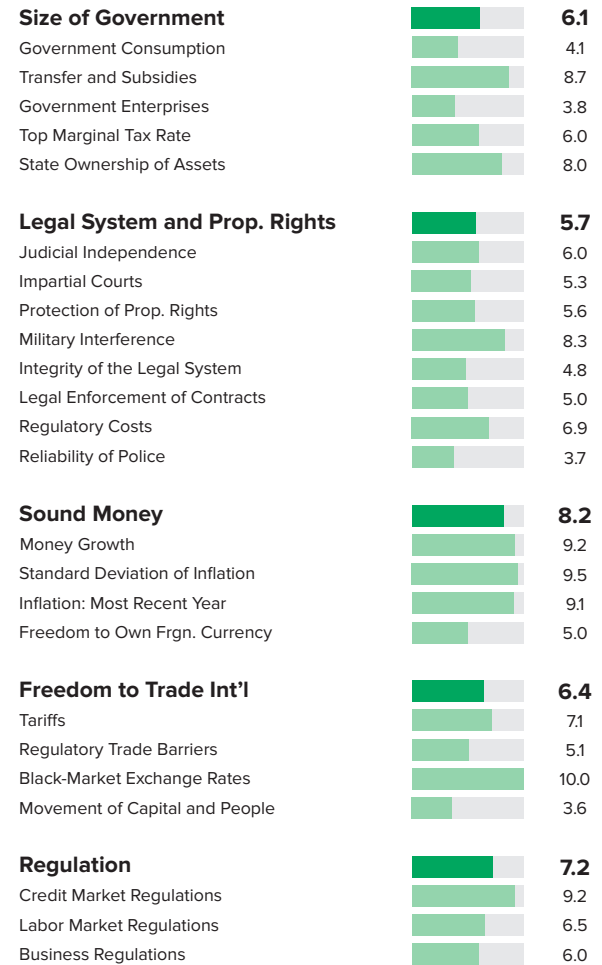
Score 7.41



Economic Freedom

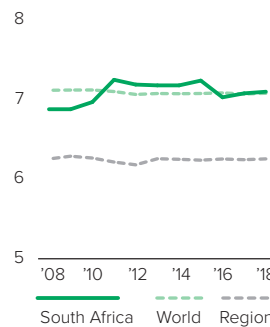
90/162 Ranking

Score 6.73

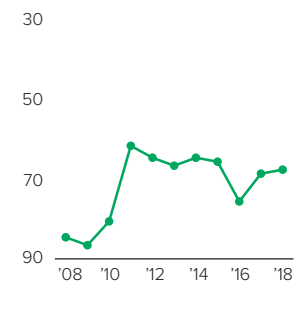


Human Freedom

Score over Time



Ranking over Time



SOUTH AFRICA

SUB-SAHARAN AFRICA

	2008	2009	2010	2011	2012	2013	2014	2015	2016	2017	2018
Human Freedom Ranking	6.88	6.88	6.97	7.25	7.19	7.18	7.18	7.19	6.98	7.05	7.07
	85	87	81	62	65	67	65	66	76	69	68
Economic Freedom	6.74	6.73	6.86	6.91	6.87	6.92	6.81	6.77	6.67	6.68	6.73
Personal Freedom	7.02	7.02	7.07	7.59	7.51	7.43	7.55	7.60	7.29	7.42	7.41
Rule of Law	5.4	5.4	5.4	5.4	5.1	5.1	5.4	5.7	5.7	5.7	5.7
Procedural Justice	5.9	5.9	5.9	5.9	5.4	5.6	5.7	5.9	5.9	5.8	5.8
Civil Justice	5.5	5.5	5.5	5.5	5.3	5.6	6.1	6.1	6.1	5.9	6.1
Criminal Justice	4.9	4.9	4.9	4.9	4.5	5.0	5.2	5.2	5.2	5.2	5.3
Security and Safety	4.5	4.5	4.5	6.2	6.2	6.2	6.2	6.3	6.3	5.9	5.9
Homicide	0.0	0.0	0.0	0.0	0.0	0.0	0.0	0.0	0.0	0.0	0.0
Disappearance, Conflict, Terrorism	8.5	8.5	8.5	8.5	8.5	8.5	8.5	9.0	9.0	9.0	9.0
Women's Security, Safety	5.0	5.0	5.0	10.0	10.0	10.0	10.0	10.0	10.0	8.8	8.8
Movement	8.3	8.3	8.3	10.0	10.0	10.0	10.0	10.0	6.7	10.0	10.0
Freedom of Domestic Movement	10.0	10.0	10.0	10.0	10.0	10.0	10.0	10.0	5.0	10.0	10.0
Freedom of Foreign Movement	10.0	10.0	10.0	10.0	10.0	10.0	10.0	10.0	5.0	10.0	10.0
Women's Freedom of Movement	5.0	5.0	5.0	10.0	10.0	10.0	10.0	10.0	10.0	10.0	10.0
Religious Freedom	8.1	8.1	8.8	8.6	8.5	8.3	8.3	8.8	9.0	8.4	8.5
Freedom of Religion	7.5	7.5	10.0	10.0	10.0	10.0	10.0	9.2	9.2	8.0	8.9
Religious Organization Repression	9.7	9.7	10.0	9.9	9.6	9.0	9.0	8.4	8.5	7.3	7.2
Harassment and Physical Hostilities	9.2	9.0	8.8	8.3	8.5	8.4	8.7	8.3	8.3	8.3	8.3
Legal and Regulatory Restrictions	6.1	6.4	6.5	6.0	5.9	5.7	5.7	9.5	9.8	9.8	9.8
Assoc., Assembly, and Civil Soc.	9.5	9.5	9.4	9.4	9.5	8.9	8.9	8.8	8.8	9.0	8.7
Civil Society Entry and Exit	10.0	10.0	10.0	10.0	10.0	10.0	10.0	9.7	9.7	9.7	9.5
Assembly	10.0	10.0	10.0	10.0	10.0	10.0	10.0	10.0	10.0	10.0	10.0
Freedom to Form Political Parties	9.2	9.2	9.2	9.2	9.2	8.9	8.9	8.9	8.9	8.9	8.6
Autonomy of Opposition Parties	8.2	8.2	8.2	8.2	8.9	7.8	7.8	7.8	7.8	7.7	7.1
Civil Society Repression	10.0	10.0	9.5	9.5	9.5	8.0	8.0	7.7	7.8	8.6	8.5
Expression and Information	9.5	9.5	9.5	9.0	9.0	9.0	9.3	9.4	9.4	9.6	9.6
Press Killed	10.0	10.0	10.0	10.0	10.0	10.0	9.4	10.0	10.0	10.0	10.0
Press Jailed	10.0	10.0	10.0	10.0	10.0	10.0	10.0	10.0	10.0	10.0	10.0
Media Freedom	7.0	7.0	6.8	6.6	6.5	6.8	6.2	6.4	6.2	7.5	7.5
Access to Cable and Satellite	10.0	10.0	10.0	10.0	10.0	10.0	10.0	10.0	10.0	10.0	10.0
Freedom of Access to Frgn. Info.	10.0	10.0	10.0	10.0	10.0	10.0	10.0	10.0	10.0	10.0	10.0
State Control over Internet Access	10.0	10.0	10.0	7.5	7.5	7.5	10.0	10.0	10.0	10.0	10.0
Identity and Relationships	10.0	10.0	10.0	10.0	10.0	10.0	10.0	9.0	9.0	8.2	8.2
Legal Gender	-	-	-	-	-	-	-	7.0	7.0	7.0	7.0
Same-Sex Relationships	10.0	10.0	10.0	10.0	10.0	10.0	10.0	10.0	10.0	10.0	10.0
Divorce	10.0	10.0	10.0	10.0	10.0	10.0	10.0	10.0	10.0	7.5	7.5

SPAIN

WESTERN EUROPE

Ranking

29

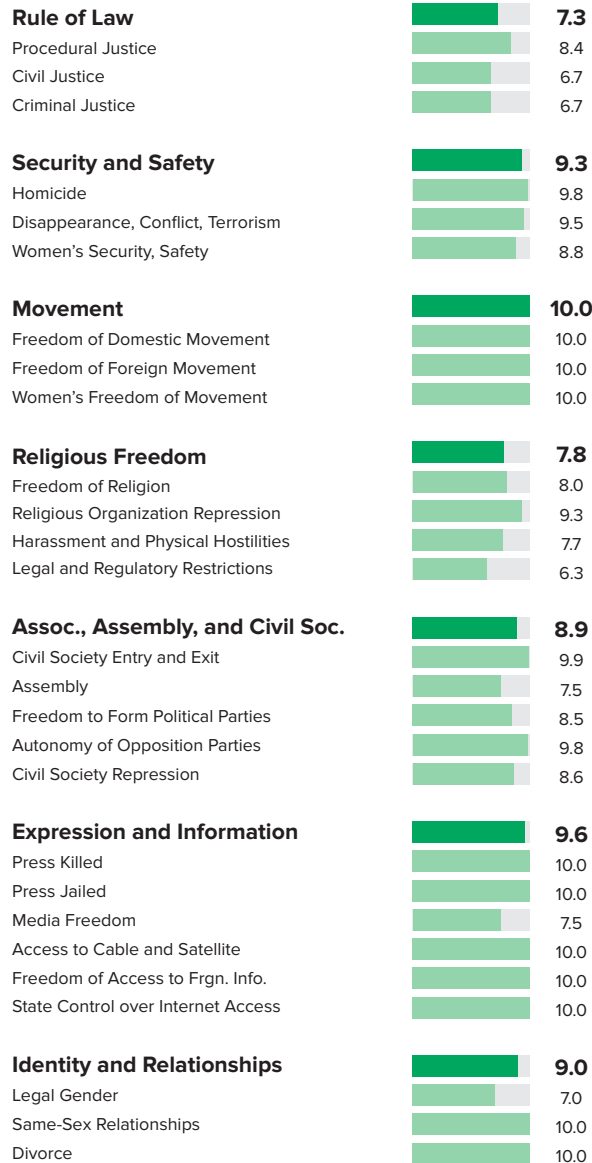
Score

8.20

Personal Freedom

28/162 Ranking

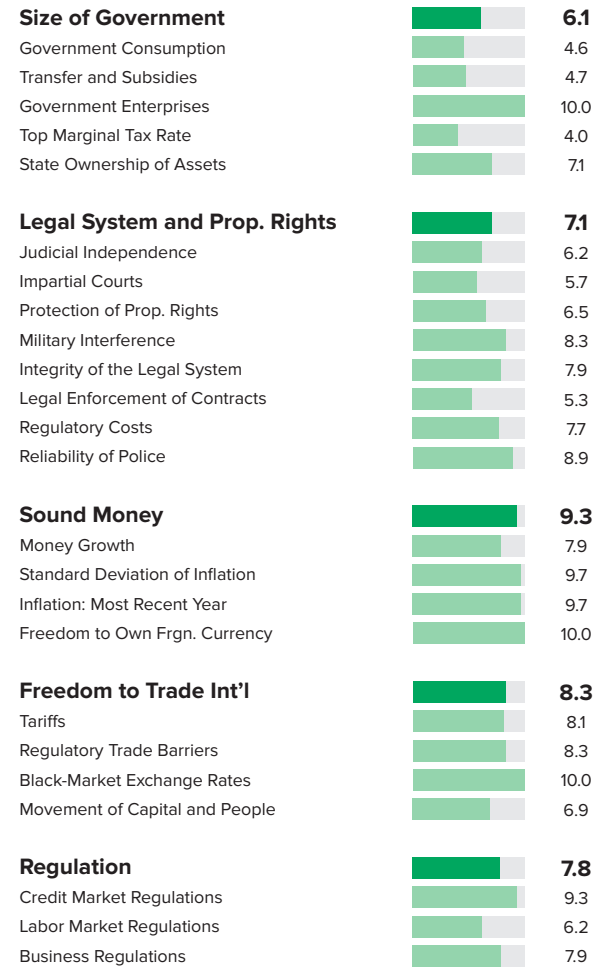
Score 8.67



Economic Freedom

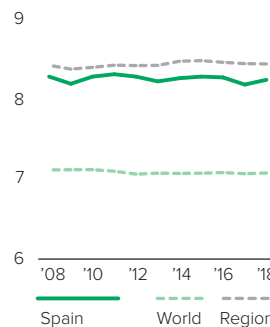
33/162 Ranking

Score 7.73

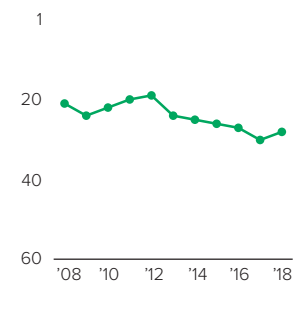


Human Freedom

Score over Time



Ranking over Time



SPAIN

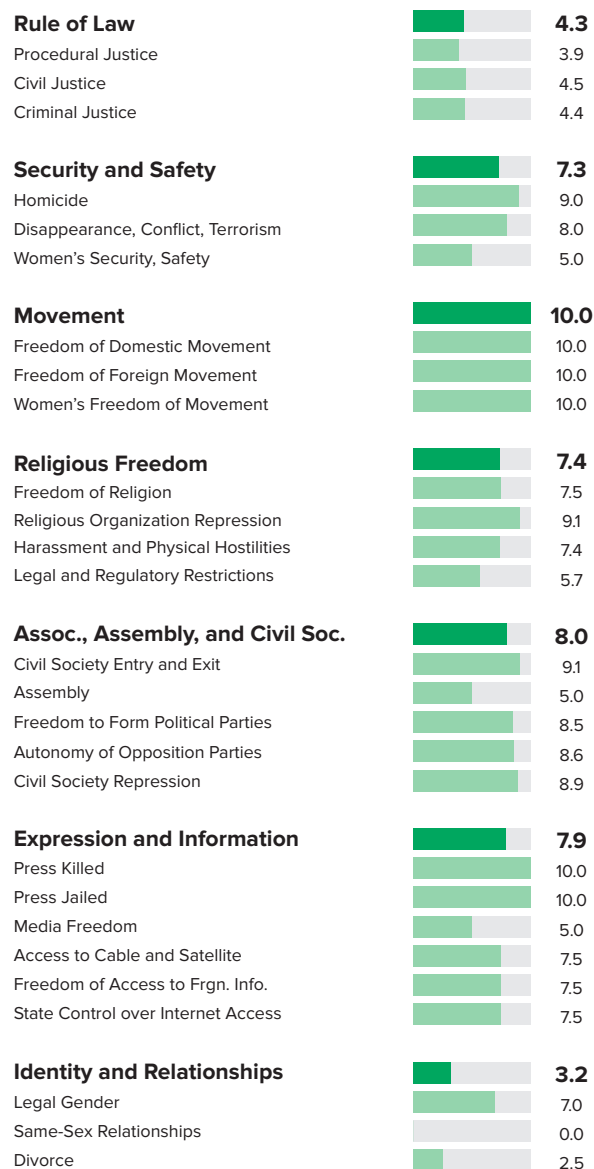
WESTERN EUROPE

	2008	2009	2010	2011	2012	2013	2014	2015	2016	2017	2018
Human Freedom Ranking	8.29	8.20	8.29	8.32	8.29	8.23	8.27	8.24	8.23	8.14	8.20
	22	25	23	21	20	25	26	27	28	31	29
Economic Freedom	7.70	7.53	7.65	7.76	7.62	7.61	7.69	7.77	7.79	7.66	7.73
Personal Freedom	8.88	8.86	8.93	8.88	8.95	8.85	8.84	8.71	8.67	8.61	8.67
Rule of Law	7.3	7.3	7.3	7.3	6.9	6.9	6.9	7.0	7.0	7.0	7.3
Procedural Justice	8.5	8.5	8.5	8.5	8.3	8.2	8.1	8.1	8.1	8.2	8.4
Civil Justice	6.5	6.5	6.5	6.5	6.2	6.4	6.5	6.6	6.6	6.7	6.7
Criminal Justice	6.9	6.9	6.9	6.9	6.1	6.2	6.3	6.4	6.4	6.6	6.7
Security and Safety	8.9	8.9	9.1	9.1	9.8	9.5	9.5	9.5	9.5	9.4	9.3
Homicide	9.6	9.6	9.7	9.7	9.7	9.7	9.7	9.7	9.7	9.7	9.8
Disappearance, Conflict, Terrorism	7.4	7.5	8.0	8.0	10.0	10.0	10.0	10.0	10.0	9.9	9.5
Women's Security, Safety	9.8	9.8	9.8	9.8	9.8	8.8	8.8	8.8	8.8	8.8	8.8
Movement	10.0	10.0	10.0	10.0	10.0	10.0	10.0	10.0	10.0	10.0	10.0
Freedom of Domestic Movement	10.0	10.0	10.0	10.0	10.0	10.0	10.0	10.0	10.0	10.0	10.0
Freedom of Foreign Movement	10.0	10.0	10.0	10.0	10.0	10.0	10.0	10.0	10.0	10.0	10.0
Women's Freedom of Movement	10.0	10.0	10.0	10.0	10.0	10.0	10.0	10.0	10.0	10.0	10.0
Religious Freedom	9.1	8.9	9.0	9.0	8.9	8.9	8.9	8.4	7.9	7.8	7.8
Freedom of Religion	8.2	8.2	8.2	8.2	8.2	8.0	8.0	8.0	8.0	8.0	8.0
Religious Organization Repression	9.3	9.3	9.3	9.3	9.3	9.5	9.5	9.5	9.5	9.3	9.3
Harassment and Physical Hostilities	9.4	9.2	9.2	9.9	9.7	9.6	9.6	8.9	7.7	7.7	7.7
Legal and Regulatory Restrictions	9.5	8.9	9.4	8.5	8.4	8.5	8.5	7.4	6.3	6.3	6.3
Assoc., Assembly, and Civil Soc.	9.5	9.5	9.6	9.6	9.7	9.5	9.0	9.0	9.0	8.6	8.9
Civil Society Entry and Exit	10.0	10.0	10.0	10.0	10.0	10.0	10.0	10.0	10.0	9.7	9.9
Assembly	10.0	10.0	10.0	10.0	10.0	10.0	7.5	7.5	7.5	7.5	7.5
Freedom to Form Political Parties	7.6	7.6	8.0	8.0	8.6	8.6	8.6	8.6	8.6	8.6	8.5
Autonomy of Opposition Parties	9.9	9.9	10.0	10.0	10.0	10.0	10.0	9.7	9.7	8.7	9.8
Civil Society Repression	10.0	10.0	10.0	10.0	9.9	9.0	8.7	9.1	9.1	8.4	8.6
Expression and Information	9.6	9.6	9.6	9.2	9.2	9.1	9.5	9.5	9.5	9.6	9.6
Press Killed	10.0	10.0	10.0	10.0	10.0	10.0	10.0	10.0	10.0	10.0	10.0
Press Jailed	10.0	10.0	10.0	10.0	10.0	10.0	10.0	10.0	10.0	10.0	10.0
Media Freedom	7.4	7.4	7.7	7.6	7.4	7.3	7.3	7.3	7.3	7.5	7.5
Access to Cable and Satellite	10.0	10.0	10.0	7.5	7.5	7.5	10.0	10.0	10.0	10.0	10.0
Freedom of Access to Frgn. Info.	10.0	10.0	10.0	10.0	10.0	10.0	10.0	10.0	10.0	10.0	10.0
State Control over Internet Access	10.0	10.0	10.0	10.0	10.0	10.0	10.0	10.0	10.0	10.0	10.0
Identity and Relationships	10.0	10.0	10.0	10.0	10.0	10.0	10.0	9.0	9.0	9.0	9.0
Legal Gender	-	-	-	-	-	-	-	7.0	7.0	7.0	7.0
Same-Sex Relationships	10.0	10.0	10.0	10.0	10.0	10.0	10.0	10.0	10.0	10.0	10.0
Divorce	10.0	10.0	10.0	10.0	10.0	10.0	10.0	10.0	10.0	10.0	10.0

Personal Freedom

99/162 Ranking

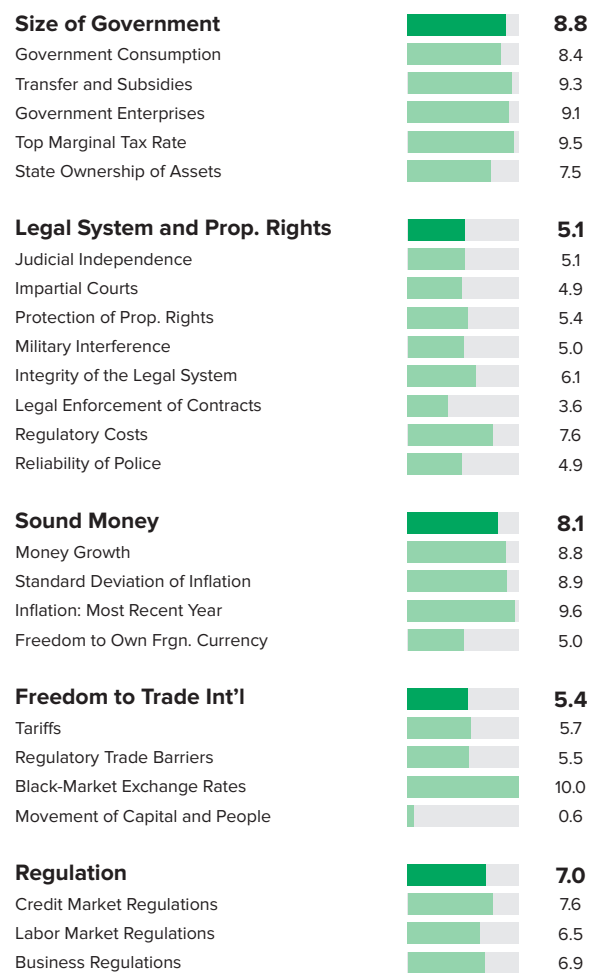
Score 6.56



Economic Freedom

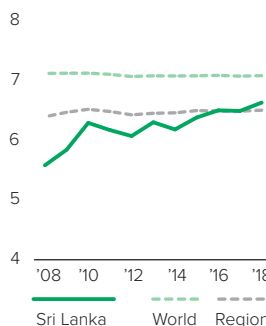
83/162 Ranking

Score 6.88

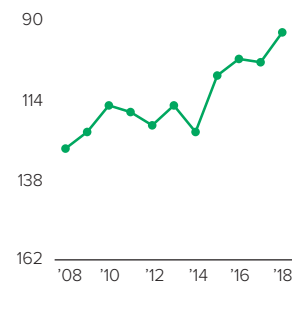


Human Freedom

Score over Time



Ranking over Time



SRI LANKA

SOUTH ASIA

	2008	2009	2010	2011	2012	2013	2014	2015	2016	2017	2018
Human Freedom Ranking	5.58	5.84	6.29	6.17	6.07	6.30	6.18	6.50	6.62	6.59	6.72
	129	124	116	118	122	116	124	107	102	103	94
Economic Freedom	6.09	6.19	6.46	6.56	6.59	6.73	6.62	6.72	6.70	6.64	6.88
Personal Freedom	5.06	5.48	6.11	5.77	5.54	5.86	5.74	6.27	6.53	6.53	6.56
Rule of Law	5.2	5.2	5.2	5.2	4.3	4.3	4.2	4.5	4.5	4.5	4.3
Procedural Justice	4.1	4.1	4.1	4.1	4.1	3.3	4.4	4.2	4.2	3.8	3.9
Civil Justice	5.2	5.2	5.2	5.2	4.1	4.7	4.2	4.5	4.5	4.7	4.5
Criminal Justice	6.2	6.2	6.2	6.2	4.9	4.5	4.9	4.8	4.8	4.5	4.4
Security and Safety	4.9	5.9	8.0	7.7	7.7	8.1	8.1	8.2	8.5	7.4	7.3
Homicide	6.0	7.8	8.5	8.6	8.7	8.8	8.9	9.1	9.0	9.1	9.0
Disappearance, Conflict, Terrorism	1.1	2.5	8.0	7.0	7.0	8.0	7.9	8.0	9.0	8.0	8.0
Women's Security, Safety	7.5	7.5	7.5	7.5	7.5	7.5	7.5	7.5	7.5	5.0	5.0
Movement	3.3	5.0	5.0	5.0	5.0	6.7	6.7	6.7	8.3	10.0	10.0
Freedom of Domestic Movement	0.0	5.0	5.0	5.0	5.0	5.0	5.0	5.0	10.0	10.0	10.0
Freedom of Foreign Movement	0.0	0.0	0.0	5.0	5.0	5.0	5.0	5.0	5.0	10.0	10.0
Women's Freedom of Movement	10.0	10.0	10.0	5.0	5.0	10.0	10.0	10.0	10.0	10.0	10.0
Religious Freedom	7.9	8.0	8.0	6.3	6.0	6.9	6.9	7.0	7.1	7.0	7.4
Freedom of Religion	6.0	6.1	5.9	5.9	5.7	5.7	5.6	5.7	5.8	5.7	7.5
Religious Organization Repression	6.8	6.8	7.5	7.5	7.3	8.0	7.7	9.0	9.3	9.2	9.1
Harassment and Physical Hostilities	9.8	9.9	10.0	7.5	6.5	7.6	8.1	7.0	7.4	7.4	7.4
Legal and Regulatory Restrictions	8.8	9.1	8.5	4.3	4.6	6.2	6.5	6.2	5.7	5.7	5.7
Assoc., Assembly, and Civil Soc.	6.3	6.2	6.4	6.3	6.3	6.2	5.7	7.3	7.3	7.5	8.0
Civil Society Entry and Exit	5.2	5.1	4.9	4.6	4.6	4.4	4.5	7.8	7.8	8.2	9.1
Assembly	7.5	7.5	7.5	7.5	7.5	7.5	5.0	5.0	5.0	5.0	5.0
Freedom to Form Political Parties	7.3	7.3	7.1	7.1	7.2	7.6	7.6	7.8	7.6	7.9	8.5
Autonomy of Opposition Parties	8.4	8.4	8.5	8.5	8.5	8.2	8.1	8.0	8.1	8.1	8.6
Civil Society Repression	3.0	3.0	3.8	3.8	3.8	3.3	3.3	7.9	8.1	8.5	8.9
Expression and Information	7.9	7.8	8.7	7.9	7.9	7.8	7.4	7.7	7.8	7.9	7.9
Press Killed	6.7	5.0	10.0	10.0	10.0	10.0	10.0	10.0	10.0	10.0	10.0
Press Jailed	8.5	9.5	10.0	10.0	10.0	10.0	10.0	10.0	10.0	10.0	10.0
Media Freedom	2.5	2.2	2.4	2.3	2.2	2.0	2.0	3.6	4.0	5.0	5.0
Access to Cable and Satellite	10.0	10.0	10.0	10.0	10.0	10.0	7.5	7.5	7.5	7.5	7.5
Freedom of Access to Frgn. Info.	10.0	10.0	10.0	7.5	7.5	7.5	7.5	7.5	7.5	7.5	7.5
State Control over Internet Access	10.0	10.0	10.0	7.5	7.5	7.5	7.5	7.5	7.5	7.5	7.5
Identity and Relationships	0.0	0.0	0.0	0.0	0.0	0.0	0.0	2.3	2.3	3.2	3.2
Legal Gender	-	-	-	-	-	-	-	7.0	7.0	7.0	7.0
Same-Sex Relationships	0.0	0.0	0.0	0.0	0.0	0.0	0.0	0.0	0.0	0.0	0.0
Divorce	0.0	0.0	0.0	0.0	0.0	0.0	0.0	0.0	0.0	2.5	2.5

SUDAN

SUB-SAHARAN AFRICA

Ranking

161

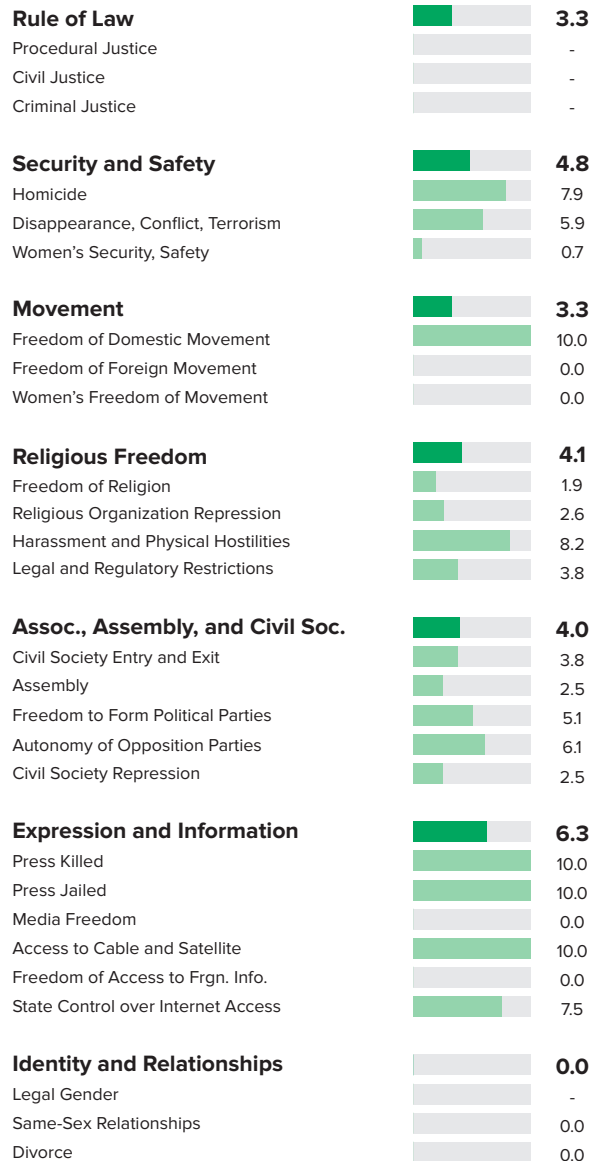
Score

4.01

Personal Freedom

160/162 Ranking

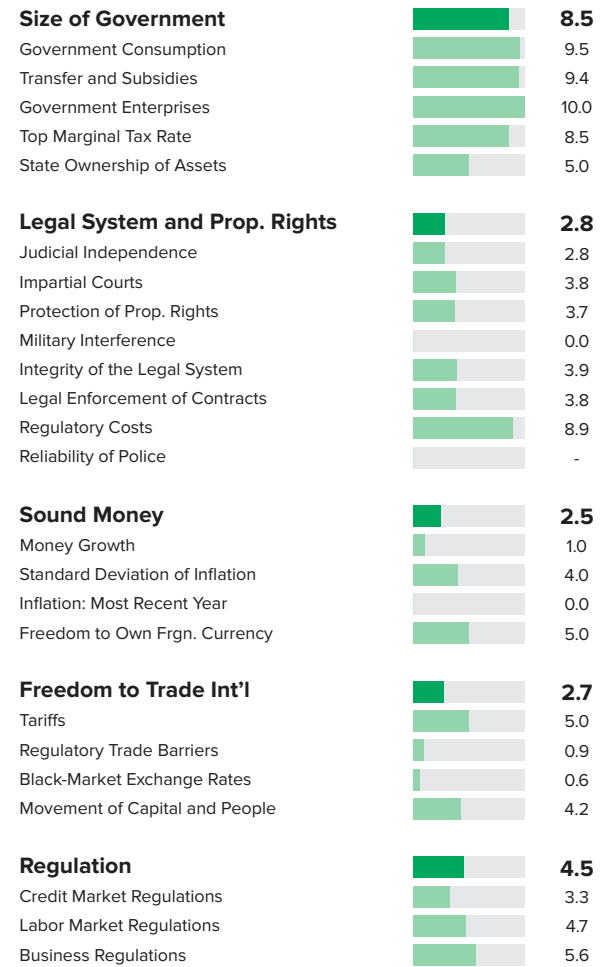
Score 3.81



Economic Freedom

161/162 Ranking

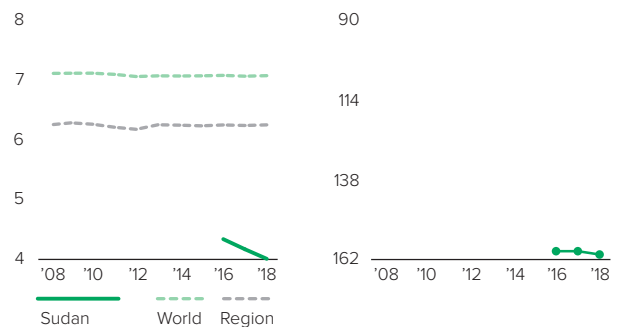
Score 4.21



Human Freedom

Score over Time

Ranking over Time



SUDAN

SUB-SAHARAN AFRICA

	2008	2009	2010	2011	2012	2013	2014	2015	2016	2017	2018
Human Freedom	-	-	-	-	-	-	-	-	4.34	4.17	4.01
Ranking	-	-	-	-	-	-	-	-	160	160	161
Economic Freedom	-	-	-	-	-	-	-	-	4.95	4.49	4.21
Personal Freedom	-	-	-	-	-	-	-	-	3.72	3.85	3.81
Rule of Law	-	-	-	-	-	-	-	-	3.2	3.4	3.3
Procedural Justice	-	-	-	-	-	-	-	-	-	-	-
Civil Justice	-	-	-	-	-	-	-	-	-	-	-
Criminal Justice	-	-	-	-	-	-	-	-	-	-	-
Security and Safety	-	-	-	-	-	-	-	-	4.5	4.9	4.8
Homicide	-	-	-	-	-	-	-	-	7.9	7.9	7.9
Disappearance, Conflict, Terrorism	-	-	-	-	-	-	-	-	5.0	6.0	5.9
Women's Security, Safety	-	-	-	-	-	-	-	-	0.6	0.7	0.7
Movement	-	-	-	-	-	-	-	-	3.3	3.3	3.3
Freedom of Domestic Movement	-	-	-	-	-	-	-	-	5.0	10.0	10.0
Freedom of Foreign Movement	-	-	-	-	-	-	-	-	5.0	0.0	0.0
Women's Freedom of Movement	-	-	-	-	-	-	-	-	0.0	0.0	0.0
Religious Freedom	-	-	-	-	-	-	-	-	4.2	4.1	4.1
Freedom of Religion	-	-	-	-	-	-	-	-	2.6	2.0	1.9
Religious Organization Repression	-	-	-	-	-	-	-	-	2.4	2.5	2.6
Harassment and Physical Hostilities	-	-	-	-	-	-	-	-	8.2	8.2	8.2
Legal and Regulatory Restrictions	-	-	-	-	-	-	-	-	3.8	3.8	3.8
Assoc., Assembly, and Civil Soc.	-	-	-	-	-	-	-	-	4.0	4.1	4.0
Civil Society Entry and Exit	-	-	-	-	-	-	-	-	3.8	4.2	3.8
Assembly	-	-	-	-	-	-	-	-	2.5	2.5	2.5
Freedom to Form Political Parties	-	-	-	-	-	-	-	-	5.1	5.1	5.1
Autonomy of Opposition Parties	-	-	-	-	-	-	-	-	5.9	5.9	6.1
Civil Society Repression	-	-	-	-	-	-	-	-	2.9	3.0	2.5
Expression and Information	-	-	-	-	-	-	-	-	6.4	6.3	6.3
Press Killed	-	-	-	-	-	-	-	-	10.0	10.0	10.0
Press Jailed	-	-	-	-	-	-	-	-	10.0	10.0	10.0
Media Freedom	-	-	-	-	-	-	-	-	1.2	0.0	0.0
Access to Cable and Satellite	-	-	-	-	-	-	-	-	10.0	10.0	10.0
Freedom of Access to Frgn. Info.	-	-	-	-	-	-	-	-	0.0	0.0	0.0
State Control over Internet Access	-	-	-	-	-	-	-	-	7.5	7.5	7.5
Identity and Relationships	-	-	-	-	-	-	-	-	0.0	0.0	0.0
Legal Gender	-	-	-	-	-	-	-	-	-	-	-
Same-Sex Relationships	-	-	-	-	-	-	-	-	0.0	0.0	0.0
Divorce	-	-	-	-	-	-	-	-	0.0	0.0	0.0

SURINAME

LATIN AMERICA & THE CARIBBEAN

Ranking

62

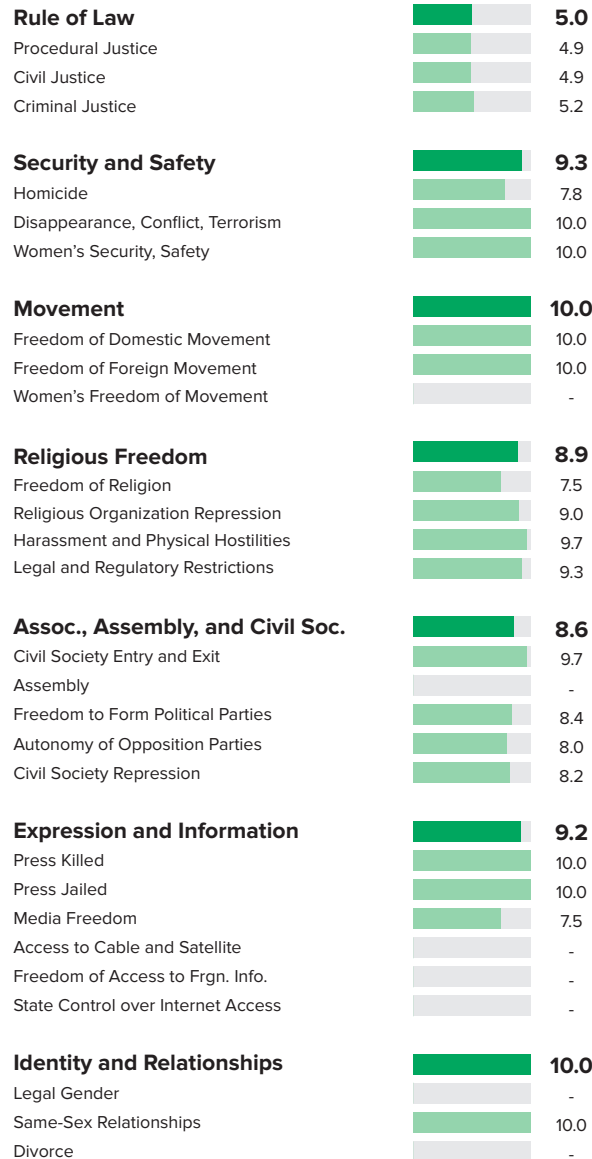
Score

7.31

Personal Freedom

40/162 Ranking

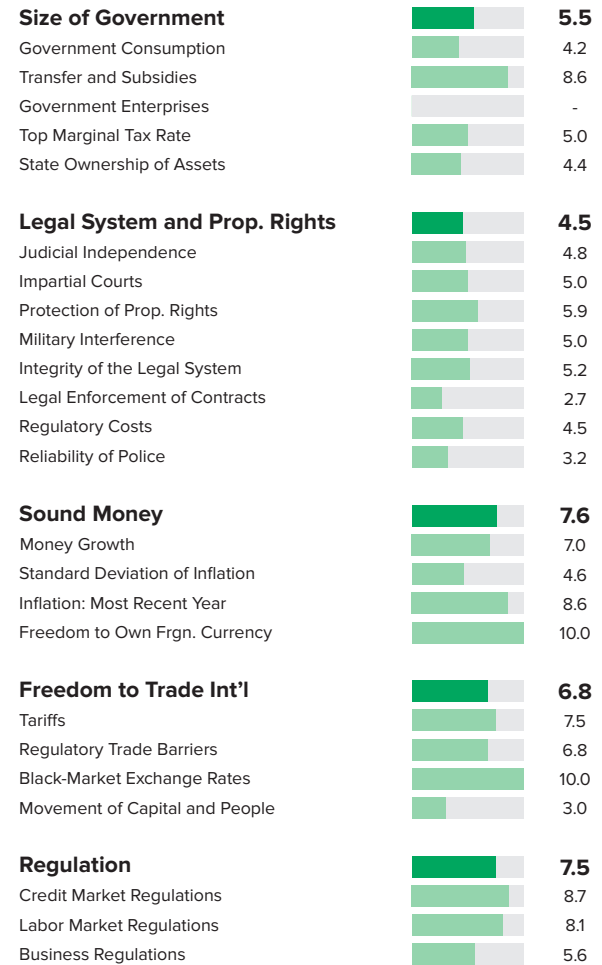
Score **8.24**



Economic Freedom

112/162 Ranking

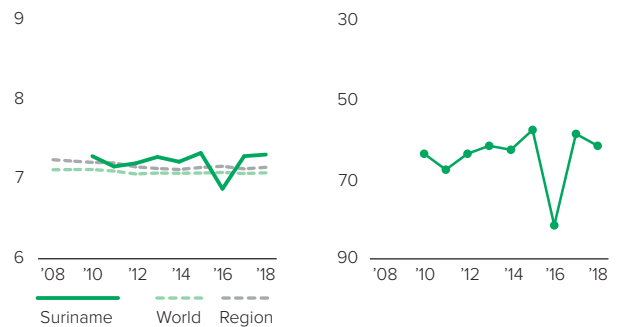
Score **6.37**



Human Freedom

Score over Time

Ranking over Time



SURINAME

LATIN AMERICA & THE CARIBBEAN

	2008	2009	2010	2011	2012	2013	2014	2015	2016	2017	2018
Human Freedom	-	-	7.29	7.16	7.20	7.28	7.22	7.33	6.88	7.29	7.31
Ranking	-	-	64	68	64	62	63	58	82	59	62
Economic Freedom	-	-	6.58	6.38	6.54	6.63	6.57	6.61	5.75	6.32	6.37
Personal Freedom	-	-	7.99	7.94	7.85	7.92	7.87	8.04	8.01	8.26	8.24
Rule of Law	-	-	5.4	5.4	5.1	5.1	4.9	4.9	4.9	4.9	5.0
Procedural Justice	-	-	-	-	-	-	4.1	4.6	4.6	4.8	4.9
Civil Justice	-	-	-	-	-	-	5.1	5.0	5.0	5.1	4.9
Criminal Justice	-	-	-	-	-	-	5.4	5.2	5.2	5.3	5.2
Security and Safety	-	-	8.1	8.1	8.1	8.5	8.4	8.4	8.2	9.3	9.3
Homicide	-	-	6.7	6.7	6.7	7.9	7.7	7.6	7.1	7.8	7.8
Disappearance, Conflict, Terrorism	-	-	10.0	10.0	10.0	10.0	10.0	10.0	10.0	10.0	10.0
Women's Security, Safety	-	-	7.5	7.5	7.5	7.5	7.5	7.5	7.5	10.0	10.0
Movement	-	-	10.0	10.0	10.0	10.0	10.0	10.0	10.0	10.0	10.0
Freedom of Domestic Movement	-	-	10.0	10.0	10.0	10.0	10.0	10.0	10.0	10.0	10.0
Freedom of Foreign Movement	-	-	10.0	10.0	10.0	10.0	10.0	10.0	10.0	10.0	10.0
Women's Freedom of Movement	-	-	-	-	-	-	-	-	-	-	-
Religious Freedom	-	-	7.9	7.4	7.4	7.1	7.2	9.1	9.2	9.2	8.9
Freedom of Religion	-	-	9.5	9.5	9.5	9.0	9.0	9.0	8.8	8.8	7.5
Religious Organization Repression	-	-	9.2	9.2	9.2	8.9	8.9	8.9	9.0	9.1	9.0
Harassment and Physical Hostilities	-	-	7.7	6.9	6.3	6.7	7.0	9.7	9.7	9.7	9.7
Legal and Regulatory Restrictions	-	-	5.2	4.1	4.5	3.7	3.9	8.8	9.3	9.3	9.3
Assoc., Assembly, and Civil Soc.	-	-	9.0	9.0	9.0	9.2	9.2	9.2	9.1	8.7	8.6
Civil Society Entry and Exit	-	-	9.4	9.4	9.4	10.0	10.0	10.0	9.8	9.8	9.7
Assembly	-	-	-	-	-	-	-	-	-	-	-
Freedom to Form Political Parties	-	-	8.2	8.2	8.2	8.6	8.6	8.6	8.5	8.5	8.4
Autonomy of Opposition Parties	-	-	8.4	8.4	8.4	8.4	8.4	8.4	8.4	8.0	8.0
Civil Society Repression	-	-	10.0	10.0	10.0	10.0	10.0	10.0	9.6	8.5	8.2
Expression and Information	-	-	9.3	9.3	9.2	9.0	9.0	9.0	9.0	9.2	9.2
Press Killed	-	-	10.0	10.0	10.0	10.0	10.0	10.0	10.0	10.0	10.0
Press Jailed	-	-	10.0	10.0	10.0	10.0	10.0	10.0	10.0	10.0	10.0
Media Freedom	-	-	7.8	7.8	7.5	7.0	6.9	7.0	7.0	7.5	7.5
Access to Cable and Satellite	-	-	-	-	-	-	-	-	-	-	-
Freedom of Access to Frgn. Info.	-	-	-	-	-	-	-	-	-	-	-
State Control over Internet Access	-	-	-	-	-	-	-	-	-	-	-
Identity and Relationships	-	-	10.0	10.0	10.0	10.0	10.0	10.0	10.0	10.0	10.0
Legal Gender	-	-	-	-	-	-	-	-	-	-	-
Same-Sex Relationships	-	-	10.0	10.0	10.0	10.0	10.0	10.0	10.0	10.0	10.0
Divorce	-	-	10.0	10.0	10.0	10.0	10.0	10.0	10.0	-	-

SWEDEN

WESTERN EUROPE

Ranking

9

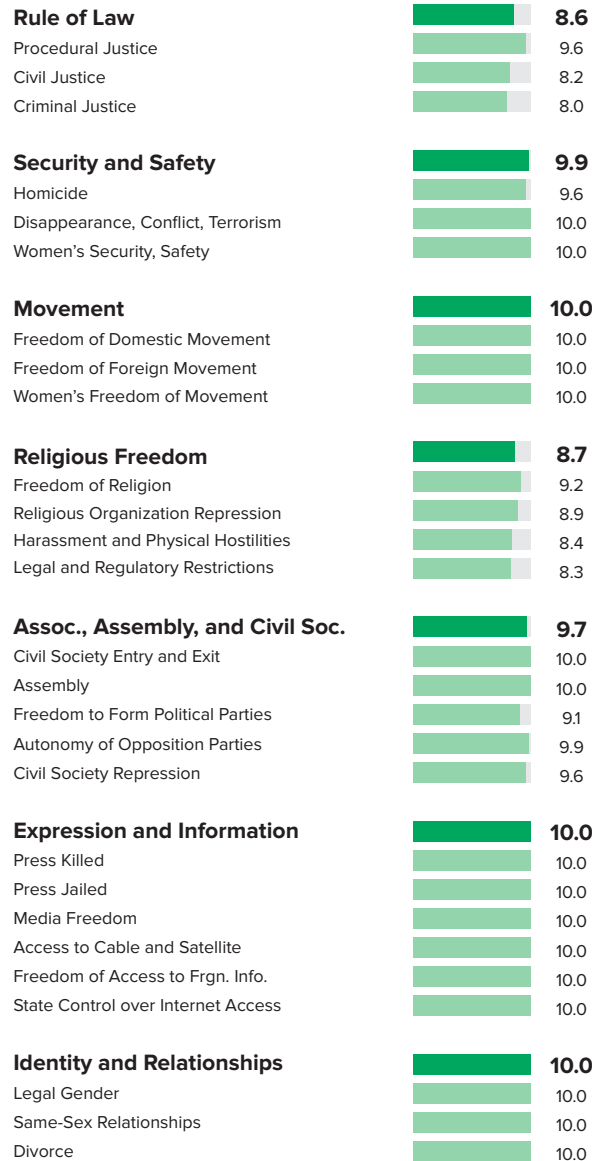
Score

8.52

Personal Freedom

1/162 Ranking

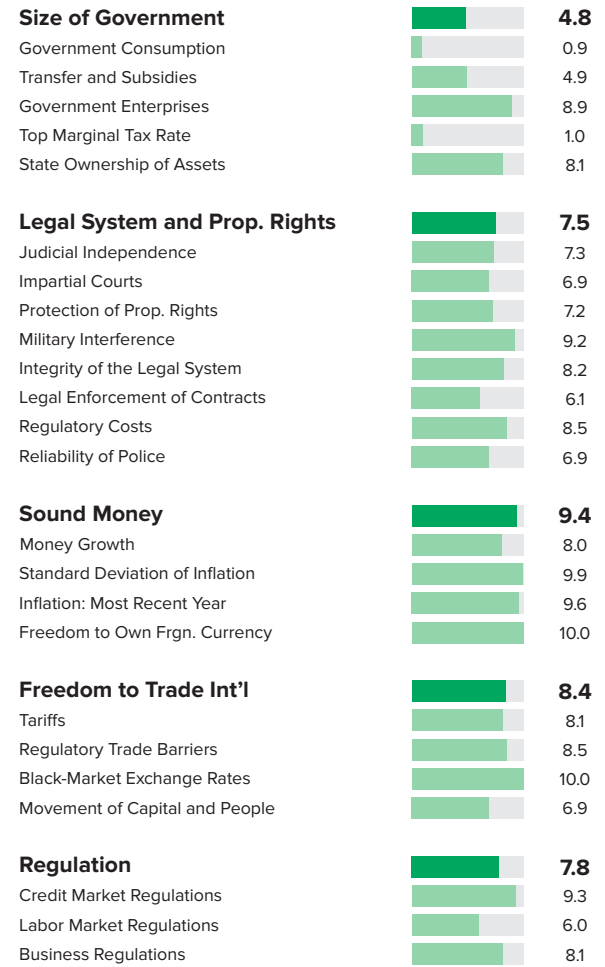
Score 9.46



Economic Freedom

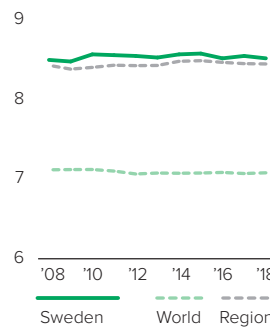
46/162 Ranking

Score 7.58

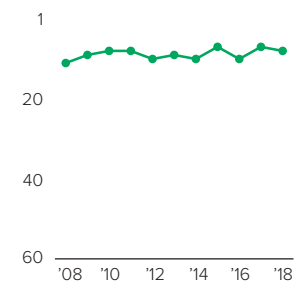


Human Freedom

Score over Time



Ranking over Time



SWEDEN

WESTERN EUROPE

	2008	2009	2010	2011	2012	2013	2014	2015	2016	2017	2018
Human Freedom Ranking	8.50	8.48	8.57	8.56	8.55	8.53	8.57	8.60	8.54	8.55	8.52
	12	10	9	9	11	10	11	8	11	8	9
Economic Freedom	7.62	7.64	7.81	7.79	7.77	7.75	7.85	7.87	7.73	7.67	7.58
Personal Freedom	9.37	9.32	9.32	9.32	9.32	9.30	9.29	9.33	9.35	9.42	9.46
Rule of Law	8.5	8.5	8.5	8.5	8.4	8.4	8.4	8.5	8.5	8.5	8.6
Procedural Justice	9.5	9.5	9.5	9.5	9.6	9.4	9.4	9.5	9.5	9.6	9.6
Civil Justice	7.8	7.8	7.8	7.8	7.8	8.1	8.1	8.1	8.1	8.1	8.2
Criminal Justice	8.2	8.2	8.2	8.2	7.8	7.8	7.9	8.0	8.0	8.1	8.0
Security and Safety	9.8	9.8	9.8	9.8	9.8	9.9	9.9	9.8	9.9	9.8	9.9
Homicide	9.6	9.6	9.6	9.7	9.7	9.6	9.6	9.5	9.6	9.6	9.6
Disappearance, Conflict, Terrorism	10.0	10.0	10.0	10.0	10.0	10.0	10.0	10.0	10.0	9.8	10.0
Women's Security, Safety	9.8	9.8	9.8	9.8	9.8	10.0	10.0	10.0	10.0	10.0	10.0
Movement	10.0	10.0	10.0	10.0	10.0	10.0	10.0	10.0	10.0	10.0	10.0
Freedom of Domestic Movement	10.0	10.0	10.0	10.0	10.0	10.0	10.0	10.0	10.0	10.0	10.0
Freedom of Foreign Movement	10.0	10.0	10.0	10.0	10.0	10.0	10.0	10.0	10.0	10.0	10.0
Women's Freedom of Movement	10.0	10.0	10.0	10.0	10.0	10.0	10.0	10.0	10.0	10.0	10.0
Religious Freedom	9.5	9.1	9.1	9.0	9.2	8.9	8.8	8.8	8.8	8.7	8.7
Freedom of Religion	10.0	10.0	10.0	10.0	10.0	9.6	9.6	9.2	9.4	9.1	9.2
Religious Organization Repression	9.6	9.6	9.6	9.6	9.6	9.4	9.4	9.2	9.2	8.9	8.9
Harassment and Physical Hostilities	10.0	9.2	9.4	9.1	9.4	9.1	9.3	8.7	8.4	8.4	8.4
Legal and Regulatory Restrictions	8.5	7.5	7.2	7.5	7.7	7.5	6.9	8.0	8.3	8.3	8.3
Assoc., Assembly, and Civil Soc.	9.8	9.8	9.8	9.8	9.8	9.7	9.7	9.7	9.7	9.7	9.7
Civil Society Entry and Exit	10.0	10.0	10.0	10.0	10.0	10.0	10.0	10.0	10.0	10.0	10.0
Assembly	10.0	10.0	10.0	10.0	10.0	10.0	10.0	10.0	10.0	10.0	10.0
Freedom to Form Political Parties	9.5	9.5	9.5	9.5	9.5	9.3	9.3	9.1	9.1	9.1	9.1
Autonomy of Opposition Parties	9.7	9.7	9.7	9.7	9.7	9.6	9.6	9.6	9.6	9.9	9.9
Civil Society Repression	10.0	10.0	10.0	10.0	10.0	9.8	9.8	9.8	9.8	9.6	9.6
Expression and Information	9.8	9.9	9.8	9.9	9.9	9.9	9.9	9.8	9.8	10.0	10.0
Press Killed	10.0	10.0	10.0	10.0	10.0	10.0	10.0	10.0	10.0	10.0	10.0
Press Jailed	10.0	10.0	10.0	10.0	10.0	10.0	10.0	10.0	10.0	10.0	10.0
Media Freedom	9.0	9.2	9.0	9.2	9.2	9.2	9.2	9.0	9.0	10.0	10.0
Access to Cable and Satellite	10.0	10.0	10.0	10.0	10.0	10.0	10.0	10.0	10.0	10.0	10.0
Freedom of Access to Frgn. Info.	10.0	10.0	10.0	10.0	10.0	10.0	10.0	10.0	10.0	10.0	10.0
State Control over Internet Access	10.0	10.0	10.0	10.0	10.0	10.0	10.0	10.0	10.0	10.0	10.0
Identity and Relationships	8.8	8.8	8.8	8.8	8.8	8.8	8.8	9.2	9.2	10.0	10.0
Legal Gender	-	-	-	-	-	-	-	10.0	10.0	10.0	10.0
Same-Sex Relationships	10.0	10.0	10.0	10.0	10.0	10.0	10.0	10.0	10.0	10.0	10.0
Divorce	7.5	7.5	7.5	7.5	7.5	7.5	7.5	7.5	7.5	10.0	10.0

SWITZERLAND

WESTERN EUROPE

Ranking

2

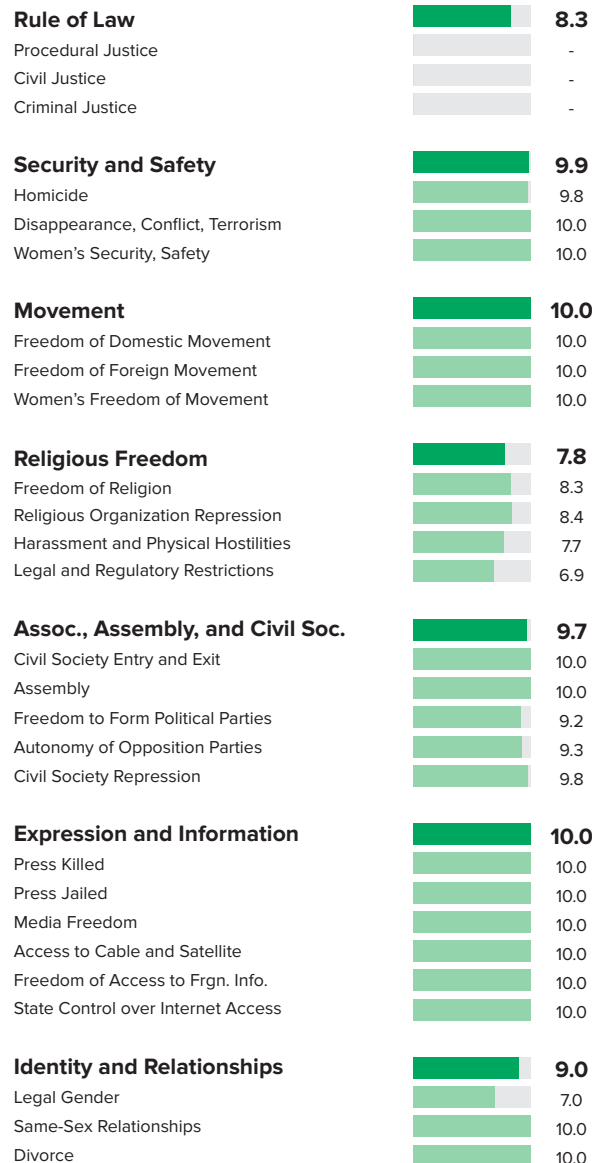
Score

8.82

Personal Freedom

7/162 Ranking

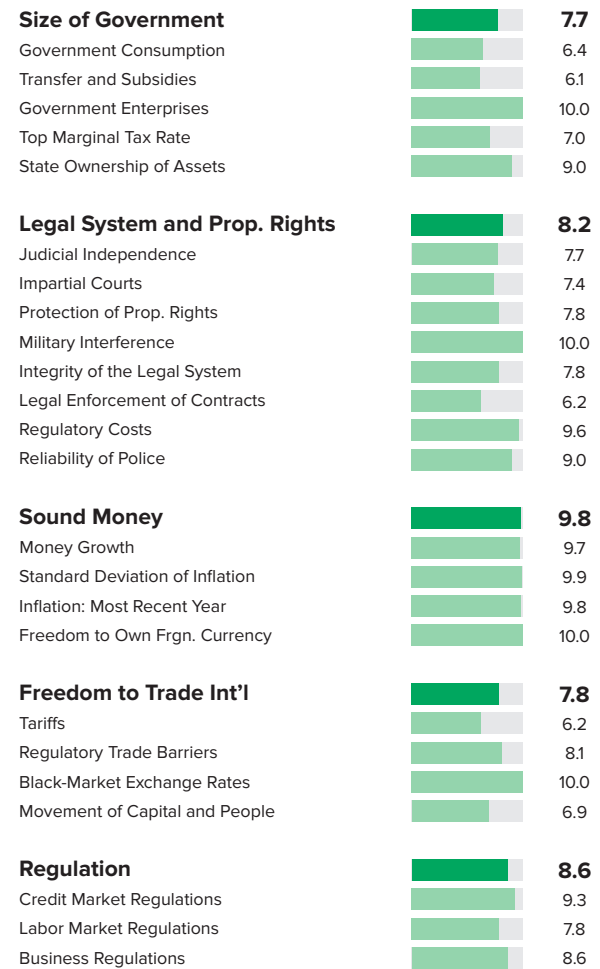
Score 9.20



Economic Freedom

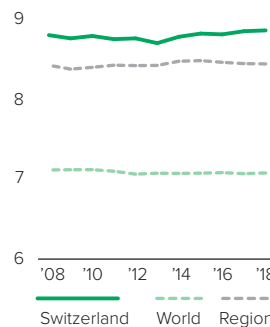
4/162 Ranking

Score 8.43

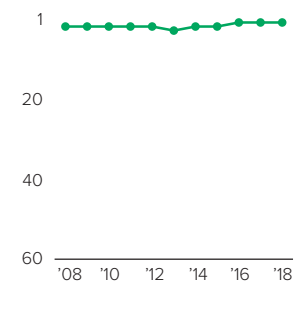


Human Freedom

Score over Time



Ranking over Time



SWITZERLAND

WESTERN EUROPE

	2008	2009	2010	2011	2012	2013	2014	2015	2016	2017	2018
Human Freedom	8.81	8.77	8.80	8.76	8.77	8.71	8.79	8.78	8.77	8.81	8.82
Ranking	3	3	3	3	3	4	3	3	2	2	2
Economic Freedom	8.35	8.36	8.40	8.33	8.34	8.33	8.40	8.43	8.46	8.42	8.43
Personal Freedom	9.26	9.18	9.20	9.19	9.19	9.09	9.17	9.13	9.07	9.20	9.20
Rule of Law	8.0	7.9	7.9	7.9	7.9	7.9	8.2	8.4	8.3	8.3	8.3
Procedural Justice	-	-	-	-	-	-	-	-	-	-	-
Civil Justice	-	-	-	-	-	-	-	-	-	-	-
Criminal Justice	-	-	-	-	-	-	-	-	-	-	-
Security and Safety	9.8	9.8	9.8	9.8	9.8	9.5	9.5	9.5	9.5	9.9	9.9
Homicide	9.7	9.7	9.7	9.8	9.8	9.7	9.8	9.7	9.8	9.8	9.8
Disappearance, Conflict, Terrorism	10.0	10.0	10.0	10.0	10.0	10.0	10.0	10.0	10.0	10.0	10.0
Women's Security, Safety	9.8	9.8	9.8	9.8	9.8	8.8	8.8	8.8	8.8	10.0	10.0
Movement	10.0	10.0	10.0	10.0	10.0	10.0	10.0	10.0	10.0	10.0	10.0
Freedom of Domestic Movement	10.0	10.0	10.0	10.0	10.0	10.0	10.0	10.0	10.0	10.0	10.0
Freedom of Foreign Movement	10.0	10.0	10.0	10.0	10.0	10.0	10.0	10.0	10.0	10.0	10.0
Women's Freedom of Movement	10.0	10.0	10.0	10.0	10.0	10.0	10.0	10.0	10.0	10.0	10.0
Religious Freedom	8.6	8.0	8.2	8.1	8.0	7.9	8.0	8.1	7.8	7.8	7.8
Freedom of Religion	9.9	7.2	7.5	7.5	7.5	8.5	8.5	8.2	8.2	8.3	8.3
Religious Organization Repression	7.5	7.5	7.5	7.5	7.5	7.5	7.5	8.4	8.4	8.4	8.4
Harassment and Physical Hostilities	9.2	8.7	8.9	8.5	8.4	8.5	8.5	8.4	7.7	7.7	7.7
Legal and Regulatory Restrictions	7.8	8.7	8.9	8.7	8.7	7.2	7.6	7.4	6.9	6.9	6.9
Assoc., Assembly, and Civil Soc.	9.7	9.7	9.7	9.7	9.7	9.7	9.7	9.7	9.7	9.7	9.7
Civil Society Entry and Exit	9.6	9.6	9.6	9.6	9.6	9.7	9.7	10.0	10.0	10.0	10.0
Assembly	10.0	10.0	10.0	10.0	10.0	10.0	10.0	10.0	10.0	10.0	10.0
Freedom to Form Political Parties	9.3	9.3	9.3	9.3	9.3	9.2	9.2	9.2	9.2	9.2	9.2
Autonomy of Opposition Parties	9.6	9.6	9.6	9.6	9.6	9.6	9.6	9.6	9.4	9.3	9.3
Civil Society Repression	10.0	10.0	10.0	10.0	10.0	10.0	10.0	9.8	9.8	9.8	9.8
Expression and Information	9.8	9.8	9.8	9.8	9.8	9.8	9.8	9.8	9.8	10.0	10.0
Press Killed	10.0	10.0	10.0	10.0	10.0	10.0	10.0	10.0	10.0	10.0	10.0
Press Jailed	10.0	10.0	10.0	10.0	10.0	10.0	10.0	10.0	10.0	10.0	10.0
Media Freedom	8.8	8.8	8.8	9.0	9.0	9.0	8.8	8.8	8.8	10.0	10.0
Access to Cable and Satellite	10.0	10.0	10.0	10.0	10.0	10.0	10.0	10.0	10.0	10.0	10.0
Freedom of Access to Frgn. Info.	10.0	10.0	10.0	10.0	10.0	10.0	10.0	10.0	10.0	10.0	10.0
State Control over Internet Access	10.0	10.0	10.0	10.0	10.0	10.0	10.0	10.0	10.0	10.0	10.0
Identity and Relationships	10.0	10.0	10.0	10.0	10.0	10.0	10.0	9.0	9.0	9.0	9.0
Legal Gender	-	-	-	-	-	-	-	7.0	7.0	7.0	7.0
Same-Sex Relationships	10.0	10.0	10.0	10.0	10.0	10.0	10.0	10.0	10.0	10.0	10.0
Divorce	10.0	10.0	10.0	10.0	10.0	10.0	10.0	10.0	10.0	10.0	10.0

SYRIAN ARAB REPUBLIC

MIDDLE EAST & NORTH AFRICA

Ranking

162

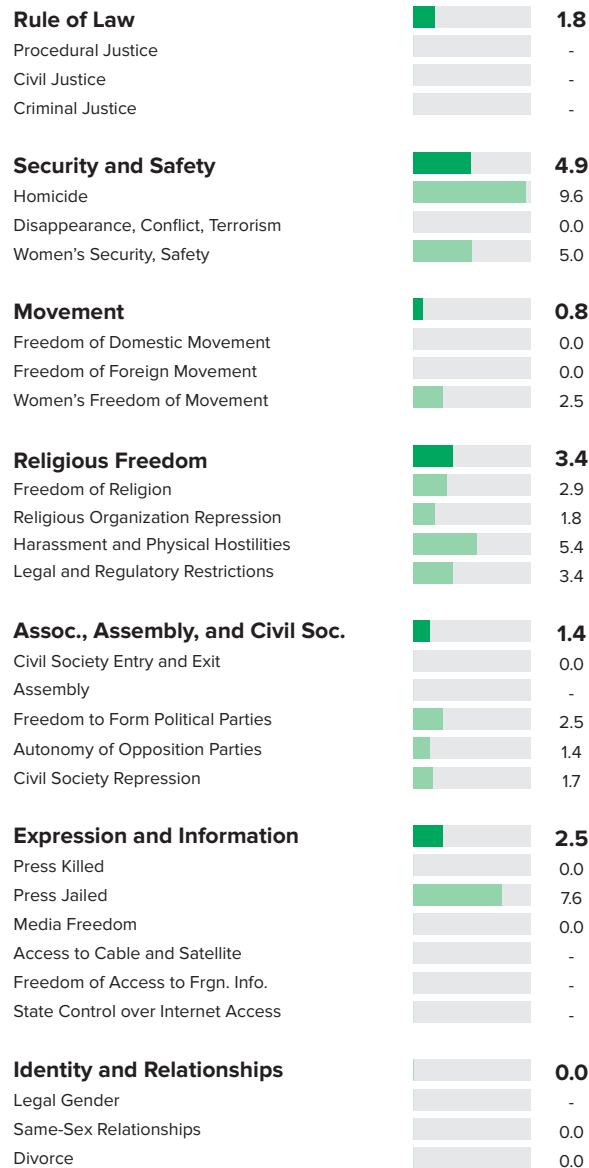
Score

3.97

Personal Freedom

162/162 Ranking

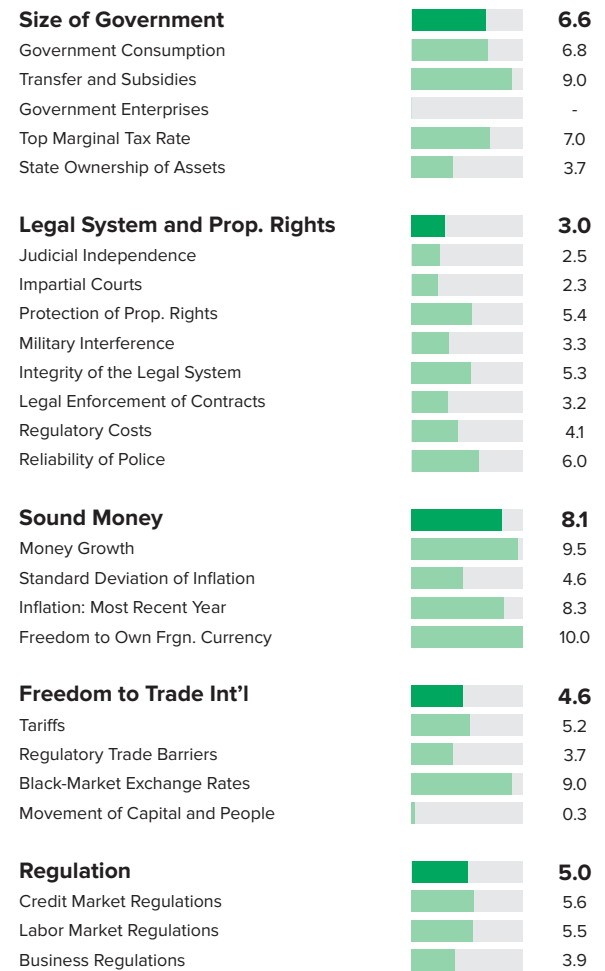
Score 2.49



Economic Freedom

151/162 Ranking

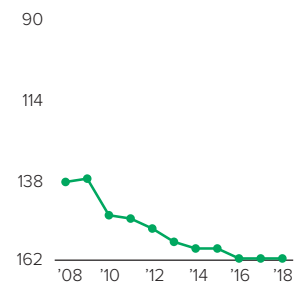
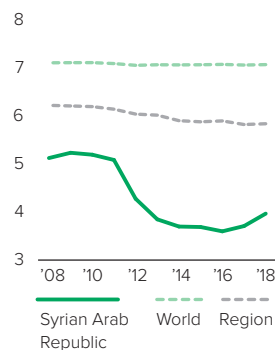
Score 5.45



Human Freedom

Score over Time

Ranking over Time



SYRIAN ARAB REPUBLIC

MIDDLE EAST & NORTH AFRICA

	2008	2009	2010	2011	2012	2013	2014	2015	2016	2017	2018
Human Freedom Ranking	5.13	5.24	5.20	5.09	4.28	3.85	3.70	3.69	3.60	3.71	3.97
	139	138	149	150	153	157	159	159	162	162	162
Economic Freedom	5.43	5.63	5.67	5.91	4.95	4.60	4.87	4.83	4.88	5.05	5.45
Personal Freedom	4.82	4.84	4.72	4.27	3.61	3.10	2.53	2.55	2.31	2.36	2.49
Rule of Law	4.6	4.7	4.7	4.4	3.5	3.1	3.1	2.9	2.0	1.8	1.8
Procedural Justice	-	-	-	-	-	-	-	-	-	-	-
Civil Justice	-	-	-	-	-	-	-	-	-	-	-
Criminal Justice	-	-	-	-	-	-	-	-	-	-	-
Security and Safety	8.1	8.2	7.9	6.6	5.5	4.7	4.7	4.7	4.7	4.7	4.9
Homicide	9.0	9.1	9.1	9.1	9.1	9.1	9.1	9.1	9.1	9.1	9.6
Disappearance, Conflict, Terrorism	7.9	8.0	7.0	3.1	0.0	0.0	0.0	0.0	0.0	0.0	0.0
Women's Security, Safety	7.5	7.5	7.5	7.5	7.5	5.0	5.0	5.0	5.0	5.0	5.0
Movement	5.0	5.0	5.0	3.3	3.3	1.7	0.0	0.0	0.0	0.8	0.8
Freedom of Domestic Movement	0.0	0.0	0.0	0.0	5.0	5.0	0.0	0.0	0.0	0.0	0.0
Freedom of Foreign Movement	5.0	5.0	5.0	5.0	0.0	0.0	0.0	0.0	0.0	0.0	0.0
Women's Freedom of Movement	10.0	10.0	10.0	5.0	5.0	0.0	0.0	0.0	0.0	2.5	2.5
Religious Freedom	5.8	5.5	5.2	4.8	4.8	4.6	4.7	3.2	2.9	3.2	3.4
Freedom of Religion	3.4	3.4	3.4	3.4	3.1	2.1	2.1	2.1	2.1	2.5	2.9
Religious Organization Repression	1.6	1.6	1.4	0.1	0.0	0.0	0.0	0.0	0.7	1.4	1.8
Harassment and Physical Hostilities	8.9	8.9	8.6	8.4	8.4	8.8	8.9	6.1	5.4	5.4	5.4
Legal and Regulatory Restrictions	9.2	8.1	7.5	7.6	7.7	7.4	7.7	4.5	3.4	3.4	3.4
Assoc., Assembly, and Civil Soc.	1.1	1.1	1.1	1.5	1.4	1.3	1.1	1.1	1.2	1.0	1.4
Civil Society Entry and Exit	1.4	1.4	1.5	1.1	0.7	0.2	0.2	0.2	0.5	0.0	0.0
Assembly	0.0	0.0	0.0	2.5	2.5	2.5	-	-	-	-	-
Freedom to Form Political Parties	1.7	1.7	1.7	1.8	2.2	2.3	2.3	2.3	2.3	2.5	2.5
Autonomy of Opposition Parties	0.0	0.0	0.0	0.9	0.9	1.5	1.5	1.5	1.4	1.4	1.4
Civil Society Repression	2.3	2.3	2.5	1.2	0.9	0.0	0.5	0.5	0.5	0.0	1.7
Expression and Information	4.6	4.5	4.4	5.6	3.9	4.1	0.1	2.2	2.2	2.2	2.5
Press Killed	10.0	10.0	10.0	6.8	0.0	0.0	0.0	0.0	0.0	0.0	0.0
Press Jailed	10.0	9.5	9.0	6.2	2.7	3.9	0.0	6.3	6.2	6.7	7.6
Media Freedom	1.0	1.0	0.9	0.4	0.5	0.4	0.4	0.4	0.4	0.0	0.0
Access to Cable and Satellite	3.3	3.3	3.3	7.5	7.5	7.5	-	-	-	-	-
Freedom of Access to Frgn. Info.	3.3	3.3	3.3	5.0	5.0	5.0	-	-	-	-	-
State Control over Internet Access	0.0	0.0	0.0	7.5	7.5	7.5	-	-	-	-	-
Identity and Relationships	0.0	0.0	0.0	0.0	0.0	0.0	0.0	0.0	0.0	0.0	0.0
Legal Gender	-	-	-	-	-	-	-	-	-	-	-
Same-Sex Relationships	0.0	0.0	0.0	0.0	0.0	0.0	0.0	0.0	0.0	0.0	0.0
Divorce	0.0	0.0	0.0	0.0	0.0	0.0	0.0	0.0	0.0	0.0	0.0

TAIWAN

EAST ASIA

Ranking

19

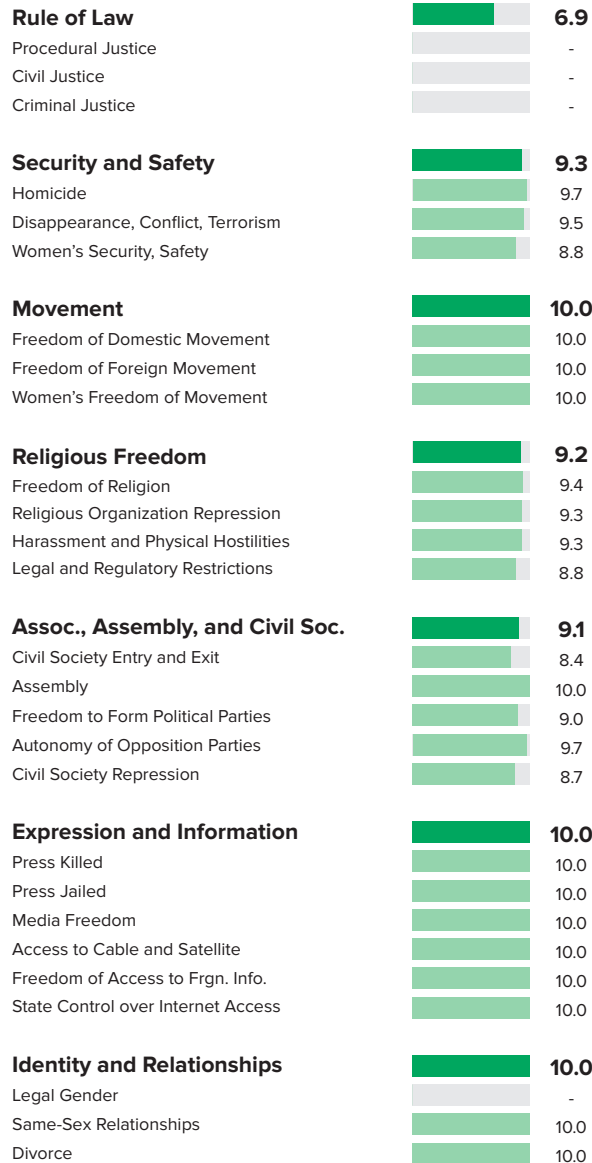
Score

8.42

Personal Freedom

19/162 Ranking

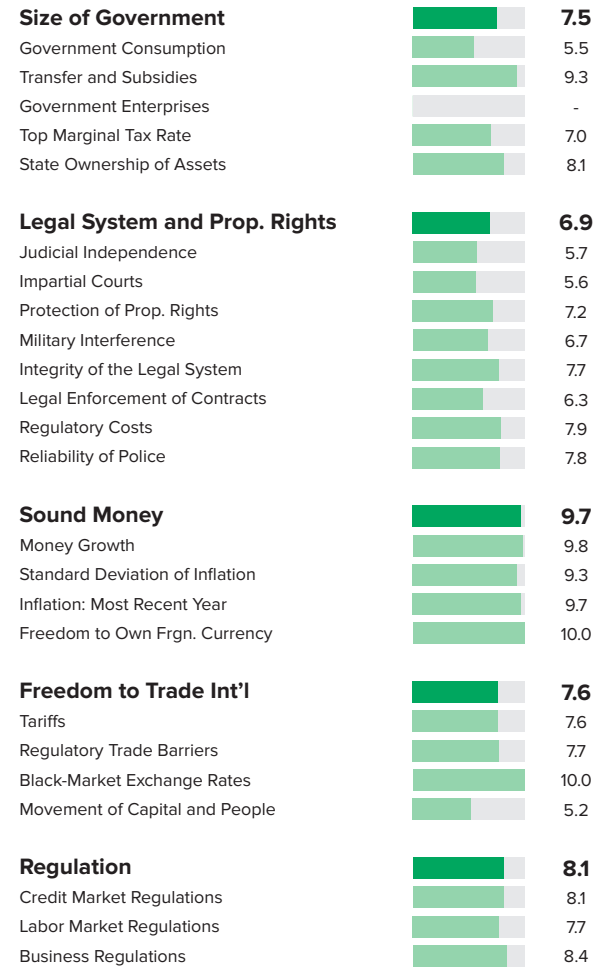
Score 8.90



Economic Freedom

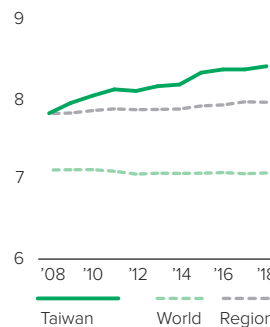
16/162 Ranking

Score 7.94

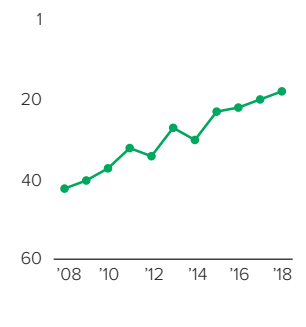


Human Freedom

Score over Time



Ranking over Time



TAIWAN

EAST ASIA

	2008	2009	2010	2011	2012	2013	2014	2015	2016	2017	2018
Human Freedom Ranking	7.83	7.96	8.05	8.13	8.11	8.17	8.19	8.34	8.38	8.38	8.42
	43	41	38	33	35	28	31	24	23	21	19
Economic Freedom	7.43	7.46	7.57	7.50	7.53	7.62	7.62	7.70	7.83	7.84	7.94
Personal Freedom	8.23	8.45	8.53	8.76	8.68	8.72	8.75	8.97	8.93	8.92	8.90
Rule of Law	6.6	6.8	6.9	6.9	6.8	6.8	6.9	7.1	7.0	7.0	6.9
Procedural Justice	-	-	-	-	-	-	-	-	-	-	-
Civil Justice	-	-	-	-	-	-	-	-	-	-	-
Criminal Justice	-	-	-	-	-	-	-	-	-	-	-
Security and Safety	8.7	8.7	8.9	9.7	9.7	9.7	9.7	9.7	9.7	9.3	9.3
Homicide	9.7	9.7	9.7	9.7	9.7	9.7	9.7	9.7	9.7	9.7	9.7
Disappearance, Conflict, Terrorism	9.0	9.0	9.5	9.5	9.5	9.5	9.5	9.5	9.5	9.5	9.5
Women's Security, Safety	7.5	7.5	7.5	10.0	10.0	10.0	10.0	10.0	10.0	8.8	8.8
Movement	8.3	10.0	10.0	10.0	10.0	10.0	10.0	10.0	10.0	10.0	10.0
Freedom of Domestic Movement	5.0	10.0	10.0	10.0	10.0	10.0	10.0	10.0	10.0	10.0	10.0
Freedom of Foreign Movement	10.0	10.0	10.0	10.0	10.0	10.0	10.0	10.0	10.0	10.0	10.0
Women's Freedom of Movement	10.0	10.0	10.0	10.0	10.0	-	-	-	-	10.0	10.0
Religious Freedom	7.9	7.7	7.8	7.5	7.1	7.6	7.4	9.1	8.9	9.2	9.2
Freedom of Religion	10.0	10.0	10.0	10.0	10.0	9.5	9.5	9.5	9.4	9.5	9.4
Religious Organization Repression	8.8	8.8	8.8	8.8	8.8	9.5	9.5	9.5	8.3	9.4	9.3
Harassment and Physical Hostilities	8.1	7.5	8.1	7.3	5.7	6.9	6.1	9.3	9.3	9.3	9.3
Legal and Regulatory Restrictions	4.9	4.6	4.5	4.2	4.1	4.4	4.7	8.2	8.8	8.8	8.8
Assoc., Assembly, and Civil Soc.	8.2	8.4	8.4	8.9	8.9	8.9	8.9	8.9	9.0	9.2	9.1
Civil Society Entry and Exit	8.4	8.4	8.4	8.4	8.4	8.6	8.6	8.6	8.4	8.4	8.4
Assembly	7.5	7.5	7.5	10.0	10.0	10.0	10.0	10.0	10.0	10.0	10.0
Freedom to Form Political Parties	8.1	8.7	8.7	8.7	8.7	8.8	8.8	8.8	8.8	9.0	9.0
Autonomy of Opposition Parties	8.7	8.7	8.7	8.7	8.7	8.5	8.5	8.5	9.1	10.0	9.7
Civil Society Repression	8.6	8.6	8.6	8.6	8.6	8.5	8.5	8.5	8.7	8.7	8.7
Expression and Information	9.6	9.6	9.6	9.6	9.6	9.6	9.5	9.6	9.6	10.0	10.0
Press Killed	10.0	10.0	10.0	10.0	10.0	10.0	10.0	10.0	10.0	10.0	10.0
Press Jailed	10.0	10.0	10.0	10.0	10.0	10.0	10.0	10.0	10.0	10.0	10.0
Media Freedom	7.7	7.7	7.7	7.5	7.4	7.4	7.3	7.4	7.5	10.0	10.0
Access to Cable and Satellite	10.0	10.0	10.0	10.0	10.0	10.0	10.0	10.0	10.0	10.0	10.0
Freedom of Access to Frgn. Info.	10.0	10.0	10.0	10.0	10.0	10.0	10.0	10.0	10.0	10.0	10.0
State Control over Internet Access	10.0	10.0	10.0	10.0	10.0	10.0	10.0	10.0	10.0	10.0	10.0
Identity and Relationships	10.0	10.0	10.0	10.0	10.0	10.0	10.0	10.0	10.0	10.0	10.0
Legal Gender	-	-	-	-	-	-	-	-	-	-	-
Same-Sex Relationships	10.0	10.0	10.0	10.0	10.0	10.0	10.0	10.0	10.0	10.0	10.0
Divorce	10.0	10.0	10.0	10.0	10.0	10.0	10.0	10.0	10.0	10.0	10.0

TAJIKISTAN

CAUCASUS & CENTRAL ASIA

Ranking

138

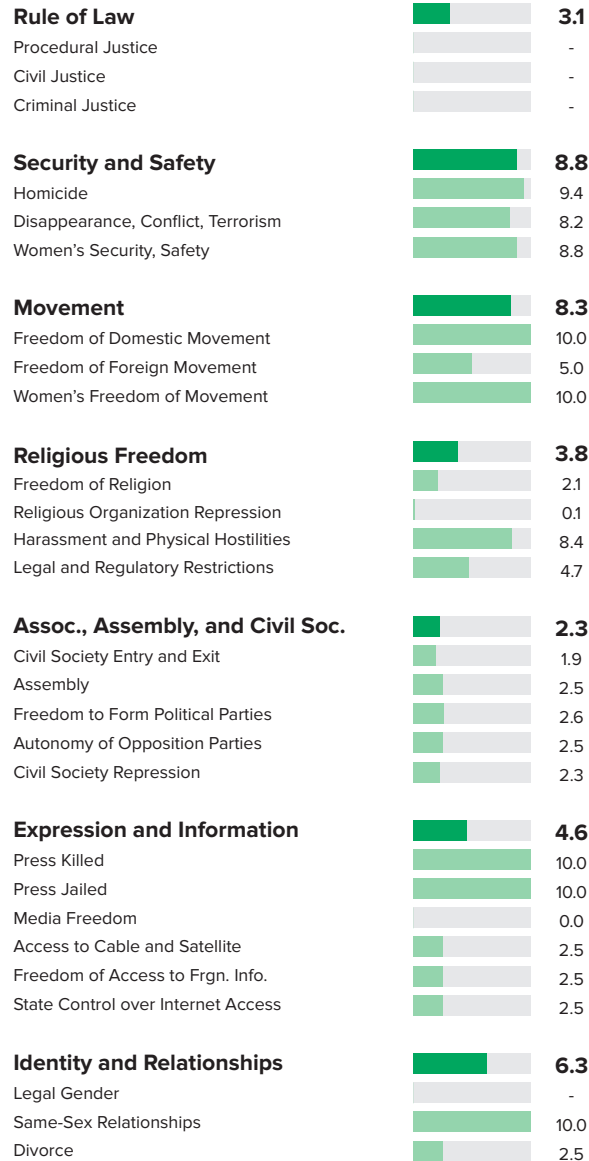
Score

5.77

Personal Freedom

134/162 Ranking

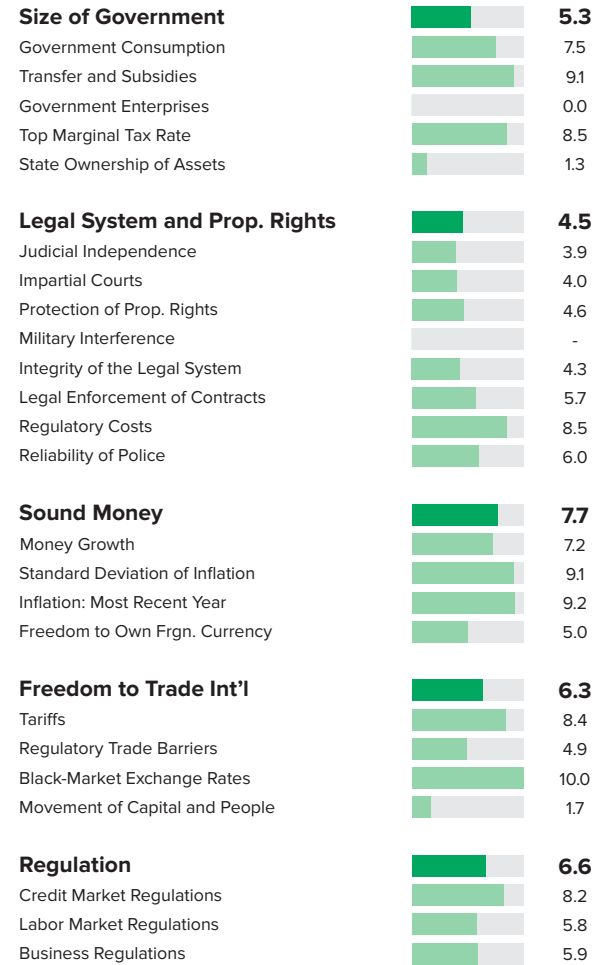
Score 5.49



Economic Freedom

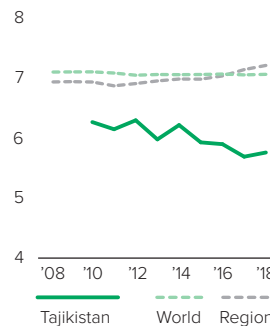
132/162 Ranking

Score 6.05

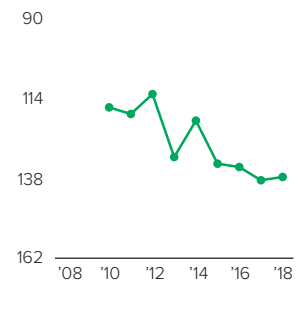


Human Freedom

Score over Time



Ranking over Time



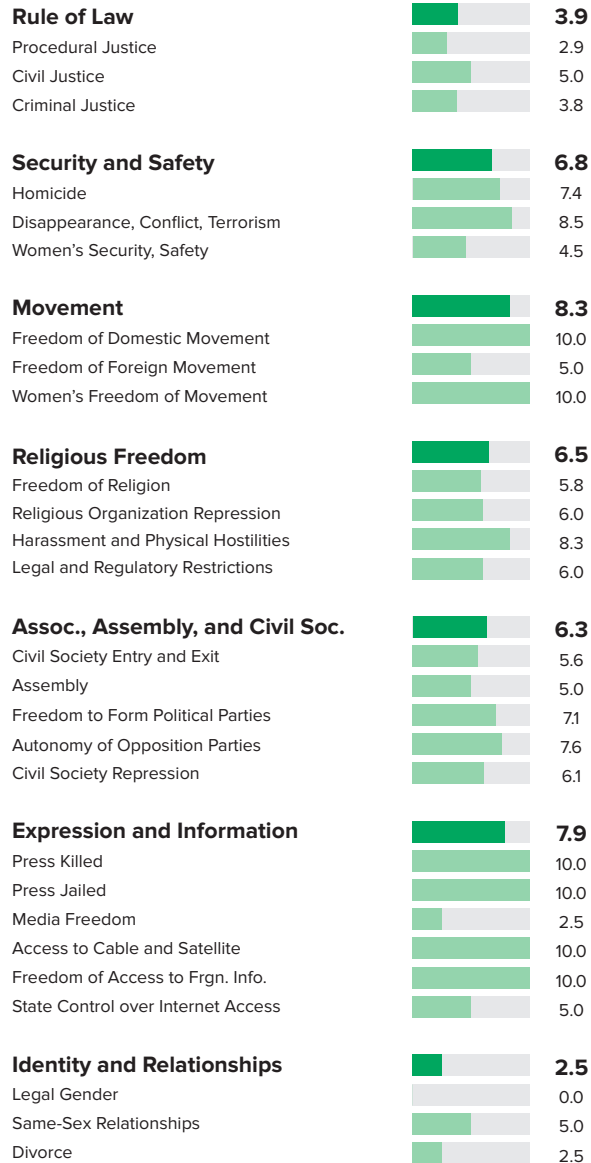
TAJIKISTAN

CAUCASUS & CENTRAL ASIA

	2008	2009	2010	2011	2012	2013	2014	2015	2016	2017	2018
Human Freedom Ranking	-	-	6.28	6.16	6.31	5.99	6.23	5.94	5.91	5.7	5.77
	-	-	117	119	113	132	121	134	135	139	138
Economic Freedom	-	-	6.08	6.18	6.39	6.07	6.14	6.03	6.02	5.86	6.05
Personal Freedom	-	-	6.48	6.14	6.23	5.91	6.32	5.84	5.79	5.54	5.49
Rule of Law	-	-	3.9	3.8	3.4	3.3	3.6	3.5	3.3	3.0	3.1
Procedural Justice	-	-	-	-	-	-	-	-	-	-	-
Civil Justice	-	-	-	-	-	-	-	-	-	-	-
Criminal Justice	-	-	-	-	-	-	-	-	-	-	-
Security and Safety	-	-	8.0	8.8	8.9	8.0	8.4	8.1	8.4	8.9	8.8
Homicide	-	-	9.1	9.4	9.4	9.4	9.4	9.4	9.4	9.4	9.4
Disappearance, Conflict, Terrorism	-	-	7.5	8.3	8.4	7.0	8.5	7.4	8.5	8.5	8.2
Women's Security, Safety	-	-	7.5	8.8	8.8	7.5	7.5	7.5	7.5	8.8	8.8
Movement	-	-	8.3	8.3	10.0	10.0	10.0	8.3	8.3	8.3	8.3
Freedom of Domestic Movement	-	-	5.0	5.0	10.0	10.0	10.0	5.0	5.0	10.0	10.0
Freedom of Foreign Movement	-	-	10.0	10.0	10.0	10.0	10.0	10.0	10.0	5.0	5.0
Women's Freedom of Movement	-	-	10.0	10.0	10.0	10.0	10.0	10.0	10.0	10.0	10.0
Religious Freedom	-	-	6.2	6.0	6.1	5.8	5.8	4.2	4.0	3.8	3.8
Freedom of Religion	-	-	2.4	2.4	2.4	2.0	1.7	1.3	1.7	1.4	2.1
Religious Organization Repression	-	-	2.7	2.7	2.7	2.0	1.9	1.4	1.4	0.9	0.1
Harassment and Physical Hostilities	-	-	9.6	9.4	9.6	9.6	9.6	8.2	8.4	8.4	8.4
Legal and Regulatory Restrictions	-	-	10.0	9.5	9.5	9.5	9.8	5.8	4.7	4.7	4.7
Assoc., Assembly, and Civil Soc.	-	-	4.4	4.4	4.4	4.0	3.7	3.4	2.5	2.7	2.3
Civil Society Entry and Exit	-	-	4.4	4.4	4.4	4.2	4.0	3.9	2.3	2.5	1.9
Assembly	-	-	-	-	-	-	2.5	2.5	2.5	2.5	2.5
Freedom to Form Political Parties	-	-	4.5	4.5	4.5	4.3	4.3	3.6	3.4	3.5	2.6
Autonomy of Opposition Parties	-	-	4.7	4.7	4.7	4.1	4.1	3.2	2.1	2.8	2.5
Civil Society Repression	-	-	4.2	4.2	4.1	3.6	3.6	3.6	2.4	2.4	2.3
Expression and Information	-	-	7.4	7.4	7.4	7.4	4.9	4.9	4.8	4.6	4.6
Press Killed	-	-	10.0	10.0	10.0	10.0	10.0	10.0	10.0	10.0	10.0
Press Jailed	-	-	10.0	10.0	10.0	10.0	10.0	10.0	10.0	10.0	10.0
Media Freedom	-	-	2.3	2.2	2.2	2.1	1.8	1.7	1.2	0.0	0.0
Access to Cable and Satellite	-	-	-	-	-	-	2.5	2.5	2.5	2.5	2.5
Freedom of Access to Frgn. Info.	-	-	-	-	-	-	2.5	2.5	2.5	2.5	2.5
State Control over Internet Access	-	-	-	-	-	-	2.5	2.5	2.5	2.5	2.5
Identity and Relationships	-	-	8.8	3.8	3.8	3.8	8.8	8.8	8.8	6.3	6.3
Legal Gender	-	-	-	-	-	-	-	-	-	-	-
Same-Sex Relationships	-	-	10.0	0.0	0.0	0.0	10.0	10.0	10.0	10.0	10.0
Divorce	-	-	7.5	7.5	7.5	7.5	7.5	7.5	7.5	2.5	2.5

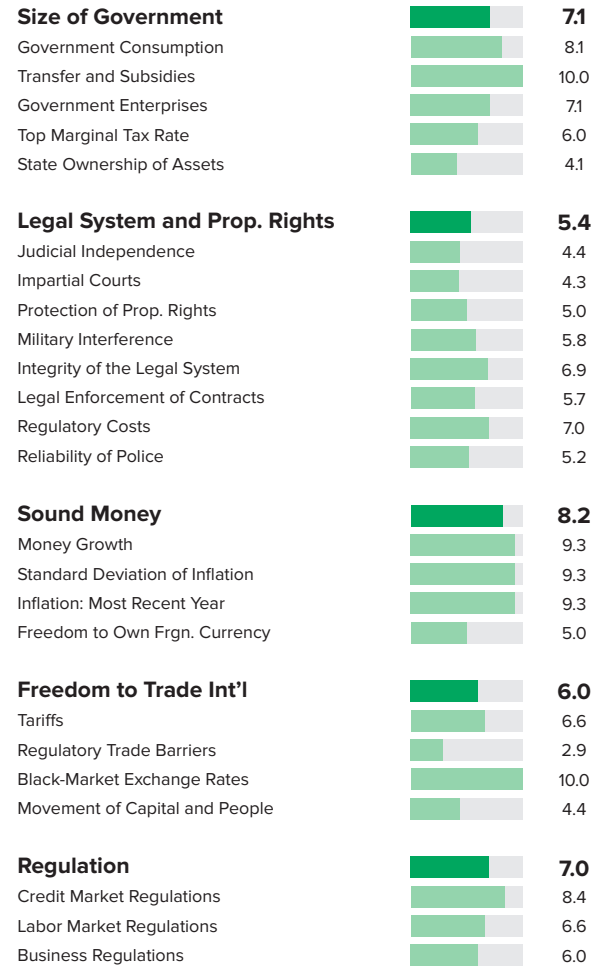
Personal Freedom

130/162 Ranking Score 5.82



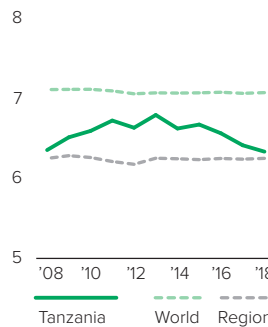
Economic Freedom

90/162 Ranking Score 6.73

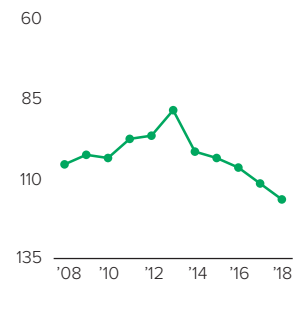


Human Freedom

Score over Time



Ranking over Time



TANZANIA

SUB-SAHARAN AFRICA

	2008	2009	2010	2011	2012	2013	2014	2015	2016	2017	2018
Human Freedom Ranking	6.36	6.52	6.60	6.73	6.64	6.80	6.63	6.58	6.47	6.36	6.28
	106	103	104	98	97	89	102	104	107	112	117
Economic Freedom	6.18	6.52	6.67	6.67	6.60	6.81	6.75	6.87	6.74	6.78	6.73
Personal Freedom	6.53	6.52	6.53	6.78	6.68	6.78	6.51	6.28	6.20	5.93	5.82
Rule of Law	4.7	4.7	4.7	4.7	4.5	4.5	4.5	4.2	4.2	4.2	3.9
Procedural Justice	4.3	4.3	4.3	4.3	4.2	4.6	3.7	3.7	3.7	3.1	2.9
Civil Justice	4.8	4.8	4.8	4.8	4.8	5.1	5.0	5.0	5.0	4.8	5.0
Criminal Justice	4.9	4.9	4.9	4.9	4.6	3.7	4.1	3.9	3.9	3.8	3.8
Security and Safety	7.6	7.6	7.6	6.4	6.5	6.9	6.9	7.0	7.1	6.8	6.8
Homicide	6.6	6.6	6.6	6.5	6.7	7.1	7.0	7.2	7.5	7.5	7.4
Disappearance, Conflict, Terrorism	9.5	9.5	9.5	8.5	8.5	9.5	9.5	9.5	9.5	8.5	8.5
Women's Security, Safety	6.8	6.8	6.8	4.3	4.3	4.3	4.3	4.3	4.3	4.5	4.5
Movement	8.3	8.3	8.3	8.3	8.3	8.3	8.3	8.3	8.3	8.3	8.3
Freedom of Domestic Movement	10.0	10.0	10.0	10.0	10.0	10.0	10.0	10.0	10.0	10.0	10.0
Freedom of Foreign Movement	5.0	5.0	5.0	10.0	10.0	10.0	10.0	10.0	10.0	5.0	5.0
Women's Freedom of Movement	10.0	10.0	10.0	5.0	5.0	5.0	5.0	5.0	5.0	10.0	10.0
Religious Freedom	7.4	7.2	7.2	7.5	7.0	7.0	6.9	7.3	6.7	6.7	6.5
Freedom of Religion	8.4	8.4	8.0	8.0	8.0	7.3	7.3	7.7	6.8	6.8	5.8
Religious Organization Repression	6.3	6.3	6.3	6.3	6.3	6.3	5.4	5.6	5.6	5.5	6.0
Harassment and Physical Hostilities	9.1	8.7	8.7	8.8	8.5	8.7	9.0	8.9	8.3	8.3	8.3
Legal and Regulatory Restrictions	5.7	5.5	5.9	6.9	5.4	5.8	5.8	7.0	6.0	6.0	6.0
Assoc., Assembly, and Civil Soc.	7.6	7.6	7.6	7.1	7.1	7.0	7.0	6.8	6.3	6.2	6.3
Civil Society Entry and Exit	7.4	7.4	7.4	7.4	7.4	7.4	7.4	6.5	6.0	6.1	5.6
Assembly	7.5	7.5	7.5	5.0	5.0	5.0	5.0	5.0	5.0	5.0	5.0
Freedom to Form Political Parties	7.3	7.3	7.4	7.4	7.4	7.2	7.2	7.5	7.1	6.9	7.1
Autonomy of Opposition Parties	8.2	8.2	8.2	8.2	8.2	7.8	7.8	7.4	7.3	7.1	7.6
Civil Society Repression	7.5	7.5	7.5	7.5	7.5	7.5	7.5	7.5	6.3	6.0	6.1
Expression and Information	7.5	7.5	7.5	8.3	8.2	8.1	8.2	8.2	8.1	7.9	7.9
Press Killed	10.0	10.0	10.0	10.0	9.3	9.3	10.0	10.0	10.0	10.0	10.0
Press Jailed	10.0	10.0	10.0	10.0	10.0	10.0	10.0	10.0	10.0	10.0	10.0
Media Freedom	5.0	4.9	5.2	5.0	4.8	4.3	4.4	4.3	3.8	2.5	2.5
Access to Cable and Satellite	6.7	6.7	6.7	7.5	7.5	7.5	10.0	10.0	10.0	10.0	10.0
Freedom of Access to Frgn. Info.	3.3	3.3	3.3	7.5	7.5	7.5	10.0	10.0	10.0	10.0	10.0
State Control over Internet Access	10.0	10.0	10.0	10.0	10.0	10.0	5.0	5.0	5.0	5.0	5.0
Identity and Relationships	3.8	3.8	3.8	8.8	8.8	8.8	6.3	4.2	4.2	2.5	2.5
Legal Gender	-	-	-	-	-	-	-	0.0	0.0	0.0	0.0
Same-Sex Relationships	0.0	0.0	0.0	10.0	10.0	10.0	5.0	5.0	5.0	5.0	5.0
Divorce	7.5	7.5	7.5	7.5	7.5	7.5	7.5	7.5	7.5	2.5	2.5

THAILAND

SOUTH ASIA

Ranking

114

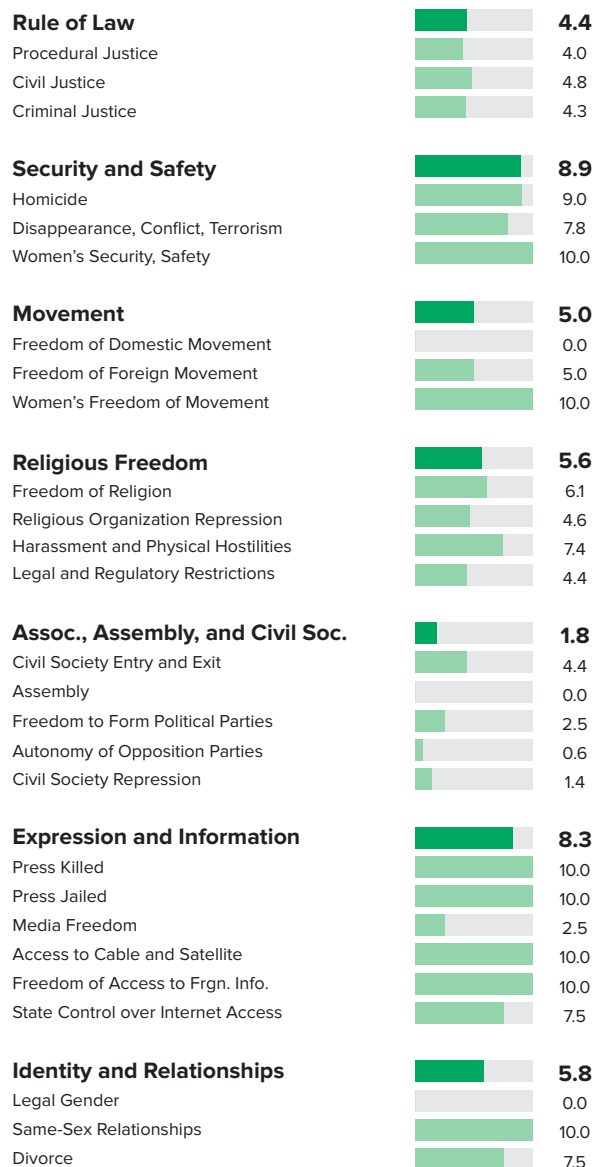
Score

6.37

Personal Freedom

124/162 Ranking

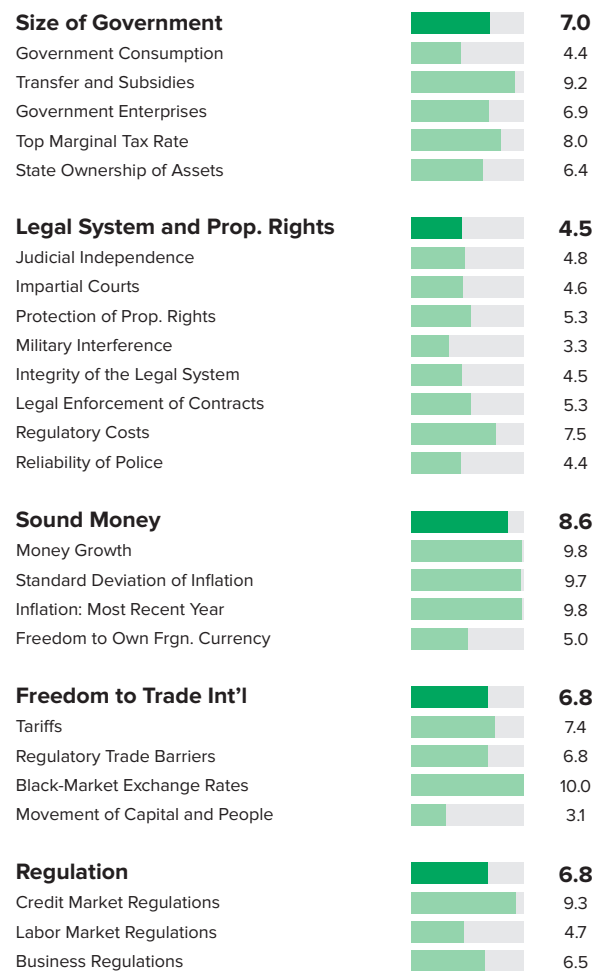
Score 5.98



Economic Freedom

88/162 Ranking

Score 6.75

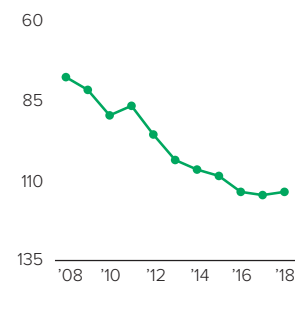


Human Freedom

Score over Time



Ranking over Time



THAILAND

SOUTH ASIA

	2008	2009	2010	2011	2012	2013	2014	2015	2016	2017	2018
Human Freedom Ranking	7.01	6.95	6.90	6.92	6.71	6.64	6.46	6.42	6.29	6.33	6.37
	78	82	90	87	96	104	107	109	114	115	114
Economic Freedom	6.75	6.59	6.55	6.53	6.51	6.53	6.50	6.72	6.73	6.75	6.75
Personal Freedom	7.26	7.31	7.24	7.30	6.90	6.74	6.41	6.11	5.84	5.90	5.98
Rule of Law	5.6	5.6	5.6	5.6	4.7	4.7	4.1	4.4	4.3	4.3	4.4
Procedural Justice	6.4	6.4	6.4	6.4	5.2	3.4	3.3	3.5	3.5	3.8	4.0
Civil Justice	4.3	4.3	4.3	4.3	3.9	4.6	5.3	5.3	5.3	4.9	4.8
Criminal Justice	5.9	5.9	5.9	5.9	5.1	4.3	4.5	4.0	4.0	4.2	4.3
Security and Safety	8.3	8.4	8.5	8.5	8.4	8.0	7.8	8.2	8.4	8.8	8.9
Homicide	7.6	7.8	7.8	8.0	8.0	8.3	8.5	8.6	8.7	8.7	9.0
Disappearance, Conflict, Terrorism	7.3	7.3	7.6	7.5	7.0	8.2	7.4	8.6	9.0	7.7	7.8
Women's Security, Safety	10.0	10.0	10.0	10.0	10.0	7.5	7.5	7.5	7.5	10.0	10.0
Movement	10.0	10.0	10.0	10.0	8.3	8.3	10.0	8.3	6.7	5.0	5.0
Freedom of Domestic Movement	10.0	10.0	10.0	10.0	5.0	5.0	10.0	10.0	0.0	0.0	0.0
Freedom of Foreign Movement	10.0	10.0	10.0	10.0	10.0	10.0	10.0	5.0	10.0	5.0	5.0
Women's Freedom of Movement	10.0	10.0	10.0	10.0	10.0	10.0	10.0	10.0	10.0	10.0	10.0
Religious Freedom	7.3	7.4	7.0	6.9	7.0	6.8	7.2	6.8	5.8	5.6	5.6
Freedom of Religion	7.5	7.5	7.5	7.5	6.9	6.7	6.6	6.6	6.2	5.9	6.1
Religious Organization Repression	6.0	6.0	6.0	6.0	6.0	6.3	6.3	6.3	5.1	4.8	4.6
Harassment and Physical Hostilities	8.4	9.2	7.9	7.9	7.5	7.1	8.4	7.4	7.4	7.4	7.4
Legal and Regulatory Restrictions	7.4	7.0	6.5	6.3	7.5	7.2	7.4	6.8	4.4	4.4	4.4
Assoc., Assembly, and Civil Soc.	7.2	7.2	6.9	7.4	7.6	7.1	2.9	2.3	2.0	1.5	1.8
Civil Society Entry and Exit	7.4	7.4	7.2	7.2	7.6	6.9	3.6	3.2	4.7	4.3	4.4
Assembly	10.0	10.0	10.0	7.5	7.5	7.5	0.0	0.0	0.0	0.0	0.0
Freedom to Form Political Parties	5.8	6.4	6.4	7.7	7.7	7.1	3.3	1.2	1.1	1.0	2.5
Autonomy of Opposition Parties	7.5	7.5	7.5	8.5	8.5	8.0	5.3	4.6	1.8	1.0	0.6
Civil Society Repression	5.3	4.9	3.4	6.2	6.8	5.9	2.2	2.5	2.3	1.2	1.4
Expression and Information	7.1	7.3	7.1	7.2	7.1	7.2	8.2	8.1	8.1	8.3	8.3
Press Killed	8.5	10.0	9.0	9.5	9.5	10.0	10.0	10.0	10.0	10.0	10.0
Press Jailed	10.0	10.0	10.0	9.9	9.9	9.9	9.9	9.7	9.9	9.7	10.0
Media Freedom	4.0	3.8	3.3	3.7	3.4	3.1	1.6	1.4	1.4	2.5	2.5
Access to Cable and Satellite	10.0	10.0	10.0	7.5	7.5	7.5	10.0	10.0	10.0	10.0	10.0
Freedom of Access to Frgn. Info.	6.7	6.7	6.7	7.5	7.5	7.5	10.0	10.0	10.0	10.0	10.0
State Control over Internet Access	3.3	3.3	3.3	5.0	5.0	5.0	7.5	7.5	7.5	7.5	7.5
Identity and Relationships	6.3	6.3	6.3	6.3	6.3	6.3	6.3	4.2	4.2	5.8	5.8
Legal Gender	-	-	-	-	-	-	-	0.0	0.0	0.0	0.0
Same-Sex Relationships	10.0	10.0	10.0	10.0	10.0	10.0	10.0	10.0	10.0	10.0	10.0
Divorce	2.5	2.5	2.5	2.5	2.5	2.5	2.5	2.5	2.5	7.5	7.5

TIMOR-LESTE

SOUTH ASIA

Ranking

85

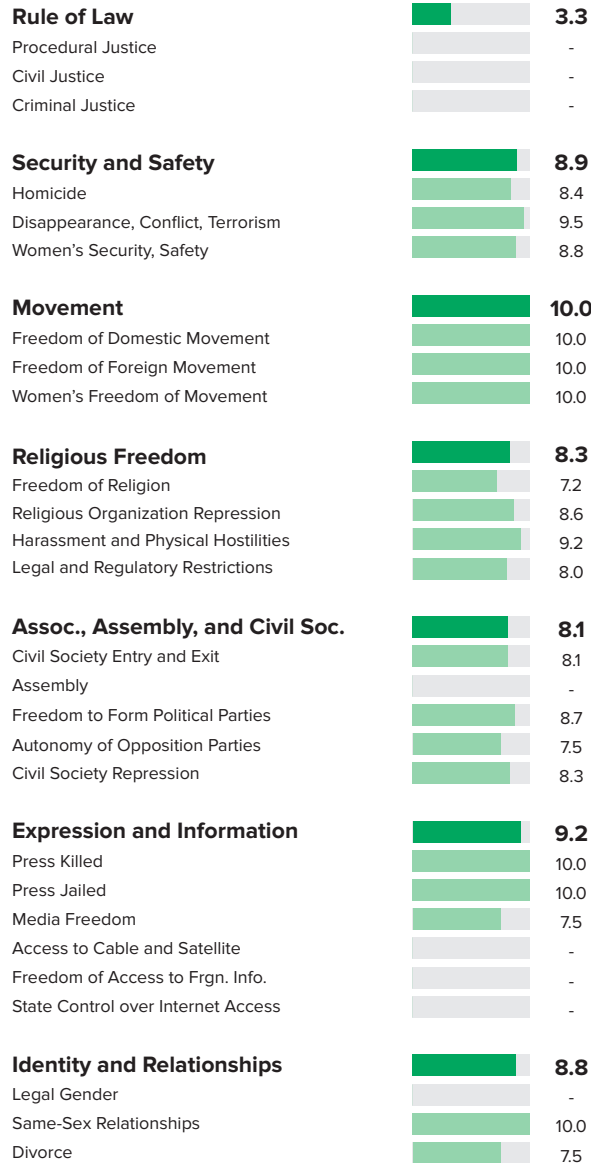
Score

6.89

Personal Freedom

59/162 Ranking

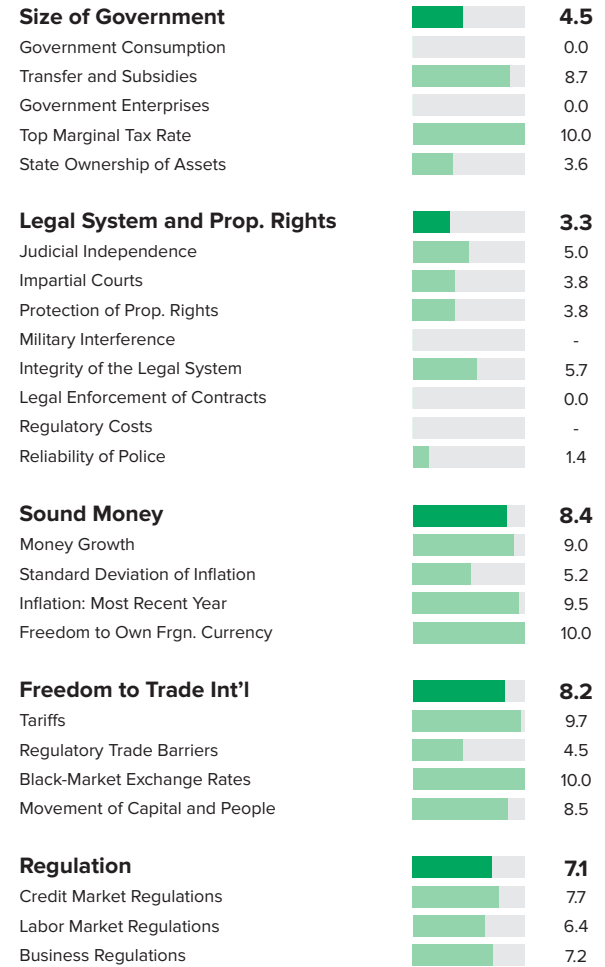
Score 7.48



Economic Freedom

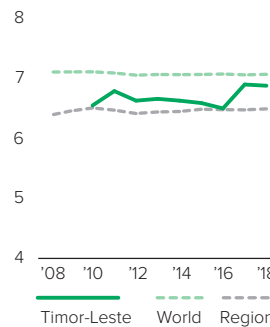
117/162 Ranking

Score 6.29

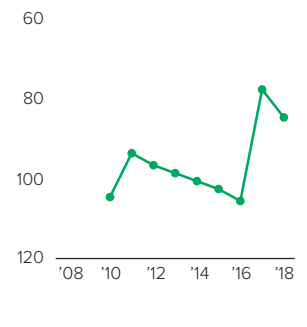


Human Freedom

Score over Time



Ranking over Time



TIMOR-LESTE

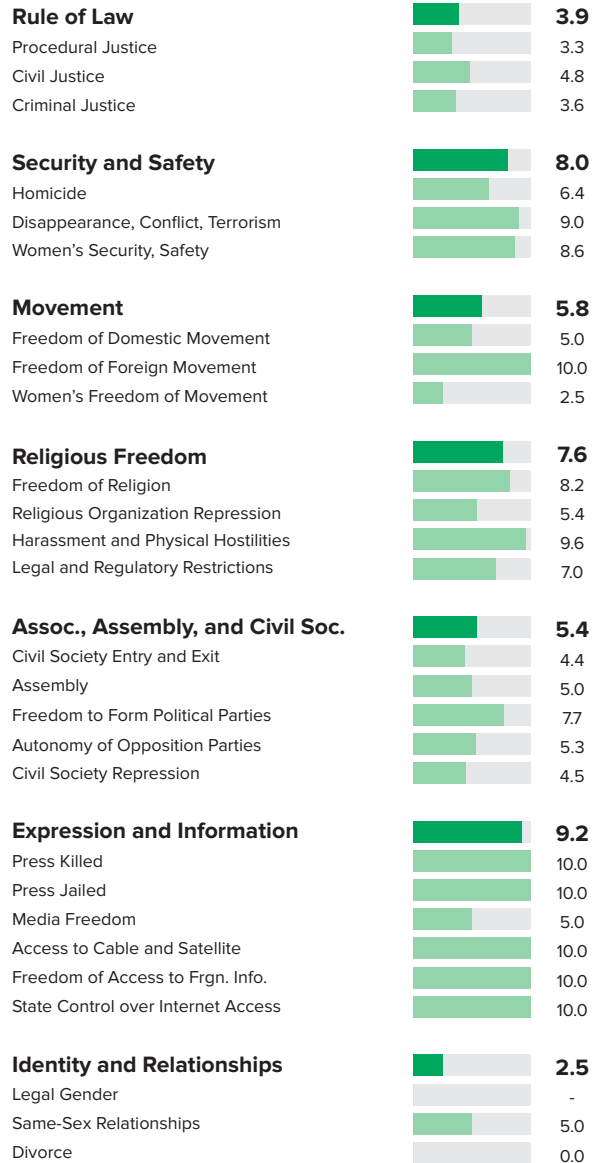
SOUTH ASIA

	2008	2009	2010	2011	2012	2013	2014	2015	2016	2017	2018
Human Freedom	-	-	6.56	6.80	6.64	6.67	6.64	6.60	6.51	6.91	6.89
Ranking	-	-	105	94	97	99	101	103	106	78	85
Economic Freedom	-	-	5.72	6.49	6.41	6.45	6.40	6.36	6.47	6.36	6.29
Personal Freedom	-	-	7.40	7.10	6.87	6.88	6.88	6.84	6.54	7.45	7.48
Rule of Law	-	-	3.9	3.9	3.5	3.4	3.4	3.4	3.3	3.3	3.3
Procedural Justice	-	-	-	-	-	-	-	-	-	-	-
Civil Justice	-	-	-	-	-	-	-	-	-	-	-
Criminal Justice	-	-	-	-	-	-	-	-	-	-	-
Security and Safety	-	-	8.5	8.7	8.2	8.5	8.5	8.5	7.1	8.9	8.9
Homicide	-	-	8.6	8.6	8.6	8.4	8.4	8.4	8.4	8.4	8.4
Disappearance, Conflict, Terrorism	-	-	9.5	10.0	8.5	9.5	9.5	9.5	5.5	9.5	9.5
Women's Security, Safety	-	-	7.5	7.5	7.5	7.5	7.5	7.5	7.5	8.8	8.8
Movement	-	-	10.0	6.7	6.7	6.7	6.7	6.7	6.7	10.0	10.0
Freedom of Domestic Movement	-	-	10.0	10.0	10.0	10.0	10.0	10.0	10.0	10.0	10.0
Freedom of Foreign Movement	-	-	10.0	10.0	10.0	10.0	10.0	10.0	10.0	10.0	10.0
Women's Freedom of Movement	-	-	10.0	0.0	0.0	0.0	0.0	0.0	0.0	10.0	10.0
Religious Freedom	-	-	7.9	7.9	7.9	7.8	8.0	8.4	8.5	8.3	8.3
Freedom of Religion	-	-	8.5	8.5	8.5	8.5	8.5	8.3	8.3	7.2	7.2
Religious Organization Repression	-	-	9.7	9.7	9.7	9.7	9.7	9.7	8.5	8.6	8.6
Harassment and Physical Hostilities	-	-	8.2	7.7	7.4	7.8	7.6	8.8	9.2	9.2	9.2
Legal and Regulatory Restrictions	-	-	5.3	5.9	5.9	5.0	6.0	7.0	8.0	8.0	8.0
Assoc., Assembly, and Civil Soc.	-	-	8.5	8.5	8.5	8.3	8.0	7.2	7.6	7.8	8.1
Civil Society Entry and Exit	-	-	7.9	7.9	7.9	7.9	7.8	7.6	7.2	8.1	8.1
Assembly	-	-	-	-	-	-	-	-	-	-	-
Freedom to Form Political Parties	-	-	7.8	7.8	7.8	7.8	7.8	8.1	8.6	8.6	8.7
Autonomy of Opposition Parties	-	-	8.3	8.3	8.3	7.7	7.7	7.4	7.5	7.5	7.5
Civil Society Repression	-	-	9.9	9.9	9.9	9.9	8.6	5.7	7.1	7.1	8.3
Expression and Information	-	-	8.9	8.9	8.9	8.9	8.9	8.9	8.9	9.2	9.2
Press Killed	-	-	10.0	10.0	10.0	10.0	10.0	10.0	10.0	10.0	10.0
Press Jailed	-	-	10.0	10.0	10.0	10.0	10.0	10.0	10.0	10.0	10.0
Media Freedom	-	-	6.8	6.8	6.8	6.8	6.8	6.8	6.8	7.5	7.5
Access to Cable and Satellite	-	-	-	-	-	-	-	-	-	-	-
Freedom of Access to Frgn. Info.	-	-	-	-	-	-	-	-	-	-	-
State Control over Internet Access	-	-	-	-	-	-	-	-	-	-	-
Identity and Relationships	-	-	7.5	7.5	7.5	7.5	7.5	7.5	7.5	8.8	8.8
Legal Gender	-	-	-	-	-	-	-	-	-	-	-
Same-Sex Relationships	-	-	10.0	10.0	10.0	10.0	10.0	10.0	10.0	10.0	10.0
Divorce	-	-	5.0	5.0	5.0	5.0	5.0	5.0	5.0	7.5	7.5

Personal Freedom

121/162 Ranking

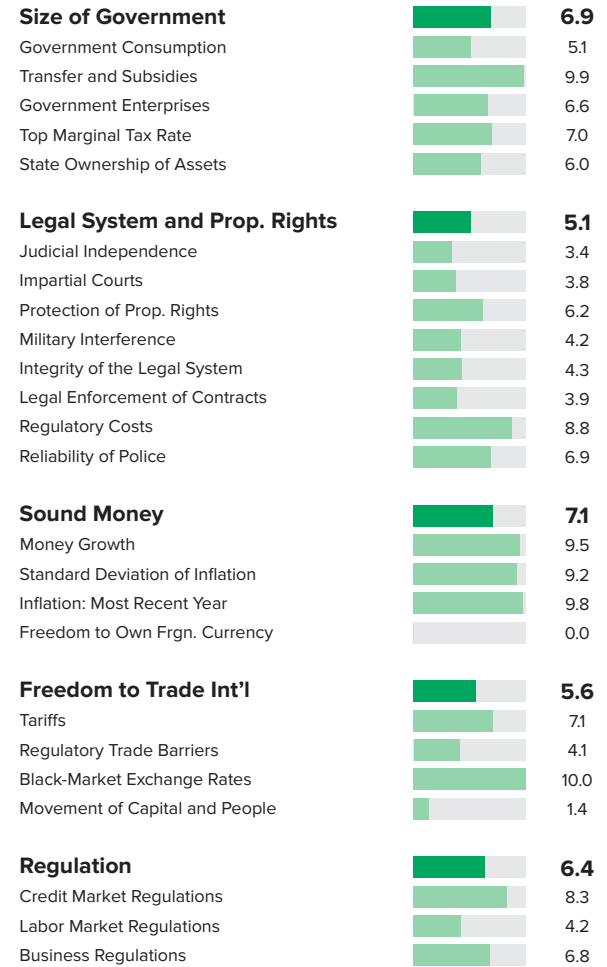
Score 6.01



Economic Freedom

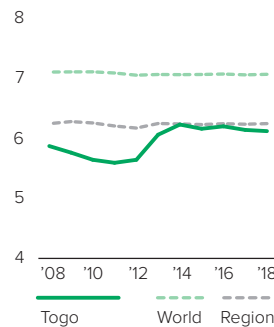
121/162 Ranking

Score 6.25



Human Freedom

Score over Time



Ranking over Time



TOGO

SUB-SAHARAN AFRICA

	2008	2009	2010	2011	2012	2013	2014	2015	2016	2017	2018
Human Freedom Ranking	5.88	5.77	5.65	5.6	5.65	6.07	6.24	6.17	6.21	6.15	6.13
	121	125	136	136	134	128	119	120	123	126	128
Economic Freedom	5.88	5.74	5.52	5.48	5.38	5.90	5.83	5.85	5.87	6.19	6.25
Personal Freedom	5.87	5.79	5.78	5.71	5.91	6.23	6.64	6.48	6.54	6.10	6.01
Rule of Law	4.4	4.3	4.2	4.3	3.8	3.7	3.8	3.9	4.2	4.0	3.9
Procedural Justice	-	-	-	-	-	-	-	-	-	3.4	3.3
Civil Justice	-	-	-	-	-	-	-	-	-	4.7	4.8
Criminal Justice	-	-	-	-	-	-	-	-	-	3.6	3.6
Security and Safety	6.9	6.7	6.7	7.8	7.6	7.7	7.7	7.7	7.7	8.1	8.0
Homicide	6.2	6.2	6.2	6.2	6.2	6.4	6.4	6.4	6.4	6.4	6.4
Disappearance, Conflict, Terrorism	10.0	9.5	9.5	10.0	9.5	9.5	9.5	9.5	9.5	9.5	9.0
Women's Security, Safety	4.4	4.4	4.4	7.2	7.2	7.3	7.3	7.3	7.3	8.5	8.6
Movement	5.0	5.0	5.0	1.7	5.0	8.3	8.3	6.7	6.7	5.8	5.8
Freedom of Domestic Movement	5.0	5.0	5.0	5.0	5.0	5.0	5.0	0.0	0.0	5.0	5.0
Freedom of Foreign Movement	0.0	0.0	0.0	0.0	10.0	10.0	10.0	10.0	10.0	10.0	10.0
Women's Freedom of Movement	10.0	10.0	10.0	0.0	0.0	10.0	10.0	10.0	10.0	2.5	2.5
Religious Freedom	8.8	8.7	8.7	8.4	8.6	8.6	8.6	8.4	8.3	7.6	7.6
Freedom of Religion	8.2	8.2	8.1	7.8	7.8	8.8	8.9	8.8	8.9	8.4	8.2
Religious Organization Repression	8.0	8.0	8.0	8.0	8.0	7.8	7.8	7.8	7.8	5.4	5.4
Harassment and Physical Hostilities	10.0	9.9	9.9	9.9	9.9	9.9	9.9	9.6	9.6	9.6	9.6
Legal and Regulatory Restrictions	9.0	8.7	8.7	7.8	8.8	7.9	7.7	7.6	7.0	7.0	7.0
Assoc., Assembly, and Civil Soc.	6.6	6.6	6.6	6.8	6.8	6.6	6.6	6.6	6.6	5.5	5.4
Civil Society Entry and Exit	7.4	7.4	7.4	7.4	7.4	7.0	7.0	7.0	6.8	5.0	4.4
Assembly	5.0	5.0	5.0	5.0	5.0	5.0	5.0	5.0	5.0	5.0	5.0
Freedom to Form Political Parties	7.9	7.9	7.4	7.9	7.9	7.9	7.9	7.9	7.9	7.9	7.7
Autonomy of Opposition Parties	6.1	6.1	5.4	5.4	5.4	5.4	5.4	5.4	5.4	5.1	5.3
Civil Society Repression	6.8	6.8	7.9	8.3	8.2	7.8	7.8	7.5	7.6	4.4	4.5
Expression and Information	7.7	7.6	7.7	7.6	7.6	7.7	9.0	9.0	9.1	9.2	9.2
Press Killed	10.0	10.0	10.0	10.0	10.0	10.0	10.0	10.0	10.0	10.0	10.0
Press Jailed	10.0	10.0	10.0	10.0	10.0	10.0	10.0	10.0	10.0	10.0	10.0
Media Freedom	2.8	2.5	2.7	3.1	3.0	3.5	4.0	4.2	4.6	5.0	5.0
Access to Cable and Satellite	6.7	6.7	6.7	7.5	7.5	7.5	10.0	10.0	10.0	10.0	10.0
Freedom of Access to Frgn. Info.	6.7	6.7	6.7	7.5	7.5	7.5	10.0	10.0	10.0	10.0	10.0
State Control over Internet Access	10.0	10.0	10.0	7.5	7.5	7.5	10.0	10.0	10.0	10.0	10.0
Identity and Relationships	2.5	2.5	2.5	2.5	2.5	2.5	5.0	5.0	5.0	2.5	2.5
Legal Gender	-	-	-	-	-	-	-	-	-	-	-
Same-Sex Relationships	0.0	0.0	0.0	0.0	0.0	0.0	5.0	5.0	5.0	5.0	5.0
Divorce	5.0	5.0	5.0	5.0	5.0	5.0	5.0	5.0	5.0	0.0	0.0

TRINIDAD AND TOBAGO

LATIN AMERICA & THE CARIBBEAN

Ranking

67

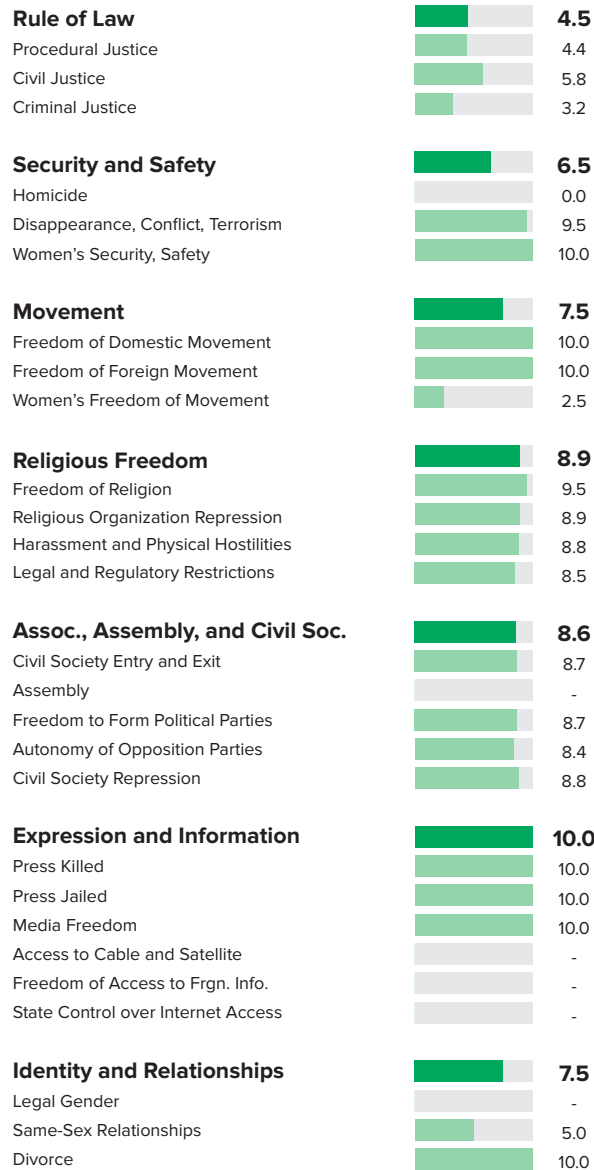
Score

7.13

Personal Freedom

84/162 Ranking

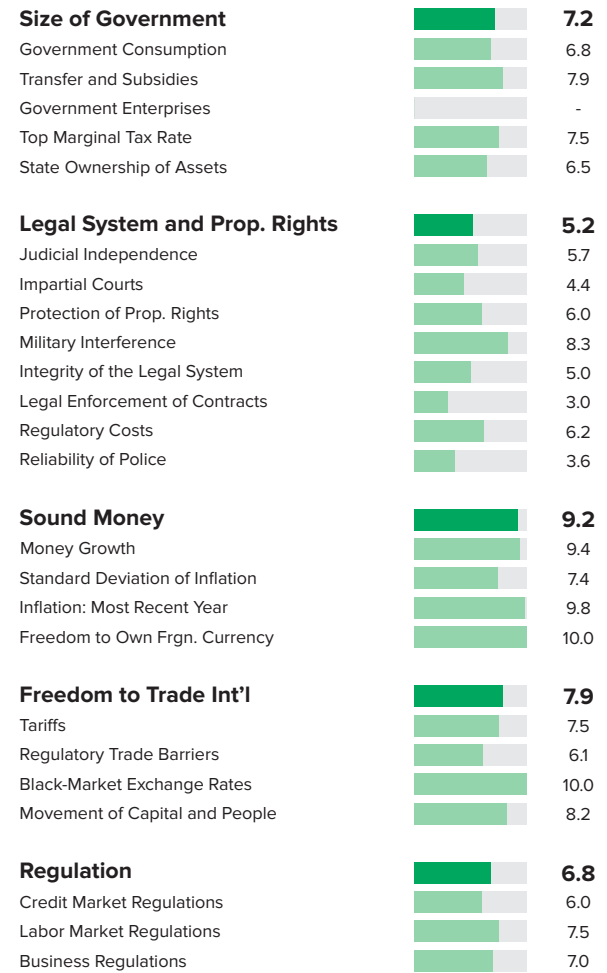
Score **7.00**



Economic Freedom

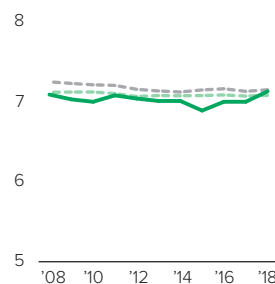
65/162 Ranking

Score **7.26**

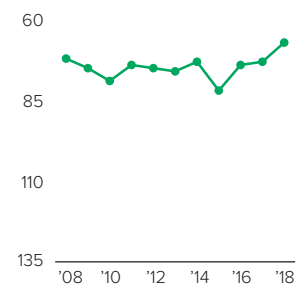


Human Freedom

Score over Time



Ranking over Time



TRINIDAD AND TOBAGO

LATIN AMERICA & THE CARIBBEAN

	2008	2009	2010	2011	2012	2013	2014	2015	2016	2017	2018
Human Freedom Ranking	7.09	7.03	7.00	7.08	7.04	7.01	7.01	6.89	7.00	7.00	7.13
	72	75	79	74	75	76	73	82	74	73	67
Economic Freedom	7.18	7.03	7.04	7.03	6.98	7.21	7.19	6.91	7.23	7.18	7.26
Personal Freedom	7.00	7.03	6.95	7.12	7.09	6.81	6.82	6.86	6.77	6.82	7.00
Rule of Law	5.2	5.3	5.3	5.3	5.0	4.9	5.0	5.0	4.7	4.7	4.5
Procedural Justice	-	-	-	-	-	-	4.9	4.4	4.4	4.2	4.4
Civil Justice	-	-	-	-	-	-	6.1	5.9	5.9	5.8	5.8
Criminal Justice	-	-	-	-	-	-	4.0	3.9	3.9	3.5	3.2
Security and Safety	5.7	5.7	5.7	6.3	6.5	5.6	5.7	5.7	5.7	6.5	6.5
Homicide	0.0	0.0	0.0	0.0	0.0	0.0	0.0	0.0	0.0	0.0	0.0
Disappearance, Conflict, Terrorism	9.5	9.5	9.5	9.0	9.5	9.4	9.5	9.5	9.5	9.5	9.5
Women's Security, Safety	7.5	7.5	7.5	10.0	10.0	7.5	7.5	7.5	7.5	10.0	10.0
Movement	10.0	10.0	10.0	10.0	10.0	10.0	10.0	10.0	10.0	7.5	7.5
Freedom of Domestic Movement	10.0	10.0	10.0	10.0	10.0	10.0	10.0	10.0	10.0	10.0	10.0
Freedom of Foreign Movement	10.0	10.0	10.0	10.0	10.0	10.0	10.0	10.0	10.0	10.0	10.0
Women's Freedom of Movement	10.0	10.0	10.0	10.0	10.0	10.0	10.0	10.0	10.0	2.5	2.5
Religious Freedom	9.2	9.4	9.1	9.1	9.2	9.2	9.1	9.2	9.0	8.9	8.9
Freedom of Religion	8.5	8.5	8.5	8.5	8.5	8.7	8.2	9.4	9.4	9.4	9.5
Religious Organization Repression	9.5	9.5	9.5	9.5	9.5	9.3	9.3	9.3	9.3	9.1	8.9
Harassment and Physical Hostilities	9.3	9.8	9.4	9.7	9.8	9.8	9.8	9.6	8.8	8.8	8.8
Legal and Regulatory Restrictions	9.4	9.7	9.0	8.8	8.8	9.0	9.0	8.5	8.5	8.5	8.5
Assoc., Assembly, and Civil Soc.	9.3	9.3	8.8	8.8	8.8	8.4	8.4	8.6	8.6	8.7	8.6
Civil Society Entry and Exit	9.9	9.9	9.9	9.9	9.9	8.9	8.9	8.9	8.9	8.8	8.7
Assembly	-	-	-	-	-	-	-	-	-	-	-
Freedom to Form Political Parties	8.9	8.9	8.8	8.8	8.8	8.7	8.7	8.7	8.7	8.6	8.7
Autonomy of Opposition Parties	9.4	9.4	7.5	7.5	7.5	6.8	6.8	7.7	7.7	8.4	8.4
Civil Society Repression	9.0	9.0	9.0	9.0	9.0	9.2	9.2	9.2	9.2	8.9	8.8
Expression and Information	9.3	9.3	9.2	9.2	9.2	9.2	9.1	9.1	9.2	10.0	10.0
Press Killed	10.0	10.0	10.0	10.0	10.0	10.0	10.0	10.0	10.0	10.0	10.0
Press Jailed	10.0	10.0	10.0	10.0	10.0	10.0	10.0	10.0	10.0	10.0	10.0
Media Freedom	7.8	7.8	7.6	7.6	7.5	7.6	7.3	7.3	7.5	10.0	10.0
Access to Cable and Satellite	-	-	-	-	-	-	-	-	-	-	-
Freedom of Access to Frgn. Info.	-	-	-	-	-	-	-	-	-	-	-
State Control over Internet Access	-	-	-	-	-	-	-	-	-	-	-
Identity and Relationships	5.0	5.0	5.0	5.0	5.0	5.0	5.0	5.0	5.0	5.0	7.5
Legal Gender	-	-	-	-	-	-	-	-	-	-	-
Same-Sex Relationships	0.0	0.0	0.0	0.0	0.0	0.0	0.0	0.0	0.0	0.0	5.0
Divorce	10.0	10.0	10.0	10.0	10.0	10.0	10.0	10.0	10.0	10.0	10.0

TUNISIA

MIDDLE EAST & NORTH AFRICA

Ranking

132

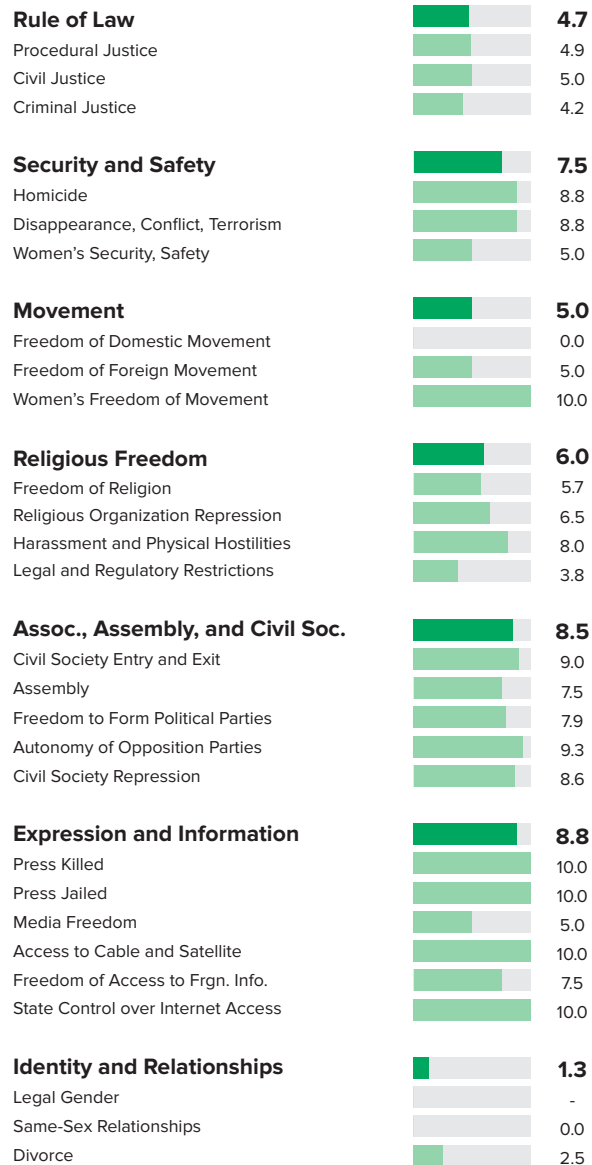
Score

6.04

Personal Freedom

122/162 Ranking

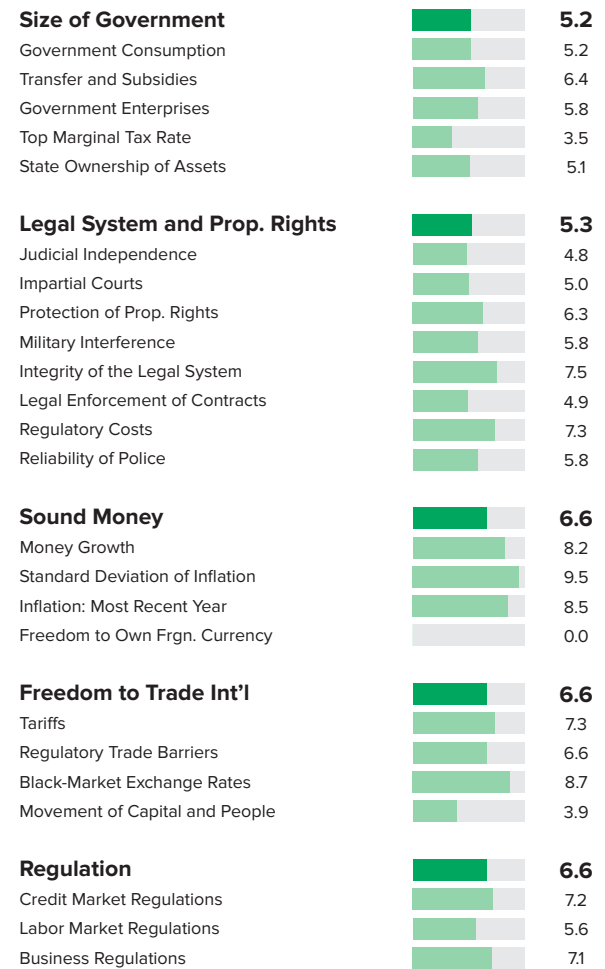
Score 6.00



Economic Freedom

129/162 Ranking

Score 6.07

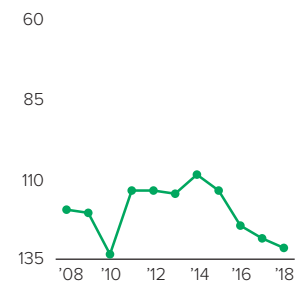


Human Freedom

Score over Time



Ranking over Time



TUNISIA

MIDDLE EAST & NORTH AFRICA

	2008	2009	2010	2011	2012	2013	2014	2015	2016	2017	2018
Human Freedom Ranking	5.89	5.89	5.75	6.27	6.29	6.33	6.43	6.32	6.14	6.07	6.04
	120	121	134	114	114	115	109	114	125	129	132
Economic Freedom	6.38	6.37	6.23	6.50	6.28	6.34	6.41	6.29	6.20	6.11	6.07
Personal Freedom	5.40	5.40	5.27	6.03	6.30	6.32	6.45	6.35	6.07	6.03	6.00
Rule of Law	5.2	5.2	5.2	5.2	4.8	4.8	4.7	4.7	4.8	4.8	4.7
Procedural Justice	4.9	4.9	4.9	4.9	4.6	4.1	4.5	5.1	5.1	4.8	4.9
Civil Justice	5.6	5.6	5.6	5.6	5.4	5.2	4.9	4.9	4.9	4.9	5.0
Criminal Justice	5.2	5.2	5.2	5.2	4.5	4.9	4.6	4.3	4.3	4.3	4.2
Security and Safety	8.6	8.7	8.3	7.6	7.4	7.3	7.4	7.2	7.3	7.6	7.5
Homicide	8.9	9.0	8.9	8.8	8.8	8.8	8.8	8.8	8.8	8.8	8.8
Disappearance, Conflict, Terrorism	9.5	9.5	8.5	9.0	8.5	8.2	8.5	8.0	8.1	9.0	8.8
Women's Security, Safety	7.5	7.5	7.5	5.0	5.0	5.0	5.0	5.0	5.0	5.0	5.0
Movement	5.0	5.0	5.0	5.0	8.3	8.3	8.3	8.3	5.0	5.0	5.0
Freedom of Domestic Movement	0.0	0.0	0.0	0.0	10.0	10.0	10.0	10.0	5.0	0.0	0.0
Freedom of Foreign Movement	5.0	5.0	5.0	10.0	10.0	10.0	10.0	10.0	5.0	5.0	5.0
Women's Freedom of Movement	10.0	10.0	10.0	5.0	5.0	5.0	5.0	5.0	5.0	10.0	10.0
Religious Freedom	3.8	4.0	3.6	6.1	6.1	5.9	5.9	6.0	6.1	6.0	6.0
Freedom of Religion	2.3	2.3	2.4	6.0	6.0	5.7	5.9	5.8	5.9	5.7	5.7
Religious Organization Repression	0.0	0.0	0.0	6.4	6.4	5.5	4.9	5.1	6.5	6.5	6.5
Harassment and Physical Hostilities	9.0	9.3	8.2	8.4	7.3	7.8	7.7	7.9	8.0	8.0	8.0
Legal and Regulatory Restrictions	3.7	4.3	3.7	3.8	4.8	4.7	5.0	5.2	3.8	3.8	3.8
Assoc., Assembly, and Civil Soc.	2.9	2.9	2.8	7.3	7.6	8.3	8.5	8.2	8.4	8.5	8.5
Civil Society Entry and Exit	2.3	2.3	1.7	8.5	8.6	9.0	8.5	8.1	8.1	9.0	9.0
Assembly	2.5	2.5	2.5	5.0	5.0	5.0	7.5	7.5	7.5	7.5	7.5
Freedom to Form Political Parties	3.2	3.2	3.3	7.9	9.0	9.0	8.6	8.1	8.7	8.0	7.9
Autonomy of Opposition Parties	3.7	3.7	3.8	7.1	7.9	9.4	9.4	9.1	9.2	9.3	9.3
Civil Society Repression	2.7	2.7	2.5	8.1	7.4	8.9	8.6	8.2	8.7	8.6	8.6
Expression and Information	5.3	4.9	5.1	7.4	7.9	7.9	8.8	8.7	8.6	8.8	8.8
Press Killed	10.0	10.0	10.0	6.9	10.0	10.0	10.0	10.0	10.0	10.0	10.0
Press Jailed	10.0	8.1	9.1	10.0	10.0	10.0	10.0	10.0	9.1	10.0	10.0
Media Freedom	1.6	1.4	1.4	4.9	4.8	4.6	5.3	4.9	4.8	5.0	5.0
Access to Cable and Satellite	6.7	6.7	6.7	10.0	10.0	10.0	10.0	10.0	10.0	10.0	10.0
Freedom of Access to Frgn. Info.	3.3	3.3	3.3	7.5	7.5	7.5	7.5	7.5	7.5	7.5	7.5
State Control over Internet Access	0.0	0.0	0.0	5.0	5.0	5.0	10.0	10.0	10.0	10.0	10.0
Identity and Relationships	2.5	2.5	2.5	2.5	2.5	2.5	2.5	2.5	2.5	1.3	1.3
Legal Gender	-	-	-	-	-	-	-	-	-	-	-
Same-Sex Relationships	0.0	0.0	0.0	0.0	0.0	0.0	0.0	0.0	0.0	0.0	0.0
Divorce	5.0	5.0	5.0	5.0	5.0	5.0	5.0	5.0	5.0	2.5	2.5

TURKEY

MIDDLE EAST & NORTH AFRICA

Ranking

119

Score

6.27

Personal Freedom

125/162 Ranking

Score **5.92**

Rule of Law	3.9
Procedural Justice	3.4
Civil Justice	4.4
Criminal Justice	3.8

Security and Safety	8.1
Homicide	9.0
Disappearance, Conflict, Terrorism	6.6
Women's Security, Safety	8.8

Movement	6.7
Freedom of Domestic Movement	10.0
Freedom of Foreign Movement	0.0
Women's Freedom of Movement	10.0

Religious Freedom	4.2
Freedom of Religion	3.5
Religious Organization Repression	2.4
Harassment and Physical Hostilities	7.0
Legal and Regulatory Restrictions	3.9

Assoc., Assembly, and Civil Soc.	5.0
Civil Society Entry and Exit	3.6
Assembly	5.0
Freedom to Form Political Parties	7.2
Autonomy of Opposition Parties	7.1
Civil Society Repression	1.9

Expression and Information	5.3
Press Killed	10.0
Press Jailed	1.7
Media Freedom	2.5
Access to Cable and Satellite	5.0
Freedom of Access to Frgn. Info.	7.5
State Control over Internet Access	5.0

Identity and Relationships	8.2
Legal Gender	7.0
Same-Sex Relationships	10.0
Divorce	7.5

Economic Freedom

99/162 Ranking

Score **6.62**

Size of Government	6.9
Government Consumption	5.7
Transfer and Subsidies	6.5
Government Enterprises	10.0
Top Marginal Tax Rate	7.0
State Ownership of Assets	5.2

Legal System and Prop. Rights	4.6
Judicial Independence	3.5
Impartial Courts	4.0
Protection of Prop. Rights	5.1
Military Interference	3.3
Integrity of the Legal System	4.3
Legal Enforcement of Contracts	4.5
Regulatory Costs	8.9
Reliability of Police	5.6

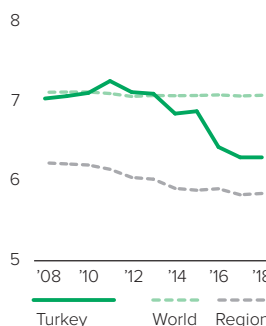
Sound Money	8.5
Money Growth	8.8
Standard Deviation of Inflation	8.5
Inflation: Most Recent Year	6.7
Freedom to Own Frgn. Currency	10.0

Freedom to Trade Int'l	7.2
Tariffs	6.0
Regulatory Trade Barriers	7.6
Black-Market Exchange Rates	10.0
Movement of Capital and People	5.1

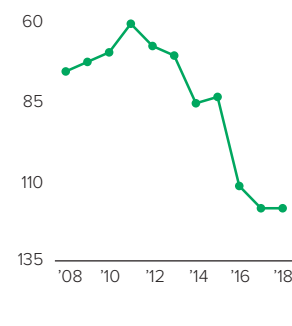
Regulation	6.0
Credit Market Regulations	6.1
Labor Market Regulations	5.4
Business Regulations	6.4

Human Freedom

Score over Time



Ranking over Time



TURKEY

MIDDLE EAST & NORTH AFRICA

	2008	2009	2010	2011	2012	2013	2014	2015	2016	2017	2018
Human Freedom Ranking	7.04	7.07	7.11	7.26	7.12	7.10	6.85	6.83	6.38	6.27	6.27
	76	73	70	61	68	71	86	84	112	119	119
Economic Freedom	6.99	6.88	6.96	7.08	7.03	6.92	6.95	6.94	6.91	6.73	6.62
Personal Freedom	7.08	7.25	7.25	7.43	7.21	7.27	6.74	6.72	5.85	5.81	5.92
Rule of Law	4.8	4.8	4.8	4.8	4.6	4.6	3.9	4.1	4.0	4.0	3.9
Procedural Justice	4.8	4.8	4.8	4.8	4.5	3.3	3.7	3.6	3.6	3.3	3.4
Civil Justice	5.5	5.5	5.5	5.5	5.2	4.9	4.6	4.4	4.4	4.5	4.4
Criminal Justice	4.2	4.2	4.2	4.2	3.9	3.5	4.0	4.0	4.0	3.8	3.8
Security and Safety	8.5	8.6	8.7	8.7	8.4	9.0	8.7	8.3	7.5	7.7	8.1
Homicide	8.2	7.9	8.3	8.3	8.3	8.3	8.3	8.3	8.3	8.3	9.0
Disappearance, Conflict, Terrorism	7.6	8.1	8.2	7.9	7.3	8.8	7.9	6.7	4.3	6.1	6.6
Women's Security, Safety	9.8	9.8	9.8	9.8	9.8	10.0	10.0	10.0	10.0	8.8	8.8
Movement	8.3	10.0	10.0	10.0	10.0	10.0	10.0	10.0	6.7	6.7	6.7
Freedom of Domestic Movement	10.0	10.0	10.0	10.0	10.0	10.0	10.0	10.0	10.0	10.0	10.0
Freedom of Foreign Movement	5.0	10.0	10.0	10.0	10.0	10.0	10.0	10.0	0.0	0.0	0.0
Women's Freedom of Movement	10.0	10.0	10.0	10.0	10.0	10.0	10.0	10.0	10.0	10.0	10.0
Religious Freedom	5.8	5.8	5.6	5.7	5.5	4.9	4.6	5.0	4.1	4.1	4.2
Freedom of Religion	4.9	5.0	4.6	4.6	4.8	3.8	3.7	4.0	3.5	3.5	3.5
Religious Organization Repression	5.3	5.3	4.9	4.9	4.7	4.1	3.9	3.8	2.0	2.1	2.4
Harassment and Physical Hostilities	7.9	8.1	7.3	7.7	7.6	7.2	7.0	7.2	7.0	7.0	7.0
Legal and Regulatory Restrictions	5.3	5.0	5.5	5.6	4.9	4.6	3.7	4.9	3.9	3.9	3.9
Assoc., Assembly, and Civil Soc.	6.6	6.5	6.5	7.1	7.1	6.7	6.2	6.1	5.3	4.9	5.0
Civil Society Entry and Exit	6.7	6.8	6.4	6.4	6.4	5.7	5.7	5.3	4.4	3.5	3.6
Assembly	5.0	5.0	5.0	7.5	7.5	7.5	5.0	5.0	5.0	5.0	5.0
Freedom to Form Political Parties	6.9	6.3	7.5	7.7	7.7	7.7	7.7	8.1	7.0	7.4	7.2
Autonomy of Opposition Parties	8.6	8.6	8.6	8.6	8.6	8.6	8.6	8.5	7.2	7.0	7.1
Civil Society Repression	5.9	5.8	5.1	5.2	5.4	3.8	3.9	3.6	2.8	1.7	1.9
Expression and Information	6.8	6.7	6.6	7.9	7.0	7.1	4.9	6.1	4.7	5.1	5.3
Press Killed	10.0	9.5	9.5	10.0	10.0	10.0	9.6	8.7	9.2	9.6	10.0
Press Jailed	10.0	9.9	9.4	8.9	3.4	4.7	0.0	8.2	0.0	0.8	1.7
Media Freedom	4.3	4.1	3.7	3.6	3.5	2.9	2.6	1.9	1.4	2.5	2.5
Access to Cable and Satellite	6.7	6.7	6.7	10.0	10.0	10.0	5.0	5.0	5.0	5.0	5.0
Freedom of Access to Frgn. Info.	6.7	6.7	6.7	10.0	10.0	10.0	7.5	7.5	7.5	7.5	7.5
State Control over Internet Access	3.3	3.3	3.3	5.0	5.0	5.0	5.0	5.0	5.0	5.0	5.0
Identity and Relationships	10.0	10.0	10.0	10.0	10.0	10.0	10.0	9.0	9.0	8.2	8.2
Legal Gender	-	-	-	-	-	-	-	7.0	7.0	7.0	7.0
Same-Sex Relationships	10.0	10.0	10.0	10.0	10.0	10.0	10.0	10.0	10.0	10.0	10.0
Divorce	10.0	10.0	10.0	10.0	10.0	10.0	10.0	10.0	10.0	7.5	7.5

Personal Freedom

133/162 Ranking Score 5.60

Rule of Law	3.2
Procedural Justice	2.1
Civil Justice	4.3
Criminal Justice	3.1

Security and Safety	7.4
Homicide	5.8
Disappearance, Conflict, Terrorism	8.9
Women's Security, Safety	7.5

Movement	7.5
Freedom of Domestic Movement	10.0
Freedom of Foreign Movement	10.0
Women's Freedom of Movement	2.5

Religious Freedom	6.9
Freedom of Religion	7.5
Religious Organization Repression	5.1
Harassment and Physical Hostilities	7.6
Legal and Regulatory Restrictions	7.6

Assoc., Assembly, and Civil Soc.	5.5
Civil Society Entry and Exit	4.8
Assembly	5.0
Freedom to Form Political Parties	6.7
Autonomy of Opposition Parties	7.1
Civil Society Repression	4.1

Expression and Information	8.8
Press Killed	10.0
Press Jailed	10.0
Media Freedom	5.0
Access to Cable and Satellite	10.0
Freedom of Access to Frgn. Info.	10.0
State Control over Internet Access	7.5

Identity and Relationships	0.8
Legal Gender	0.0
Same-Sex Relationships	0.0
Divorce	2.5

Economic Freedom

50/162 Ranking Score 7.55

Size of Government	7.9
Government Consumption	7.5
Transfer and Subsidies	10.0
Government Enterprises	10.0
Top Marginal Tax Rate	4.0
State Ownership of Assets	7.9

Legal System and Prop. Rights	4.7
Judicial Independence	3.9
Impartial Courts	4.3
Protection of Prop. Rights	4.9
Military Interference	3.3
Integrity of the Legal System	5.7
Legal Enforcement of Contracts	4.9
Regulatory Costs	7.9
Reliability of Police	4.3

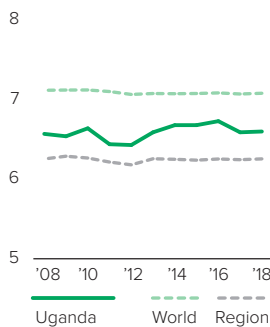
Sound Money	9.5
Money Growth	9.2
Standard Deviation of Inflation	9.4
Inflation: Most Recent Year	9.5
Freedom to Own Frgn. Currency	10.0

Freedom to Trade Int'l	7.8
Tariffs	6.7
Regulatory Trade Barriers	5.1
Black-Market Exchange Rates	10.0
Movement of Capital and People	9.5

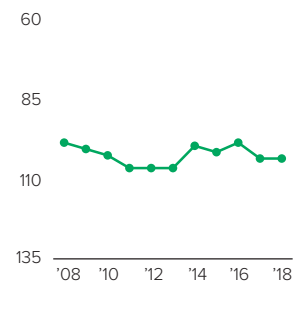
Regulation	7.8
Credit Market Regulations	8.4
Labor Market Regulations	8.6
Business Regulations	6.3

Human Freedom

Score over Time



Ranking over Time



UGANDA

SUB-SAHARAN AFRICA

	2008	2009	2010	2011	2012	2013	2014	2015	2016	2017	2018
Human Freedom Ranking	6.57	6.54	6.64	6.44	6.43	6.59	6.68	6.62	6.67	6.57	6.58
Economic Freedom	7.33	7.43	7.43	7.23	7.31	7.42	7.41	7.41	7.40	7.56	7.55
Personal Freedom	5.80	5.64	5.85	5.64	5.54	5.76	5.95	5.83	5.93	5.58	5.60
Rule of Law	4.1	4.1	4.1	4.1	3.6	3.6	3.5	3.2	3.4	3.4	3.2
Procedural Justice	2.7	2.7	2.7	2.7	2.3	2.3	2.1	2.2	2.2	2.0	2.1
Civil Justice	5.1	5.1	5.1	5.1	4.8	4.8	4.2	4.5	4.5	4.5	4.3
Criminal Justice	4.3	4.3	4.3	4.3	3.7	3.4	3.4	3.4	3.4	3.3	3.1
Security and Safety	6.7	6.1	6.5	6.1	6.2	7.4	6.8	7.0	7.4	7.4	7.4
Homicide	6.5	6.1	6.3	5.7	5.5	5.9	5.4	5.4	5.7	5.6	5.8
Disappearance, Conflict, Terrorism	8.9	7.5	8.5	7.7	8.0	8.8	7.5	8.2	9.1	9.1	8.9
Women's Security, Safety	4.8	4.8	4.8	5.0	5.0	7.5	7.5	7.5	7.5	7.5	7.5
Movement	3.3	3.3	5.0	5.0	5.0	5.0	8.3	8.3	8.3	7.5	7.5
Freedom of Domestic Movement	0.0	0.0	5.0	5.0	5.0	5.0	10.0	10.0	10.0	10.0	10.0
Freedom of Foreign Movement	5.0	5.0	5.0	5.0	5.0	5.0	10.0	10.0	10.0	10.0	10.0
Women's Freedom of Movement	5.0	5.0	5.0	5.0	5.0	5.0	5.0	5.0	5.0	2.5	2.5
Religious Freedom	8.0	7.9	7.6	7.7	7.8	7.4	7.4	7.4	7.2	6.4	6.9
Freedom of Religion	8.8	8.8	9.0	9.0	9.0	9.0	9.0	9.0	8.1	5.8	7.5
Religious Organization Repression	6.1	6.1	6.1	6.1	6.3	5.0	5.0	5.0	5.3	4.5	5.1
Harassment and Physical Hostilities	8.7	9.2	7.7	8.1	8.1	8.3	8.5	7.6	7.6	7.6	7.6
Legal and Regulatory Restrictions	8.3	7.6	7.8	7.8	7.9	7.2	7.0	8.1	7.6	7.6	7.6
Assoc., Assembly, and Civil Soc.	6.9	6.9	6.8	6.3	6.3	5.9	5.8	5.8	5.8	5.7	5.5
Civil Society Entry and Exit	7.5	7.6	7.6	7.6	7.6	6.3	6.2	6.2	6.2	6.3	4.8
Assembly	7.5	7.5	7.5	5.0	5.0	5.0	5.0	5.0	5.0	5.0	5.0
Freedom to Form Political Parties	6.9	6.9	6.9	6.9	6.9	6.5	6.5	6.5	6.3	6.5	6.7
Autonomy of Opposition Parties	7.0	7.0	7.0	7.0	7.0	6.8	6.8	6.8	6.8	7.0	7.1
Civil Society Repression	5.4	5.5	5.2	5.2	5.2	5.0	4.7	4.7	4.5	3.8	4.1
Expression and Information	9.0	9.0	8.7	8.0	8.2	8.1	8.6	8.6	8.6	8.4	8.8
Press Killed	10.0	10.0	8.0	9.1	10.0	10.0	10.0	10.0	10.0	10.0	10.0
Press Jailed	10.0	10.0	10.0	10.0	10.0	10.0	10.0	10.0	10.0	8.1	10.0
Media Freedom	4.2	4.2	4.2	3.8	4.1	3.8	4.0	4.0	3.9	5.0	5.0
Access to Cable and Satellite	10.0	10.0	10.0	10.0	10.0	10.0	10.0	10.0	10.0	10.0	10.0
Freedom of Access to Frgn. Info.	10.0	10.0	10.0	7.5	7.5	7.5	10.0	10.0	10.0	10.0	10.0
State Control over Internet Access	10.0	10.0	10.0	7.5	7.5	7.5	7.5	7.5	7.5	7.5	7.5
Identity and Relationships	3.8	3.8	3.8	3.8	3.8	3.8	3.8	2.5	2.5	0.8	0.8
Legal Gender	-	-	-	-	-	-	-	0.0	0.0	0.0	0.0
Same-Sex Relationships	0.0	0.0	0.0	0.0	0.0	0.0	0.0	0.0	0.0	0.0	0.0
Divorce	7.5	7.5	7.5	7.5	7.5	7.5	7.5	7.5	7.5	2.5	2.5

UKRAINE

EASTERN EUROPE

Ranking

110

Score

6.45

Personal Freedom

92/162 Ranking

Score 6.83

Rule of Law 4.6

Procedural Justice	4.9
Civil Justice	5.4
Criminal Justice	3.6

Security and Safety 8.0

Homicide	7.5
Disappearance, Conflict, Terrorism	6.6
Women's Security, Safety	10.0

Movement 6.7

Freedom of Domestic Movement	0.0
Freedom of Foreign Movement	10.0
Women's Freedom of Movement	10.0

Religious Freedom 6.2

Freedom of Religion	5.2
Religious Organization Repression	4.5
Harassment and Physical Hostilities	7.5
Legal and Regulatory Restrictions	7.6

Assoc., Assembly, and Civil Soc. 6.8

Civil Society Entry and Exit	5.9
Assembly	7.5
Freedom to Form Political Parties	5.7
Autonomy of Opposition Parties	6.4
Civil Society Repression	8.5

Expression and Information 7.9

Press Killed	10.0
Press Jailed	9.8
Media Freedom	5.0
Access to Cable and Satellite	7.5
Freedom of Access to Frgn. Info.	7.5
State Control over Internet Access	7.5

Identity and Relationships 9.0

Legal Gender	7.0
Same-Sex Relationships	10.0
Divorce	10.0

Economic Freedom

131/162 Ranking

Score 6.06

Size of Government 6.7

Government Consumption	5.0
Transfer and Subsidies	5.5
Government Enterprises	8.3
Top Marginal Tax Rate	8.5
State Ownership of Assets	6.3

Legal System and Prop. Rights 4.6

Judicial Independence	3.4
Impartial Courts	3.7
Protection of Prop. Rights	5.1
Military Interference	8.3
Integrity of the Legal System	5.3
Legal Enforcement of Contracts	4.3
Regulatory Costs	9.2
Reliability of Police	4.6

Sound Money 5.6

Money Growth	8.7
Standard Deviation of Inflation	6.1
Inflation: Most Recent Year	7.8
Freedom to Own Frgn. Currency	0.0

Freedom to Trade Int'l 6.8

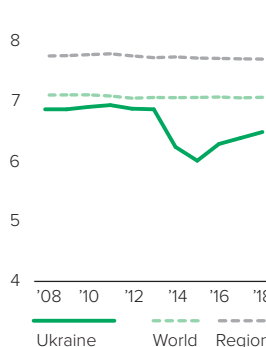
Tariffs	8.8
Regulatory Trade Barriers	6.3
Black-Market Exchange Rates	10.0
Movement of Capital and People	2.0

Regulation 6.6

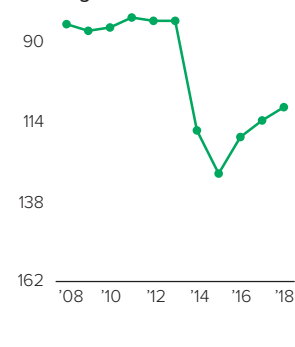
Credit Market Regulations	7.8
Labor Market Regulations	5.4
Business Regulations	6.7

Human Freedom

Score over Time



Ranking over Time



UKRAINE

EASTERN EUROPE

	2008	2009	2010	2011	2012	2013	2014	2015	2016	2017	2018
Human Freedom Ranking	6.88	6.88	6.92	6.95	6.89	6.88	6.25	5.97	6.25	6.35	6.45
	85	87	86	83	84	84	117	130	119	114	110
Economic Freedom	5.90	5.86	5.90	6.12	6.20	6.13	5.96	5.36	5.84	5.86	6.06
Personal Freedom	7.86	7.89	7.93	7.78	7.58	7.63	6.53	6.58	6.66	6.83	6.83
Rule of Law	4.7	4.7	4.7	4.7	4.5	4.5	4.5	4.6	4.6	4.5	4.6
Procedural Justice	5.1	5.1	5.1	5.1	4.8	5.1	5.1	4.8	4.8	5.1	4.9
Civil Justice	5.2	5.2	5.2	5.2	5.2	4.9	4.7	5.1	5.1	5.4	5.4
Criminal Justice	3.9	3.9	3.9	3.9	3.3	3.6	4.0	3.7	3.7	3.7	3.6
Security and Safety	9.1	9.2	9.3	9.1	8.8	8.7	6.1	6.4	8.0	7.9	8.0
Homicide	7.9	8.1	8.3	7.9	7.9	7.5	7.5	7.5	7.5	7.5	7.5
Disappearance, Conflict, Terrorism	9.5	9.5	9.5	9.5	8.5	8.5	0.9	1.7	6.5	6.3	6.6
Women's Security, Safety	10.0	10.0	10.0	10.0	10.0	10.0	10.0	10.0	10.0	10.0	10.0
Movement	8.3	8.3	10.0	10.0	10.0	10.0	8.3	8.3	5.0	6.7	6.7
Freedom of Domestic Movement	5.0	5.0	10.0	10.0	10.0	10.0	5.0	5.0	0.0	0.0	0.0
Freedom of Foreign Movement	10.0	10.0	10.0	10.0	10.0	10.0	10.0	10.0	5.0	10.0	10.0
Women's Freedom of Movement	10.0	10.0	10.0	10.0	10.0	10.0	10.0	10.0	10.0	10.0	10.0
Religious Freedom	8.4	8.6	8.0	7.8	7.1	8.2	6.9	6.6	6.8	6.7	6.2
Freedom of Religion	8.7	8.7	9.0	6.8	6.8	8.2	6.3	6.0	6.0	6.5	5.2
Religious Organization Repression	8.8	8.8	8.7	8.6	6.5	8.7	6.0	5.4	6.0	5.4	4.5
Harassment and Physical Hostilities	8.2	8.8	7.8	8.2	8.1	8.5	7.8	7.7	7.5	7.5	7.5
Legal and Regulatory Restrictions	8.0	8.1	6.7	7.5	7.0	7.5	7.5	7.5	7.6	7.6	7.6
Assoc., Assembly, and Civil Soc.	8.1	8.1	7.3	7.2	7.3	7.2	6.5	6.6	6.7	6.8	6.8
Civil Society Entry and Exit	6.7	6.7	6.7	6.9	6.9	6.8	6.1	5.8	5.6	6.3	5.9
Assembly	7.5	7.5	7.5	7.5	7.5	7.5	7.5	7.5	7.5	7.5	7.5
Freedom to Form Political Parties	9.0	9.0	8.1	7.4	8.1	8.1	6.3	5.6	5.9	5.9	5.7
Autonomy of Opposition Parties	9.1	9.1	7.0	7.0	7.0	6.9	6.8	6.9	7.1	6.5	6.4
Civil Society Repression	8.4	8.0	7.2	7.2	7.2	6.7	5.8	7.1	7.6	7.8	8.5
Expression and Information	9.2	9.2	9.1	8.2	8.2	8.1	7.0	7.8	7.7	7.9	7.9
Press Killed	10.0	10.0	10.0	10.0	10.0	10.0	4.8	9.3	9.3	10.0	10.0
Press Jailed	10.0	10.0	10.0	10.0	10.0	10.0	10.0	10.0	10.0	9.8	9.8
Media Freedom	5.0	5.3	4.8	4.4	4.2	3.8	4.4	4.8	4.7	5.0	5.0
Access to Cable and Satellite	10.0	10.0	10.0	10.0	10.0	10.0	7.5	7.5	7.5	7.5	7.5
Freedom of Access to Frgn. Info.	10.0	10.0	10.0	5.0	5.0	5.0	7.5	7.5	7.5	7.5	7.5
State Control over Internet Access	10.0	10.0	10.0	10.0	10.0	10.0	7.5	7.5	7.5	7.5	7.5
Identity and Relationships	10.0	10.0	10.0	10.0	10.0	10.0	10.0	9.0	9.0	9.0	9.0
Legal Gender	-	-	-	-	-	-	-	7.0	7.0	7.0	7.0
Same-Sex Relationships	10.0	10.0	10.0	10.0	10.0	10.0	10.0	10.0	10.0	10.0	10.0
Divorce	10.0	10.0	10.0	10.0	10.0	10.0	10.0	10.0	10.0	10.0	10.0

UNITED ARAB EMIRATES

MIDDLE EAST & NORTH AFRICA

Ranking

124

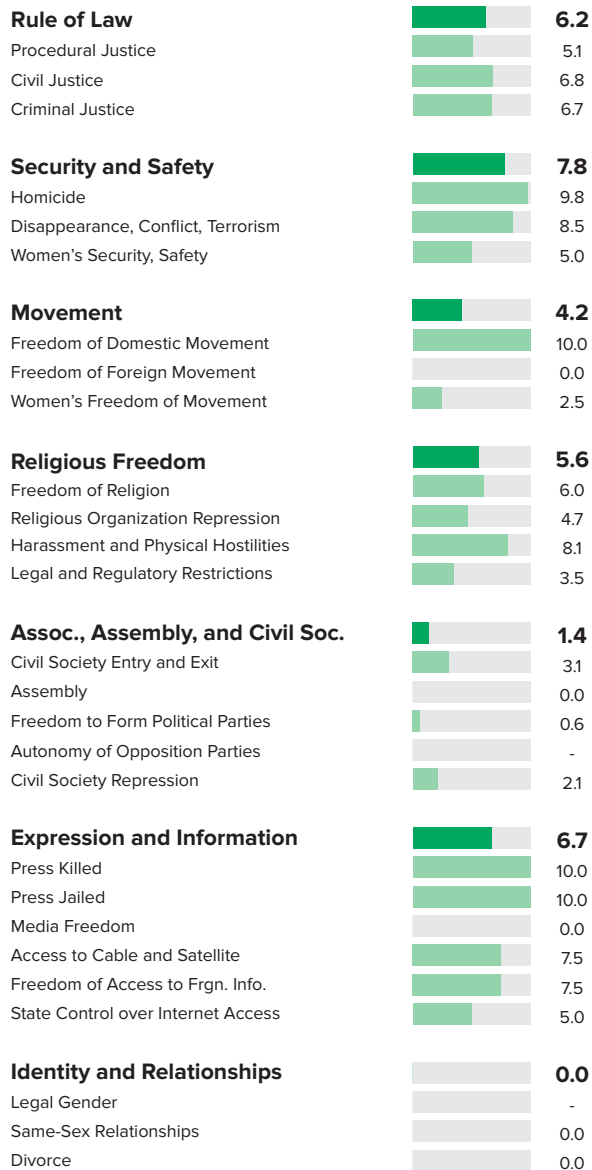
Score

6.17

Personal Freedom

142/162 Ranking

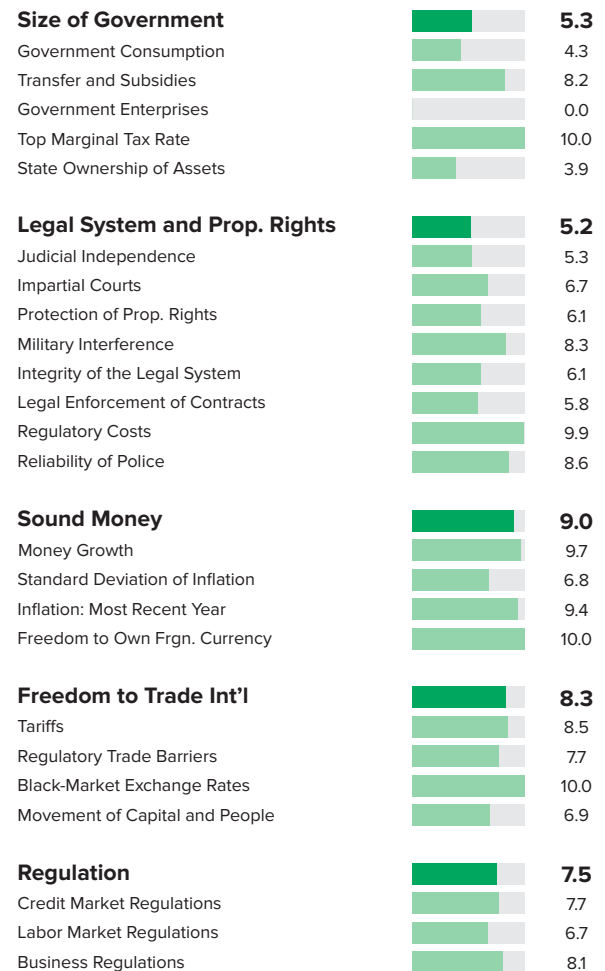
Score 5.28



Economic Freedom

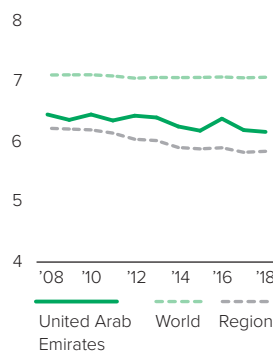
74/162 Ranking

Score 7.05

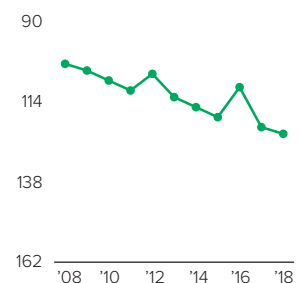


Human Freedom

Score over Time



Ranking over Time



UNITED ARAB EMIRATES

MIDDLE EAST & NORTH AFRICA

	2008	2009	2010	2011	2012	2013	2014	2015	2016	2017	2018
Human Freedom Ranking	6.46	6.37	6.46	6.36	6.44	6.41	6.26	6.19	6.39	6.20	6.17
	103	105	108	111	106	113	116	119	110	122	124
Economic Freedom	7.44	7.25	7.43	7.49	7.49	7.40	7.29	7.14	7.27	7.10	7.05
Personal Freedom	5.48	5.49	5.49	5.22	5.39	5.42	5.22	5.24	5.50	5.30	5.28
Rule of Law	6.5	6.5	6.5	6.5	6.8	6.8	6.6	6.3	6.4	6.4	6.2
Procedural Justice	6.1	6.1	6.1	6.1	6.5	5.9	4.8	5.3	5.3	5.1	5.1
Civil Justice	6.0	6.0	6.0	6.0	5.9	6.3	6.8	6.8	6.8	6.6	6.8
Criminal Justice	7.5	7.5	7.5	7.5	7.8	7.7	7.4	6.9	6.9	6.7	6.7
Security and Safety	8.6	8.6	8.6	8.3	8.2	8.2	7.9	7.7	8.0	7.7	7.8
Homicide	9.7	9.7	9.7	9.8	9.7	9.7	9.7	9.7	9.6	9.6	9.8
Disappearance, Conflict, Terrorism	10.0	10.0	10.0	10.0	10.0	10.0	9.0	8.5	9.5	8.5	8.5
Women's Security, Safety	6.0	6.0	6.0	5.0	5.0	5.0	5.0	5.0	5.0	5.0	5.0
Movement	1.7	1.7	1.7	1.7	3.3	3.3	1.7	3.3	5.0	4.2	4.2
Freedom of Domestic Movement	0.0	0.0	0.0	0.0	10.0	10.0	5.0	10.0	10.0	10.0	10.0
Freedom of Foreign Movement	0.0	0.0	0.0	5.0	0.0	0.0	0.0	0.0	5.0	0.0	0.0
Women's Freedom of Movement	5.0	5.0	5.0	0.0	0.0	0.0	0.0	0.0	0.0	2.5	2.5
Religious Freedom	5.9	6.0	6.0	5.8	5.6	6.0	6.0	5.7	5.6	5.6	5.6
Freedom of Religion	5.0	5.0	6.0	5.6	5.6	5.6	5.6	6.0	6.0	6.0	6.0
Religious Organization Repression	4.1	4.1	4.1	4.1	4.1	4.1	4.1	4.1	4.7	4.7	4.7
Harassment and Physical Hostilities	9.7	9.8	9.3	8.8	8.2	8.7	8.8	8.5	8.1	8.1	8.1
Legal and Regulatory Restrictions	5.0	5.3	4.9	4.7	4.6	5.5	5.5	4.4	3.5	3.5	3.5
Assoc., Assembly, and Civil Soc.	2.4	2.4	2.4	1.6	1.2	1.2	1.2	1.3	1.4	1.4	1.4
Civil Society Entry and Exit	3.6	3.6	3.6	3.2	3.2	3.2	3.2	3.2	3.6	3.6	3.1
Assembly	2.5	2.5	2.5	0.0	0.0	0.0	0.0	0.0	0.0	0.0	0.0
Freedom to Form Political Parties	0.6	0.6	0.6	0.6	0.6	0.6	0.6	0.6	0.6	0.6	0.6
Autonomy of Opposition Parties	-	-	-	-	-	-	-	-	-	-	-
Civil Society Repression	2.9	2.9	2.9	2.5	1.0	1.0	1.0	1.3	1.4	1.4	2.1
Expression and Information	7.2	7.2	7.2	6.3	6.3	6.2	7.1	6.8	7.0	6.7	6.7
Press Killed	10.0	10.0	10.0	10.0	10.0	10.0	10.0	10.0	10.0	10.0	10.0
Press Jailed	10.0	10.0	10.0	10.0	10.0	10.0	10.0	8.9	10.0	10.0	10.0
Media Freedom	3.3	3.0	3.0	2.9	2.6	2.3	2.3	2.1	2.1	0.0	0.0
Access to Cable and Satellite	10.0	10.0	10.0	5.0	5.0	5.0	7.5	7.5	7.5	7.5	7.5
Freedom of Access to Frgn. Info.	6.7	6.7	6.7	7.5	7.5	7.5	7.5	7.5	7.5	7.5	7.5
State Control over Internet Access	3.3	3.3	3.3	2.5	2.5	2.5	5.0	5.0	5.0	5.0	5.0
Identity and Relationships	0.0	0.0	0.0	0.0	0.0	0.0	0.0	0.0	0.0	0.0	0.0
Legal Gender	-	-	-	-	-	-	-	-	-	-	-
Same-Sex Relationships	0.0	0.0	0.0	0.0	0.0	0.0	0.0	0.0	0.0	0.0	0.0
Divorce	0.0	0.0	0.0	0.0	0.0	0.0	0.0	0.0	0.0	0.0	0.0

UNITED KINGDOM

WESTERN EUROPE

Ranking

17

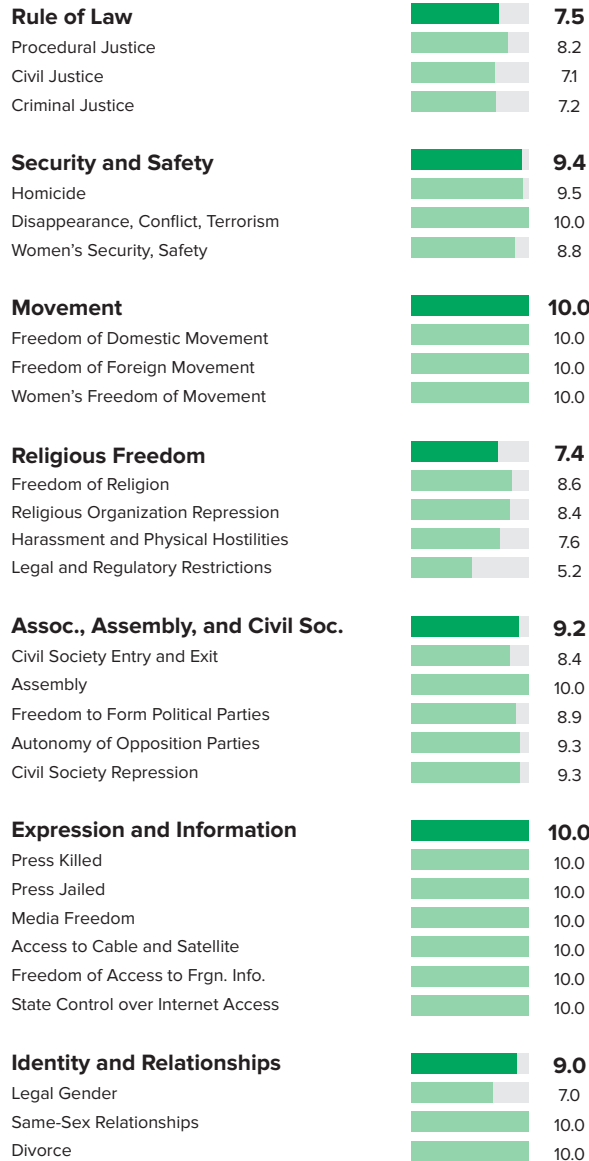
Score

8.44

Personal Freedom

21/162 Ranking

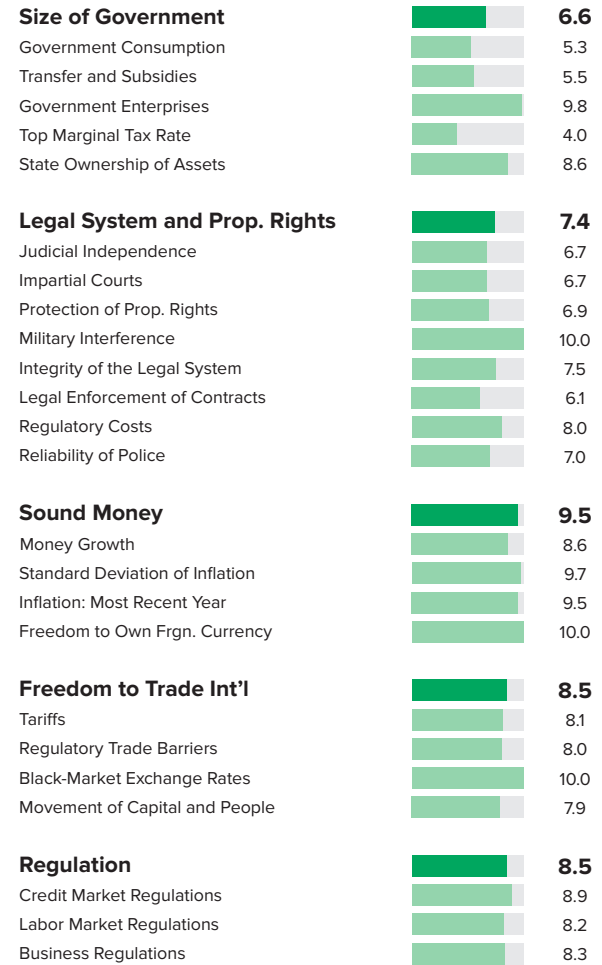
Score 8.79



Economic Freedom

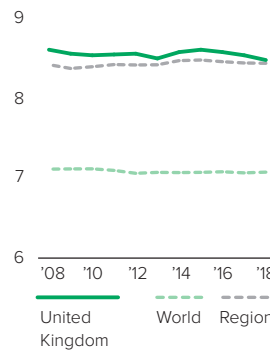
13/162 Ranking

Score 8.08

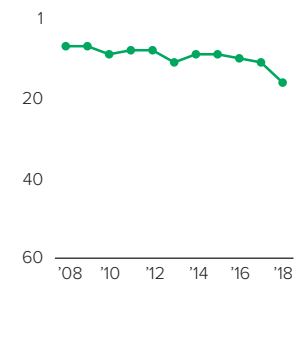


Human Freedom

Score over Time



Ranking over Time



UNITED KINGDOM

WESTERN EUROPE

	2008	2009	2010	2011	2012	2013	2014	2015	2016	2017	2018
Human Freedom Ranking	8.62	8.57	8.55	8.56	8.57	8.51	8.59	8.57	8.54	8.50	8.44
	8	8	10	9	9	12	10	10	11	12	17
Economic Freedom	8.13	8.02	8.05	8.04	8.10	8.01	8.07	8.16	8.15	8.16	8.08
Personal Freedom	9.10	9.11	9.05	9.07	9.03	9.01	9.10	8.98	8.93	8.83	8.79
Rule of Law	7.7	7.7	7.7	7.7	7.4	7.4	7.7	7.8	7.7	7.7	7.5
Procedural Justice	8.3	8.3	8.3	8.3	7.9	8.1	8.2	8.2	8.2	8.5	8.2
Civil Justice	7.2	7.2	7.2	7.2	7.2	7.4	7.5	7.5	7.5	7.3	7.1
Criminal Justice	7.5	7.5	7.5	7.5	7.2	7.6	7.6	7.4	7.4	7.5	7.2
Security and Safety	9.8	9.8	9.8	9.8	9.8	9.9	9.9	9.9	9.8	9.3	9.4
Homicide	9.5	9.5	9.5	9.6	9.6	9.6	9.6	9.6	9.5	9.5	9.5
Disappearance, Conflict, Terrorism	10.0	10.0	10.0	10.0	10.0	10.0	10.0	10.0	10.0	9.8	10.0
Women's Security, Safety	9.8	9.8	9.8	9.8	9.8	10.0	10.0	10.0	10.0	8.8	8.8
Movement	10.0	10.0	10.0	10.0	10.0	10.0	10.0	10.0	10.0	10.0	10.0
Freedom of Domestic Movement	10.0	10.0	10.0	10.0	10.0	10.0	10.0	10.0	10.0	10.0	10.0
Freedom of Foreign Movement	10.0	10.0	10.0	10.0	10.0	10.0	10.0	10.0	10.0	10.0	10.0
Women's Freedom of Movement	10.0	10.0	10.0	10.0	10.0	10.0	10.0	10.0	10.0	10.0	10.0
Religious Freedom	8.4	8.5	7.9	8.0	8.4	8.0	8.1	7.8	7.5	7.5	7.4
Freedom of Religion	9.8	9.8	9.8	9.8	10.0	8.6	8.6	8.6	8.6	8.6	8.6
Religious Organization Repression	9.0	9.0	9.0	9.0	9.8	8.8	8.8	8.8	8.8	8.5	8.4
Harassment and Physical Hostilities	7.9	8.1	7.5	8.0	7.6	7.8	8.3	7.8	7.6	7.6	7.6
Legal and Regulatory Restrictions	6.9	7.1	5.2	5.3	6.1	6.8	6.8	5.8	5.2	5.2	5.2
Assoc., Assembly, and Civil Soc.	9.3	9.3	9.3	9.3	9.3	9.4	9.4	9.4	9.4	9.2	9.2
Civil Society Entry and Exit	8.5	8.5	8.5	8.5	8.5	8.6	8.5	8.6	8.6	8.4	8.4
Assembly	10.0	10.0	10.0	10.0	10.0	10.0	10.0	10.0	10.0	10.0	10.0
Freedom to Form Political Parties	9.1	9.1	9.1	9.1	9.1	8.9	8.9	8.9	8.9	8.9	8.9
Autonomy of Opposition Parties	9.6	9.6	9.6	9.6	9.6	9.6	9.6	9.6	9.6	9.4	9.3
Civil Society Repression	9.4	9.4	9.4	9.4	9.4	9.9	9.9	9.8	9.8	9.4	9.3
Expression and Information	9.7	9.7	9.7	9.6	9.6	9.6	9.6	9.6	9.6	10.0	10.0
Press Killed	10.0	10.0	10.0	10.0	10.0	10.0	10.0	10.0	10.0	10.0	10.0
Press Jailed	10.0	10.0	10.0	10.0	10.0	10.0	10.0	10.0	10.0	10.0	10.0
Media Freedom	8.0	8.0	8.0	7.7	7.7	7.4	7.4	7.4	7.4	10.0	10.0
Access to Cable and Satellite	10.0	10.0	10.0	10.0	10.0	10.0	10.0	10.0	10.0	10.0	10.0
Freedom of Access to Frgn. Info.	10.0	10.0	10.0	10.0	10.0	10.0	10.0	10.0	10.0	10.0	10.0
State Control over Internet Access	10.0	10.0	10.0	10.0	10.0	10.0	10.0	10.0	10.0	10.0	10.0
Identity and Relationships	10.0	10.0	10.0	10.0	10.0	10.0	10.0	9.0	9.0	9.0	9.0
Legal Gender	-	-	-	-	-	-	-	7.0	7.0	7.0	7.0
Same-Sex Relationships	10.0	10.0	10.0	10.0	10.0	10.0	10.0	10.0	10.0	10.0	10.0
Divorce	10.0	10.0	10.0	10.0	10.0	10.0	10.0	10.0	10.0	10.0	10.0

UNITED STATES

NORTH AMERICA

Ranking

17

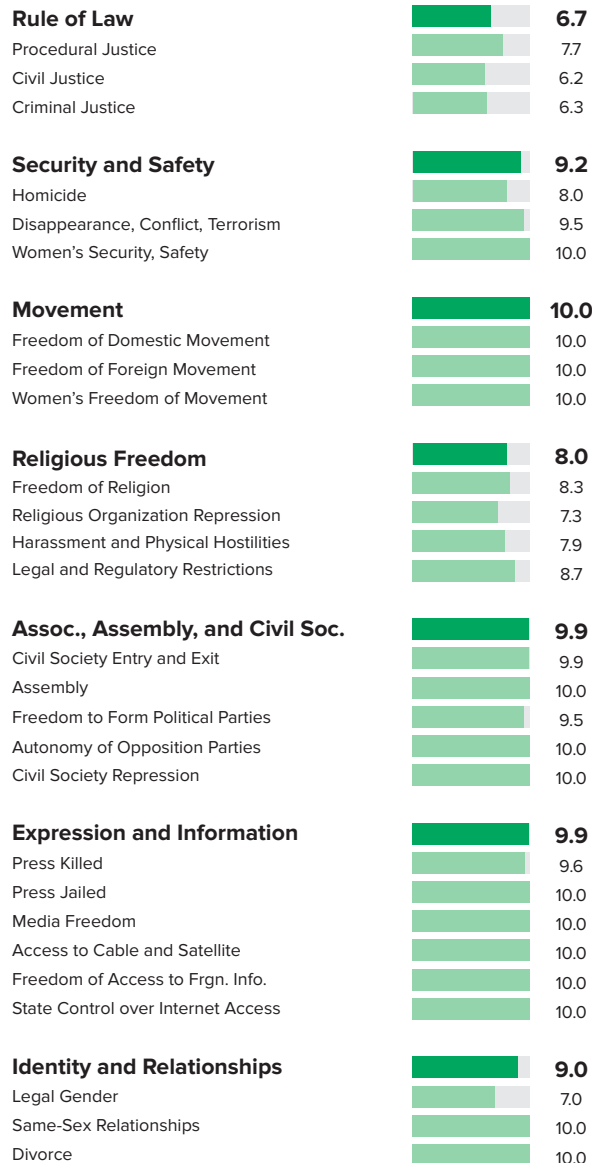
Score

8.44

Personal Freedom

29/162 Ranking

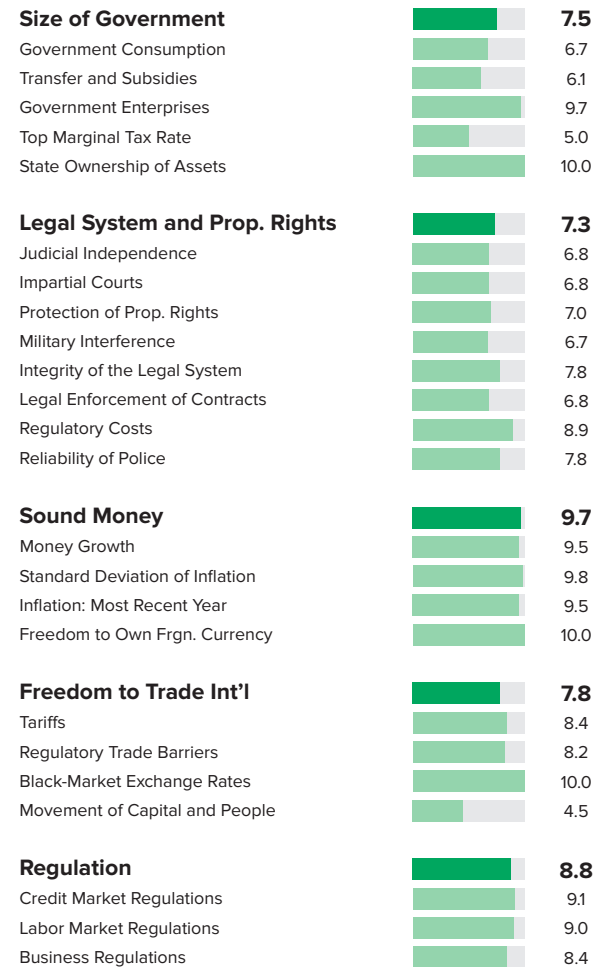
Score 8.66



Economic Freedom

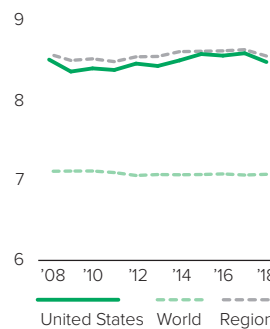
6/162 Ranking

Score 8.22

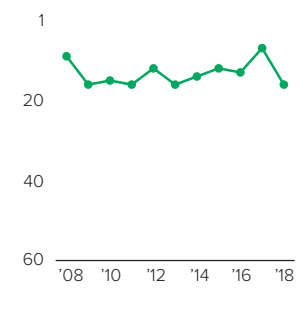


Human Freedom

Score over Time



Ranking over Time



UNITED STATES

NORTH AMERICA

	2008	2009	2010	2011	2012	2013	2014	2015	2016	2017	2018
Human Freedom Ranking	8.52	8.37	8.41	8.39	8.47	8.44	8.51	8.54	8.52	8.55	8.44
	10	17	16	17	13	17	15	13	14	8	17
Economic Freedom	8.34	8.03	8.12	8.07	8.15	8.07	8.16	8.27	8.32	8.34	8.22
Personal Freedom	8.70	8.71	8.69	8.70	8.78	8.80	8.85	8.81	8.71	8.75	8.66
Rule of Law	6.8	6.8	6.8	6.8	6.5	6.5	6.7	7.1	7.0	6.9	6.7
Procedural Justice	7.3	7.3	7.3	7.3	6.8	7.1	8.1	7.6	7.6	7.7	7.7
Civil Justice	6.5	6.5	6.5	6.5	6.1	6.7	6.5	6.7	6.7	6.4	6.2
Criminal Justice	6.5	6.5	6.5	6.5	6.5	6.4	6.8	6.5	6.5	6.3	6.3
Security and Safety	9.2	9.2	9.3	9.3	9.3	9.4	9.4	9.3	9.1	9.1	9.2
Homicide	7.8	8.0	8.1	8.1	8.1	8.2	8.2	8.0	7.9	7.9	8.0
Disappearance, Conflict, Terrorism	9.9	9.9	9.9	10.0	9.9	10.0	10.0	10.0	9.4	9.3	9.5
Women's Security, Safety	9.8	9.8	9.8	9.8	9.8	10.0	10.0	10.0	10.0	10.0	10.0
Movement	8.3	8.3	8.3	8.3	10.0	10.0	10.0	10.0	10.0	10.0	10.0
Freedom of Domestic Movement	10.0	10.0	10.0	10.0	10.0	10.0	10.0	10.0	10.0	10.0	10.0
Freedom of Foreign Movement	5.0	5.0	5.0	5.0	10.0	10.0	10.0	10.0	10.0	10.0	10.0
Women's Freedom of Movement	10.0	10.0	10.0	10.0	10.0	10.0	10.0	10.0	10.0	10.0	10.0
Religious Freedom	9.2	9.2	8.9	9.0	8.9	8.9	8.8	8.6	8.6	8.5	8.0
Freedom of Religion	10.0	10.0	10.0	10.0	10.0	10.0	10.0	10.0	9.4	9.2	8.3
Religious Organization Repression	8.7	8.8	8.7	8.7	8.7	8.6	8.6	8.6	8.4	8.4	7.3
Harassment and Physical Hostilities	8.6	8.6	7.8	8.3	8.1	8.2	7.8	7.3	7.9	7.9	7.9
Legal and Regulatory Restrictions	9.5	9.5	9.1	8.8	8.8	8.8	8.8	8.5	8.7	8.7	8.7
Assoc., Assembly, and Civil Soc.	9.8	9.8	9.8	9.8	9.8	9.8	9.8	9.8	9.8	9.9	9.9
Civil Society Entry and Exit	10.0	10.0	10.0	10.0	10.0	10.0	10.0	10.0	10.0	9.9	9.9
Assembly	10.0	10.0	10.0	10.0	10.0	10.0	10.0	10.0	10.0	10.0	10.0
Freedom to Form Political Parties	9.7	9.7	9.7	9.7	9.7	9.5	9.5	9.5	9.5	9.8	9.5
Autonomy of Opposition Parties	10.0	10.0	10.0	10.0	10.0	10.0	10.0	10.0	10.0	10.0	10.0
Civil Society Repression	9.5	9.5	9.5	9.5	9.5	9.5	9.5	9.5	9.5	10.0	10.0
Expression and Information	9.7	9.7	9.7	9.7	9.7	9.6	9.6	9.6	9.6	10.0	9.9
Press Killed	10.0	10.0	10.0	10.0	10.0	10.0	10.0	9.8	9.9	10.0	9.6
Press Jailed	10.0	10.0	10.0	10.0	10.0	10.0	10.0	10.0	10.0	10.0	10.0
Media Freedom	8.2	8.2	8.3	8.3	8.3	7.8	7.6	7.8	7.5	10.0	10.0
Access to Cable and Satellite	10.0	10.0	10.0	10.0	10.0	10.0	10.0	10.0	10.0	10.0	10.0
Freedom of Access to Frgn. Info.	10.0	10.0	10.0	10.0	10.0	10.0	10.0	10.0	10.0	10.0	10.0
State Control over Internet Access	10.0	10.0	10.0	10.0	10.0	10.0	10.0	10.0	10.0	10.0	10.0
Identity and Relationships	10.0	10.0	10.0	10.0	10.0	10.0	10.0	9.0	9.0	9.0	9.0
Legal Gender	-	-	-	-	-	-	-	7.0	7.0	7.0	7.0
Same-Sex Relationships	10.0	10.0	10.0	10.0	10.0	10.0	10.0	10.0	10.0	10.0	10.0
Divorce	10.0	10.0	10.0	10.0	10.0	10.0	10.0	10.0	10.0	10.0	10.0

URUGUAY

LATIN AMERICA & THE CARIBBEAN

Ranking

38

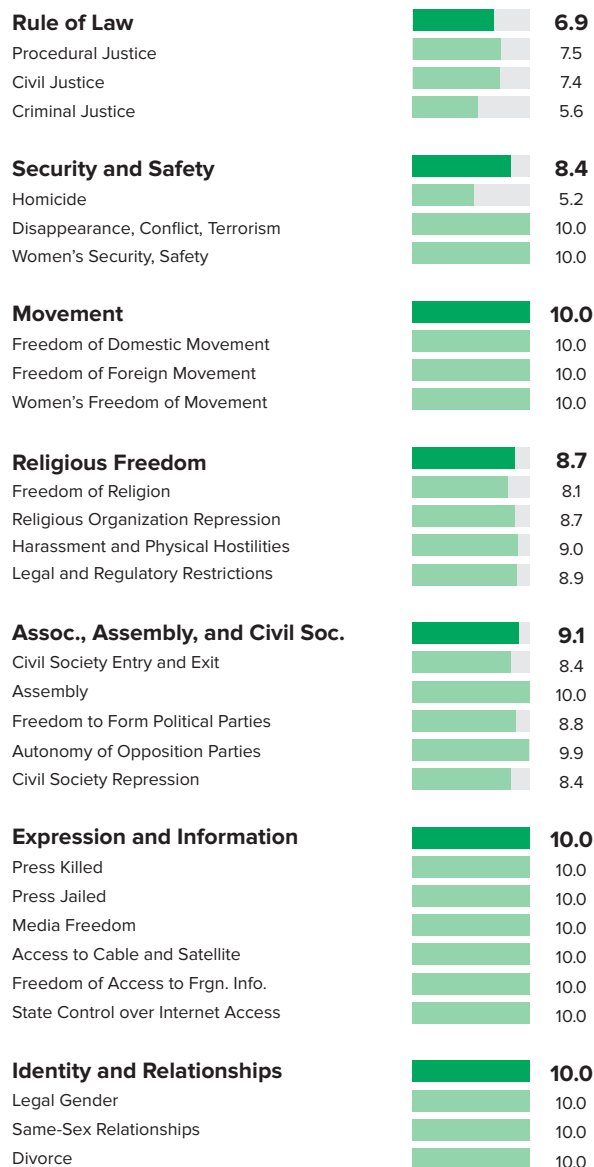
Score

7.92

Personal Freedom

31/162 Ranking

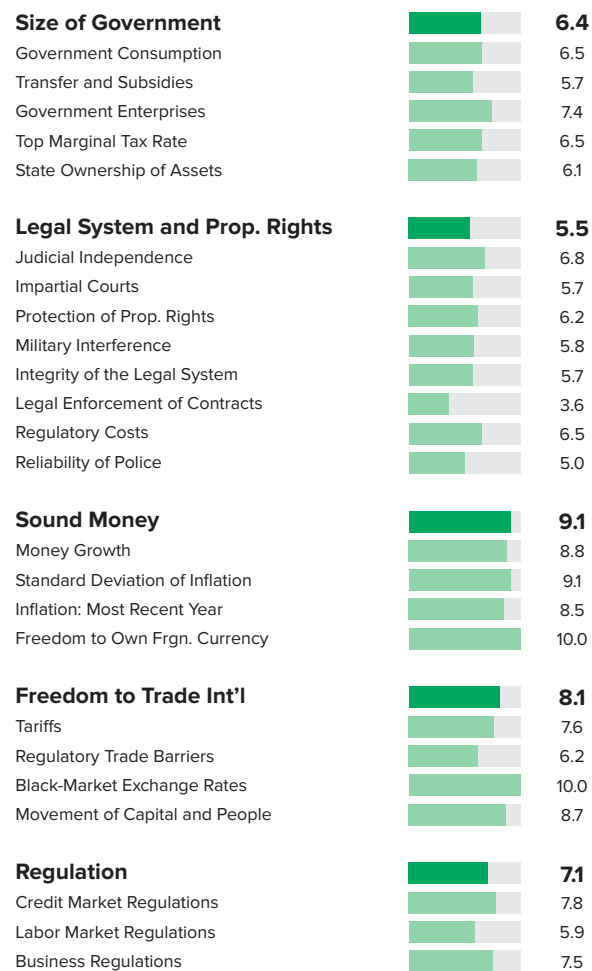
Score **8.59**



Economic Freedom

66/162 Ranking

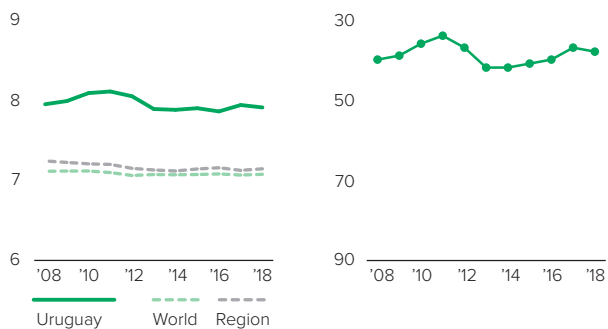
Score **7.25**



Human Freedom

Score over Time

Ranking over Time



URUGUAY

LATIN AMERICA & THE CARIBBEAN

	2008	2009	2010	2011	2012	2013	2014	2015	2016	2017	2018
Human Freedom Ranking	7.96	8.00	8.10	8.12	8.06	7.90	7.89	7.91	7.87	7.95	7.92
	40	39	36	34	37	42	42	41	40	37	38
Economic Freedom	7.18	7.23	7.42	7.45	7.44	7.34	7.23	7.26	7.26	7.23	7.25
Personal Freedom	8.74	8.76	8.78	8.78	8.67	8.46	8.55	8.56	8.47	8.67	8.59
Rule of Law	6.4	6.4	6.4	6.4	6.3	6.3	6.7	7.0	6.6	6.6	6.9
Procedural Justice	7.0	7.0	7.0	7.0	7.0	7.5	7.8	7.1	7.1	7.3	7.5
Civil Justice	7.1	7.1	7.1	7.1	7.0	7.1	7.3	7.4	7.4	7.5	7.4
Criminal Justice	5.0	5.0	5.0	5.0	4.7	5.4	5.8	5.4	5.4	5.4	5.6
Security and Safety	9.1	9.1	9.2	9.2	9.0	8.1	8.1	8.0	8.1	8.9	8.4
Homicide	7.4	7.3	7.6	7.6	6.9	6.9	6.9	6.6	6.9	6.7	5.2
Disappearance, Conflict, Terrorism	10.0	10.0	10.0	10.0	10.0	10.0	10.0	10.0	10.0	10.0	10.0
Women's Security, Safety	10.0	10.0	10.0	10.0	10.0	7.5	7.5	7.5	7.5	10.0	10.0
Movement	10.0	10.0	10.0	10.0	10.0	10.0	10.0	10.0	10.0	10.0	10.0
Freedom of Domestic Movement	10.0	10.0	10.0	10.0	10.0	10.0	10.0	10.0	10.0	10.0	10.0
Freedom of Foreign Movement	10.0	10.0	10.0	10.0	10.0	10.0	10.0	10.0	10.0	10.0	10.0
Women's Freedom of Movement	10.0	10.0	10.0	10.0	10.0	10.0	10.0	10.0	10.0	10.0	10.0
Religious Freedom	9.3	9.5	9.5	9.4	9.3	9.2	9.1	9.1	8.8	8.8	8.7
Freedom of Religion	8.7	8.7	8.7	8.7	8.7	8.1	8.1	8.3	8.3	8.3	8.1
Religious Organization Repression	9.4	9.4	9.4	9.4	9.4	9.4	9.4	8.9	8.9	8.9	8.7
Harassment and Physical Hostilities	9.9	10.0	10.0	10.0	9.5	9.7	9.7	10.0	9.0	9.0	9.0
Legal and Regulatory Restrictions	9.1	9.8	9.8	9.6	9.6	9.6	9.2	9.2	8.9	8.9	8.9
Assoc., Assembly, and Civil Soc.	9.7	9.7	9.7	9.7	9.7	9.7	9.7	9.4	9.4	9.1	9.1
Civil Society Entry and Exit	10.0	10.0	10.0	10.0	10.0	10.0	10.0	8.4	8.4	8.4	8.4
Assembly	10.0	10.0	10.0	10.0	10.0	10.0	10.0	10.0	10.0	10.0	10.0
Freedom to Form Political Parties	8.7	8.7	8.7	8.7	8.7	8.7	8.7	8.7	8.7	8.7	8.8
Autonomy of Opposition Parties	10.0	10.0	10.0	10.0	10.0	10.0	10.0	9.8	9.8	9.9	9.9
Civil Society Repression	10.0	10.0	10.0	10.0	10.0	10.0	10.0	10.0	10.0	8.4	8.4
Expression and Information	9.6	9.6	9.6	9.6	9.6	9.6	9.6	9.6	9.6	10.0	10.0
Press Killed	10.0	10.0	10.0	10.0	10.0	10.0	10.0	10.0	10.0	10.0	10.0
Press Jailed	10.0	10.0	10.0	10.0	10.0	10.0	10.0	10.0	10.0	10.0	10.0
Media Freedom	7.5	7.6	7.4	7.4	7.4	7.4	7.8	7.6	7.8	10.0	10.0
Access to Cable and Satellite	10.0	10.0	10.0	10.0	10.0	10.0	10.0	10.0	10.0	10.0	10.0
Freedom of Access to Frgn. Info.	10.0	10.0	10.0	10.0	10.0	10.0	10.0	10.0	10.0	10.0	10.0
State Control over Internet Access	10.0	10.0	10.0	10.0	10.0	10.0	10.0	10.0	10.0	10.0	10.0
Identity and Relationships	10.0	10.0	10.0	10.0	10.0	10.0	10.0	10.0	10.0	10.0	10.0
Legal Gender	-	-	-	-	-	-	-	10.0	10.0	10.0	10.0
Same-Sex Relationships	10.0	10.0	10.0	10.0	10.0	10.0	10.0	10.0	10.0	10.0	10.0
Divorce	10.0	10.0	10.0	10.0	10.0	10.0	10.0	10.0	10.0	10.0	10.0

VENEZUELA, RB

LATIN AMERICA & THE CARIBBEAN

Ranking

160

Score

4.08

Personal Freedom

154/162 Ranking

Score 4.81

Rule of Law		1.7
Procedural Justice		1.0
Civil Justice		2.7
Criminal Justice		1.3

Security and Safety		6.1
Homicide		0.0
Disappearance, Conflict, Terrorism		8.4
Women's Security, Safety		10.0

Movement		6.7
Freedom of Domestic Movement		0.0
Freedom of Foreign Movement		10.0
Women's Freedom of Movement		10.0

Religious Freedom		6.7
Freedom of Religion		5.9
Religious Organization Repression		5.3
Harassment and Physical Hostilities		9.0
Legal and Regulatory Restrictions		6.6

Assoc., Assembly, and Civil Soc.		5.4
Civil Society Entry and Exit		4.1
Assembly		10.0
Freedom to Form Political Parties		4.1
Autonomy of Opposition Parties		5.8
Civil Society Repression		3.1

Expression and Information		5.7
Press Killed		10.0
Press Jailed		9.0
Media Freedom		2.5
Access to Cable and Satellite		5.0
Freedom of Access to Frgn. Info.		2.5
State Control over Internet Access		5.0

Identity and Relationships		4.2
Legal Gender		0.0
Same-Sex Relationships		10.0
Divorce		2.5

Economic Freedom

162/162 Ranking

Score 3.34

Size of Government		4.3
Government Consumption		9.0
Transfer and Subsidies		5.8
Government Enterprises		0.0
Top Marginal Tax Rate		5.5
State Ownership of Assets		1.3

Legal System and Prop. Rights		2.8
Judicial Independence		1.7
Impartial Courts		1.8
Protection of Prop. Rights		3.3
Military Interference		0.8
Integrity of the Legal System		2.5
Legal Enforcement of Contracts		2.4
Regulatory Costs		8.1
Reliability of Police		1.4

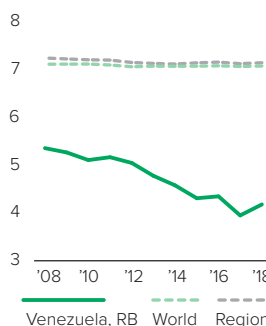
Sound Money		0.7
Money Growth		2.8
Standard Deviation of Inflation		0.0
Inflation: Most Recent Year		0.0
Freedom to Own Frgn. Currency		0.0

Freedom to Trade Int'l		6.4
Tariffs		7.3
Regulatory Trade Barriers		6.9
Black-Market Exchange Rates		9.1
Movement of Capital and People		2.4

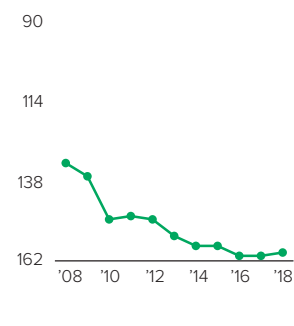
Regulation		2.5
Credit Market Regulations		3.3
Labor Market Regulations		2.2
Business Regulations		2.0

Human Freedom

Score over Time



Ranking over Time



VENEZUELA, RB

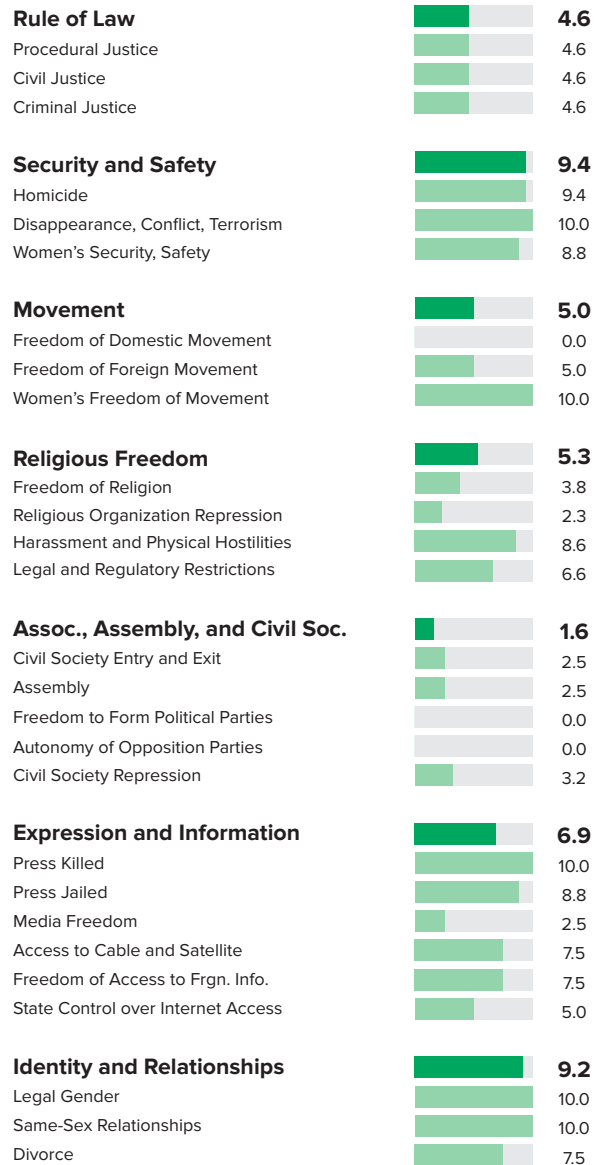
LATIN AMERICA & THE CARIBBEAN

	2008	2009	2010	2011	2012	2013	2014	2015	2016	2017	2018
Human Freedom Ranking	5.36	5.27	5.11	5.17	5.05	4.78	4.58	4.14	4.19	3.85	4.08
	133	137	150	149	150	155	158	158	161	161	160
Economic Freedom	4.32	4.22	3.79	3.76	3.67	3.16	3.09	2.84	2.76	2.72	3.34
Personal Freedom	6.40	6.31	6.42	6.58	6.42	6.40	6.06	5.44	5.61	4.97	4.81
Rule of Law	3.1	3.1	3.1	3.1	2.5	2.5	2.2	1.8	2.1	2.1	1.7
Procedural Justice	3.0	3.0	3.0	3.0	2.5	1.5	1.2	1.5	1.5	1.2	1.0
Civil Justice	3.8	3.8	3.8	3.8	3.3	3.5	2.9	3.3	3.3	2.8	2.7
Criminal Justice	2.4	2.4	2.4	2.4	1.6	1.6	1.3	1.4	1.4	1.4	1.3
Security and Safety	6.7	6.3	6.0	6.3	6.3	6.3	6.3	6.3	6.3	6.3	6.1
Homicide	0.0	0.0	0.0	0.0	0.0	0.0	0.0	0.0	0.0	0.0	0.0
Disappearance, Conflict, Terrorism	10.0	9.0	8.0	9.0	9.0	9.0	9.0	9.0	8.9	8.9	8.4
Women's Security, Safety	10.0	10.0	10.0	10.0	10.0	10.0	10.0	10.0	10.0	10.0	10.0
Movement	8.3	8.3	10.0	10.0	10.0	10.0	10.0	8.3	10.0	6.7	6.7
Freedom of Domestic Movement	5.0	5.0	10.0	10.0	10.0	10.0	10.0	10.0	10.0	0.0	0.0
Freedom of Foreign Movement	10.0	10.0	10.0	10.0	10.0	10.0	10.0	5.0	10.0	10.0	10.0
Women's Freedom of Movement	10.0	10.0	10.0	10.0	10.0	10.0	10.0	10.0	10.0	10.0	10.0
Religious Freedom	7.3	7.4	7.5	7.4	7.3	7.3	7.2	7.2	6.8	6.6	6.7
Freedom of Religion	7.3	7.3	7.3	7.3	7.3	6.6	6.6	6.5	6.5	5.7	5.9
Religious Organization Repression	5.5	5.5	5.8	5.8	5.8	5.5	5.2	5.2	5.2	5.0	5.3
Harassment and Physical Hostilities	8.7	8.9	8.8	8.9	8.6	9.2	9.1	9.3	9.0	9.0	9.0
Legal and Regulatory Restrictions	7.7	7.8	8.1	7.5	7.5	7.9	7.9	7.7	6.6	6.6	6.6
Assoc., Assembly, and Civil Soc.	6.0	6.0	5.8	6.8	6.8	6.5	6.3	6.1	6.0	5.5	5.4
Civil Society Entry and Exit	4.8	4.8	4.8	4.8	4.7	4.3	3.9	3.9	3.9	3.8	4.1
Assembly	5.0	5.0	5.0	10.0	10.0	10.0	10.0	10.0	10.0	10.0	10.0
Freedom to Form Political Parties	7.9	7.9	7.8	7.8	7.6	7.1	6.6	5.9	5.8	4.5	4.1
Autonomy of Opposition Parties	7.5	7.5	7.5	7.5	7.5	6.9	6.9	6.8	6.8	6.0	5.8
Civil Society Repression	4.8	4.8	4.2	4.1	4.0	4.2	4.1	3.9	3.7	3.3	3.1
Expression and Information	7.9	7.8	8.1	8.0	8.2	8.2	5.7	5.7	5.7	5.8	5.7
Press Killed	8.8	8.8	10.0	8.9	10.0	10.0	10.0	10.0	10.0	10.0	10.0
Press Jailed	10.0	9.7	10.0	10.0	10.0	10.0	10.0	10.0	9.7	9.7	9.0
Media Freedom	2.2	1.9	1.9	1.9	1.9	1.9	1.8	1.9	1.8	2.5	2.5
Access to Cable and Satellite	10.0	10.0	10.0	10.0	10.0	10.0	5.0	5.0	5.0	5.0	5.0
Freedom of Access to Frgn. Info.	10.0	10.0	10.0	10.0	10.0	10.0	2.5	2.5	2.5	2.5	2.5
State Control over Internet Access	6.7	6.7	6.7	7.5	7.5	7.5	5.0	5.0	5.0	5.0	5.0
Identity and Relationships	10.0	10.0	10.0	10.0	10.0	10.0	10.0	6.7	6.7	4.2	4.2
Legal Gender	-	-	-	-	-	-	-	0.0	0.0	0.0	0.0
Same-Sex Relationships	10.0	10.0	10.0	10.0	10.0	10.0	10.0	10.0	10.0	10.0	10.0
Divorce	10.0	10.0	10.0	10.0	10.0	10.0	10.0	10.0	10.0	2.5	2.5

Personal Freedom

110/162 Ranking

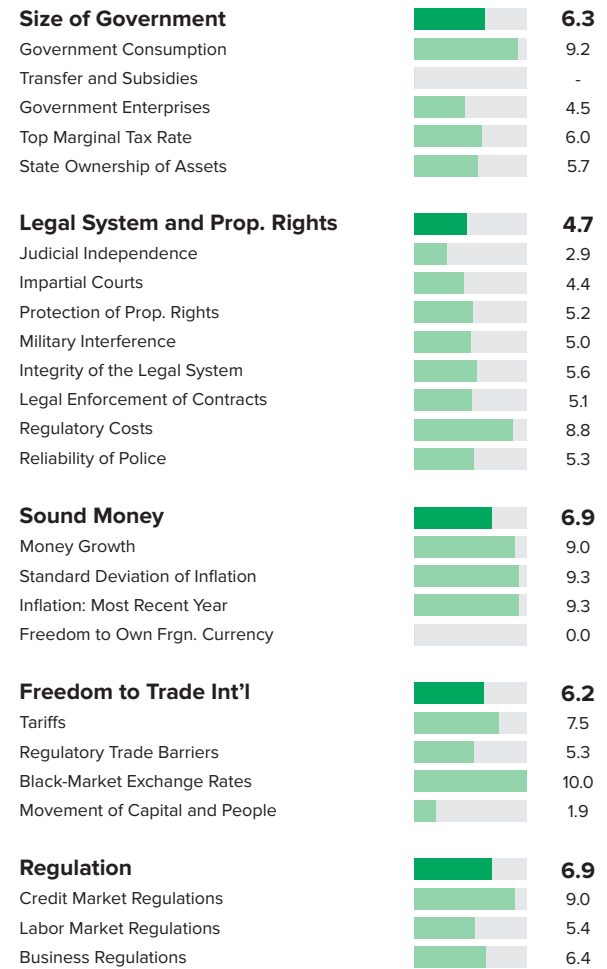
Score 6.30



Economic Freedom

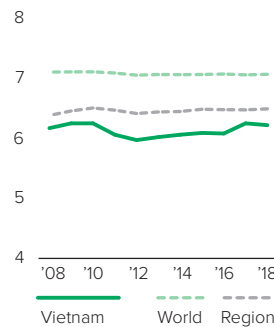
125/162 Ranking

Score 6.20

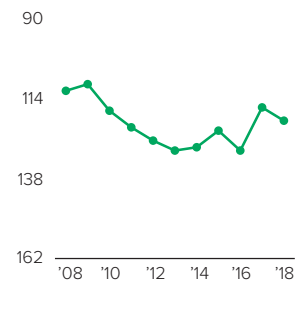


Human Freedom

Score over Time



Ranking over Time



VIETNAM

SOUTH ASIA

	2008	2009	2010	2011	2012	2013	2014	2015	2016	2017	2018
Human Freedom Ranking	6.18	6.26	6.26	6.07	5.98	6.03	6.07	6.05	6.04	6.28	6.25
	112	110	118	123	127	130	129	124	130	117	121
Economic Freedom	5.84	5.97	5.96	5.90	5.92	6.02	6.03	6.04	6.16	6.16	6.20
Personal Freedom	6.52	6.54	6.55	6.24	6.03	6.03	6.11	6.06	5.92	6.40	6.30
Rule of Law	5.6	5.6	5.6	5.6	5.1	5.1	5.1	5.2	4.9	4.9	4.6
Procedural Justice	6.7	6.7	6.7	6.7	6.2	5.7	5.8	5.4	5.4	4.5	4.6
Civil Justice	4.3	4.3	4.3	4.3	4.2	4.6	4.7	4.4	4.4	4.5	4.6
Criminal Justice	5.7	5.7	5.7	5.7	4.7	5.0	5.0	4.9	4.9	4.6	4.6
Security and Safety	9.5	9.8	9.8	9.0	8.6	8.6	8.6	8.6	9.0	9.4	9.4
Homicide	9.5	9.4	9.4	9.4	9.4	9.4	9.4	9.4	9.4	9.4	9.4
Disappearance, Conflict, Terrorism	9.0	10.0	10.0	10.0	9.0	9.0	9.0	9.0	10.0	10.0	10.0
Women's Security, Safety	10.0	10.0	10.0	7.5	7.5	7.5	7.5	7.5	7.5	8.8	8.8
Movement	5.0	5.0	5.0	3.3	3.3	3.3	3.3	3.3	1.7	5.0	5.0
Freedom of Domestic Movement	5.0	5.0	5.0	5.0	0.0	0.0	0.0	0.0	0.0	0.0	0.0
Freedom of Foreign Movement	0.0	0.0	0.0	0.0	5.0	5.0	5.0	5.0	0.0	5.0	5.0
Women's Freedom of Movement	10.0	10.0	10.0	5.0	5.0	5.0	5.0	5.0	5.0	10.0	10.0
Religious Freedom	5.4	4.9	5.0	5.0	5.2	5.3	5.4	5.2	5.4	5.5	5.3
Freedom of Religion	3.8	3.8	3.8	3.8	3.8	3.8	3.8	3.8	3.8	4.3	3.8
Religious Organization Repression	2.7	2.3	2.3	2.3	3.0	2.6	2.6	2.6	2.6	2.5	2.3
Harassment and Physical Hostilities	8.3	7.6	7.4	7.4	7.4	7.7	8.0	8.0	8.6	8.6	8.6
Legal and Regulatory Restrictions	6.8	5.8	6.5	6.4	6.6	7.0	7.2	6.6	6.6	6.6	6.6
Assoc., Assembly, and Civil Soc.	1.9	1.8	1.9	1.9	1.8	1.8	1.8	1.9	1.8	1.8	1.6
Civil Society Entry and Exit	3.1	2.8	3.1	3.1	3.0	2.9	2.9	3.2	3.2	3.0	2.5
Assembly	2.5	2.5	2.5	2.5	2.5	2.5	2.5	2.5	2.5	2.5	2.5
Freedom to Form Political Parties	0.0	0.0	0.0	0.0	0.0	0.0	0.0	0.0	0.0	0.0	0.0
Autonomy of Opposition Parties	0.0	0.0	0.0	0.0	0.0	0.0	0.0	0.0	0.0	0.0	0.0
Civil Society Repression	3.8	3.6	3.8	3.8	3.7	3.5	3.6	3.6	3.4	3.2	3.2
Expression and Information	5.2	5.2	5.1	5.8	5.7	5.7	6.3	6.7	6.7	6.9	6.9
Press Killed	10.0	10.0	10.0	9.6	10.0	10.0	10.0	10.0	10.0	10.0	10.0
Press Jailed	9.8	9.9	9.4	9.0	8.5	8.0	6.9	9.4	9.2	9.0	8.8
Media Freedom	1.2	1.3	1.2	1.1	1.0	1.0	0.8	0.9	0.9	2.5	2.5
Access to Cable and Satellite	3.3	3.3	3.3	7.5	7.5	7.5	7.5	7.5	7.5	7.5	7.5
Freedom of Access to Frgn. Info.	3.3	3.3	3.3	5.0	5.0	5.0	7.5	7.5	7.5	7.5	7.5
State Control over Internet Access	3.3	3.3	3.3	2.5	2.5	2.5	5.0	5.0	5.0	5.0	5.0
Identity and Relationships	10.0	10.0	10.0	10.0	10.0	10.0	10.0	9.0	9.0	9.2	9.2
Legal Gender	-	-	-	-	-	-	-	7.0	7.0	10.0	10.0
Same-Sex Relationships	10.0	10.0	10.0	10.0	10.0	10.0	10.0	10.0	10.0	10.0	10.0
Divorce	10.0	10.0	10.0	10.0	10.0	10.0	10.0	10.0	10.0	7.5	7.5

YEMEN, REP. OF

MIDDLE EAST & NORTH AFRICA

Ranking

159

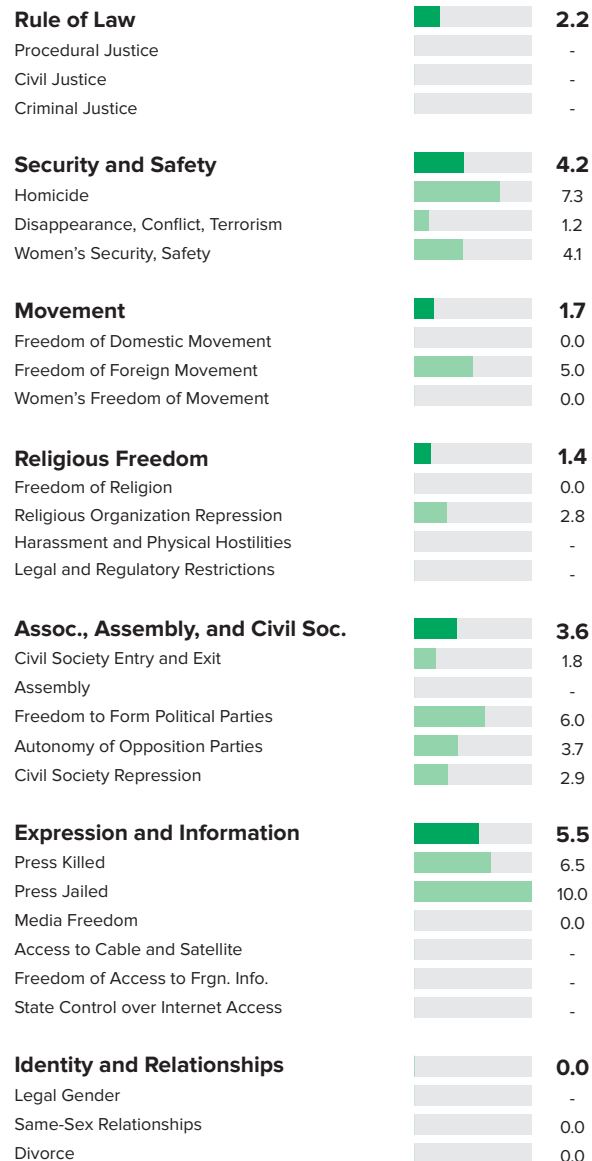
Score

4.17

Personal Freedom

161/162 Ranking

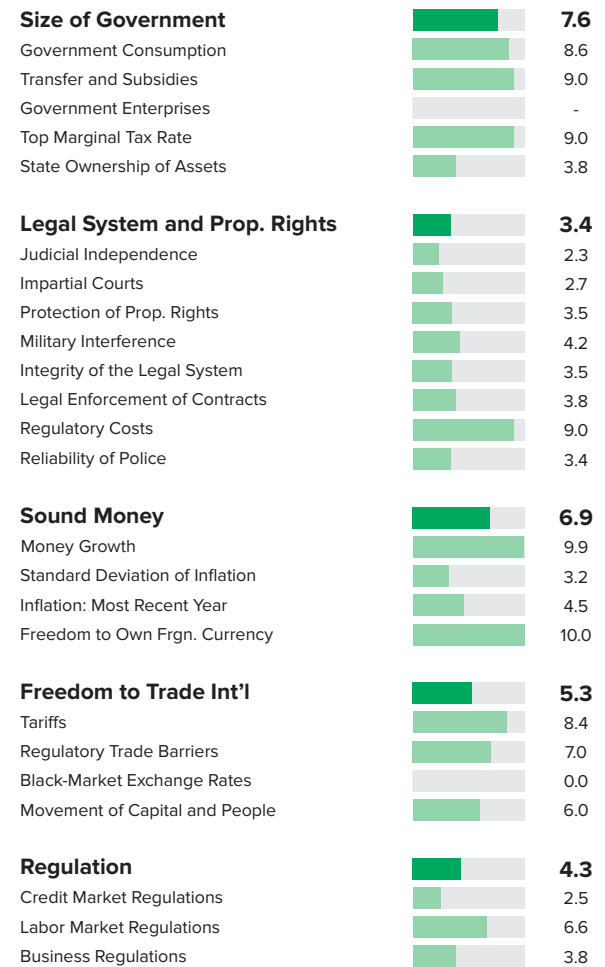
Score 2.83



Economic Freedom

149/162 Ranking

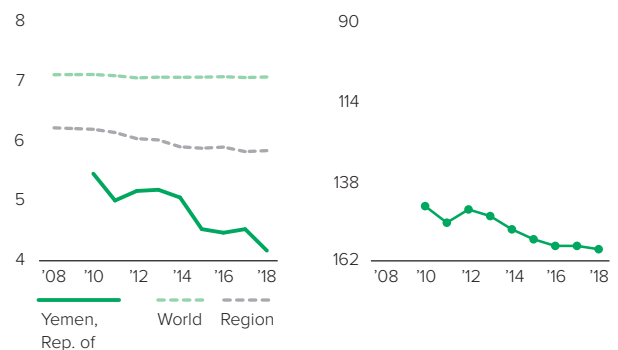
Score 5.51



Human Freedom

Score over Time

Ranking over Time



YEMEN, REP. OF

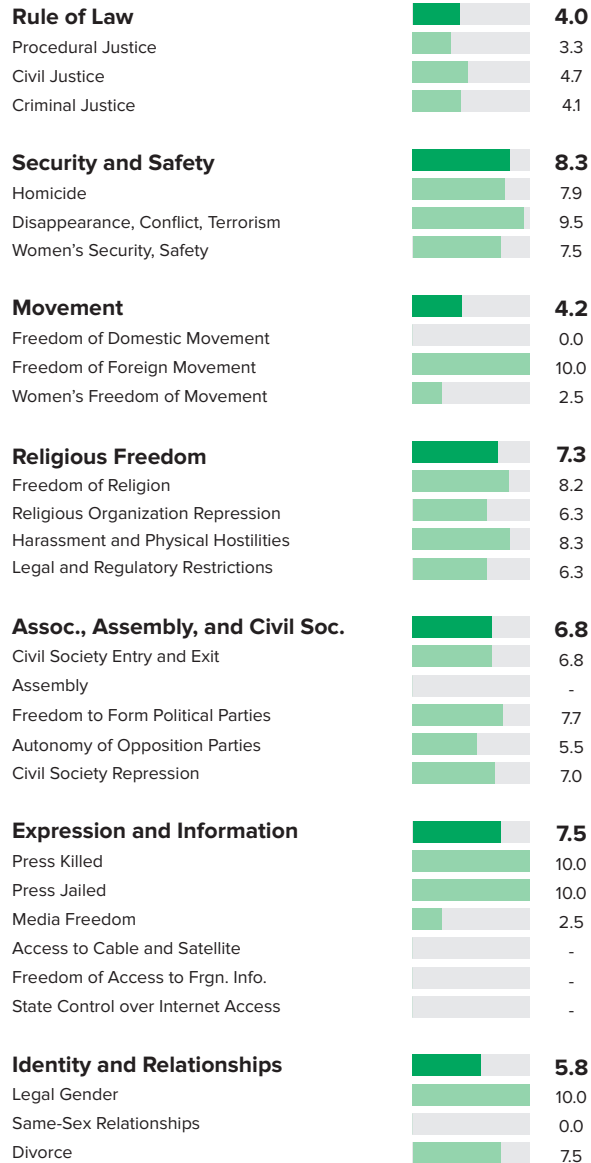
MIDDLE EAST & NORTH AFRICA

	2008	2009	2010	2011	2012	2013	2014	2015	2016	2017	2018
Human Freedom Ranking	-	-	5.46	5.01	5.17	5.19	5.06	4.53	4.47	4.53	4.17
	-	-	146	151	147	149	153	156	158	158	159
Economic Freedom	-	-	6.33	6.36	6.49	6.47	6.66	6.29	6.40	6.11	5.51
Personal Freedom	-	-	4.59	3.66	3.84	3.91	3.46	2.77	2.53	2.94	2.83
Rule of Law	-	-	4.0	3.7	3.3	3.4	3.3	3.2	2.6	2.4	2.2
Procedural Justice	-	-	-	-	-	-	-	-	-	-	-
Civil Justice	-	-	-	-	-	-	-	-	-	-	-
Criminal Justice	-	-	-	-	-	-	-	-	-	-	-
Security and Safety	-	-	6.7	4.5	4.2	4.5	3.8	3.5	3.8	4.2	4.2
Homicide	-	-	8.1	7.7	7.4	7.3	7.3	7.3	7.3	7.3	7.3
Disappearance, Conflict, Terrorism	-	-	4.6	2.5	2.0	2.9	1.0	0.0	1.1	1.2	1.2
Women's Security, Safety	-	-	7.5	3.1	3.1	3.1	3.1	3.1	3.1	4.1	4.1
Movement	-	-	3.3	1.7	1.7	1.7	1.7	1.7	0.0	1.7	1.7
Freedom of Domestic Movement	-	-	0.0	0.0	5.0	5.0	5.0	5.0	0.0	0.0	0.0
Freedom of Foreign Movement	-	-	5.0	5.0	0.0	0.0	0.0	0.0	0.0	5.0	5.0
Women's Freedom of Movement	-	-	5.0	0.0	0.0	0.0	0.0	0.0	0.0	0.0	0.0
Religious Freedom	-	-	3.4	3.1	4.2	4.2	3.4	1.8	1.4	1.2	1.4
Freedom of Religion	-	-	1.7	1.4	1.9	1.6	1.3	0.0	0.0	0.0	0.0
Religious Organization Repression	-	-	5.1	4.7	6.5	6.8	5.6	3.6	2.9	2.3	2.8
Harassment and Physical Hostilities	-	-	-	-	-	-	-	-	-	-	-
Legal and Regulatory Restrictions	-	-	-	-	-	-	-	-	-	-	-
Assoc., Assembly, and Civil Soc.	-	-	5.7	6.0	6.7	6.2	5.2	3.8	3.2	3.5	3.6
Civil Society Entry and Exit	-	-	5.6	6.1	7.5	6.4	4.2	3.2	1.2	1.8	1.8
Assembly	-	-	5.0	-	-	-	-	-	-	-	-
Freedom to Form Political Parties	-	-	7.0	7.4	7.6	7.0	6.6	5.7	5.6	5.6	6.0
Autonomy of Opposition Parties	-	-	5.8	5.8	5.5	5.5	5.5	3.4	3.2	3.6	3.7
Civil Society Repression	-	-	5.0	4.7	6.0	5.8	4.4	3.0	2.9	2.9	2.9
Expression and Information	-	-	6.6	5.5	7.2	7.5	6.5	3.8	4.6	6.7	5.5
Press Killed	-	-	8.6	5.9	10.0	10.0	7.5	0.1	2.7	7.6	6.5
Press Jailed	-	-	9.6	9.2	9.6	10.0	10.0	10.0	10.0	10.0	10.0
Media Freedom	-	-	1.4	1.4	2.0	2.4	2.1	1.4	1.2	2.5	0.0
Access to Cable and Satellite	-	-	10.0	-	-	-	-	-	-	-	-
Freedom of Access to Frgn. Info.	-	-	6.7	-	-	-	-	-	-	-	-
State Control over Internet Access	-	-	3.3	-	-	-	-	-	-	-	-
Identity and Relationships	-	-	0.0	0.0	0.0	0.0	0.0	0.0	0.0	0.0	0.0
Legal Gender	-	-	-	-	-	-	-	-	-	-	-
Same-Sex Relationships	-	-	0.0	0.0	0.0	0.0	0.0	0.0	0.0	0.0	0.0
Divorce	-	-	0.0	0.0	0.0	0.0	0.0	0.0	0.0	0.0	0.0

Personal Freedom

112/162 Ranking

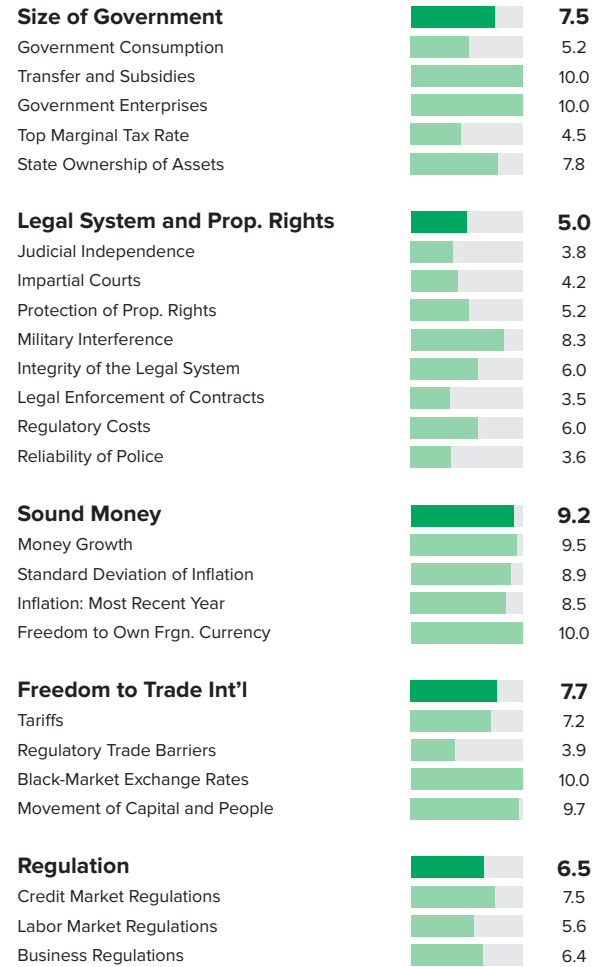
Score 6.23



Economic Freedom

69/162 Ranking

Score 7.19



Human Freedom

Score over Time



Ranking over Time



ZAMBIA

SUB-SAHARAN AFRICA

	2008	2009	2010	2011	2012	2013	2014	2015	2016	2017	2018
Human Freedom Ranking	6.95	6.97	6.91	7.00	6.96	6.79	6.76	6.73	6.61	6.70	6.71
	82	80	88	82	80	90	91	94	103	97	96
Economic Freedom	7.21	7.29	7.40	7.42	7.39	7.21	7.25	7.04	6.94	7.20	7.19
Personal Freedom	6.69	6.65	6.42	6.58	6.53	6.36	6.27	6.42	6.27	6.19	6.23
Rule of Law	4.4	4.4	4.4	4.4	4.1	4.1	4.0	4.2	4.1	4.1	4.0
Procedural Justice	4.8	4.8	4.8	4.8	4.0	3.4	3.5	3.3	3.3	3.7	3.3
Civil Justice	4.6	4.6	4.6	4.6	4.7	4.7	5.0	4.9	4.9	4.7	4.7
Criminal Justice	3.7	3.7	3.7	3.7	3.6	3.8	4.2	4.2	4.2	4.3	4.1
Security and Safety	7.6	7.5	7.5	8.8	8.8	8.2	8.3	8.3	8.3	8.3	8.3
Homicide	7.9	7.6	7.6	7.6	7.6	7.7	7.9	7.9	7.9	7.9	7.9
Disappearance, Conflict, Terrorism	10.0	10.0	10.0	10.0	10.0	9.5	9.5	9.5	9.5	9.5	9.5
Women's Security, Safety	5.0	5.0	5.0	8.8	8.8	7.5	7.5	7.5	7.5	7.5	7.5
Movement	8.3	8.3	6.7	5.0	5.0	5.0	6.7	5.0	5.0	4.2	4.2
Freedom of Domestic Movement	10.0	10.0	5.0	5.0	0.0	0.0	5.0	0.0	0.0	0.0	0.0
Freedom of Foreign Movement	5.0	5.0	5.0	5.0	10.0	10.0	10.0	10.0	10.0	10.0	10.0
Women's Freedom of Movement	10.0	10.0	10.0	5.0	5.0	5.0	5.0	5.0	5.0	2.5	2.5
Religious Freedom	8.4	8.2	7.7	7.6	7.8	8.0	7.9	7.9	7.3	7.1	7.3
Freedom of Religion	8.6	8.6	8.2	8.2	8.2	8.7	8.7	8.7	8.6	8.3	8.2
Religious Organization Repression	7.5	7.5	6.8	6.6	6.6	7.5	7.5	7.3	6.0	5.5	6.3
Harassment and Physical Hostilities	10.0	9.4	9.0	9.3	9.0	9.1	8.6	8.9	8.3	8.3	8.3
Legal and Regulatory Restrictions	7.3	7.4	6.8	6.3	7.3	6.7	6.8	6.8	6.3	6.3	6.3
Assoc., Assembly, and Civil Soc.	7.4	7.3	7.1	7.5	7.7	7.2	7.1	7.0	6.7	6.3	6.8
Civil Society Entry and Exit	8.6	8.4	7.5	7.3	7.3	7.4	7.2	7.0	6.9	6.4	6.8
Assembly	5.0	5.0	5.0	7.5	7.5	7.5	-	-	-	-	-
Freedom to Form Political Parties	8.4	8.4	8.4	8.2	8.2	8.0	8.0	8.0	8.2	7.7	7.7
Autonomy of Opposition Parties	7.3	7.3	7.3	7.3	7.3	5.9	5.9	5.8	5.5	5.3	5.5
Civil Society Repression	7.7	7.5	7.5	7.2	8.2	7.2	7.2	7.2	6.2	5.7	7.0
Expression and Information	7.8	7.8	7.9	7.8	7.8	7.8	8.0	8.0	7.7	7.5	7.5
Press Killed	10.0	10.0	10.0	10.0	10.0	10.0	10.0	10.0	10.0	10.0	10.0
Press Jailed	10.0	10.0	10.0	10.0	10.0	10.0	10.0	10.0	9.4	10.0	10.0
Media Freedom	3.5	3.7	4.0	4.1	4.2	4.0	3.9	4.0	3.8	2.5	2.5
Access to Cable and Satellite	6.7	6.7	6.7	7.5	7.5	7.5	-	-	-	-	-
Freedom of Access to Frgn. Info.	6.7	6.7	6.7	7.5	7.5	7.5	-	-	-	-	-
State Control over Internet Access	10.0	10.0	10.0	7.5	7.5	7.5	-	-	-	-	-
Identity and Relationships	5.0	5.0	5.0	5.0	5.0	5.0	2.5	5.0	5.0	5.8	5.8
Legal Gender	-	-	-	-	-	-	-	10.0	10.0	10.0	10.0
Same-Sex Relationships	5.0	5.0	5.0	5.0	5.0	5.0	0.0	0.0	0.0	0.0	0.0
Divorce	5.0	5.0	5.0	5.0	5.0	5.0	5.0	5.0	5.0	7.5	7.5

ZIMBABWE

SUB-SAHARAN AFRICA

Ranking

141

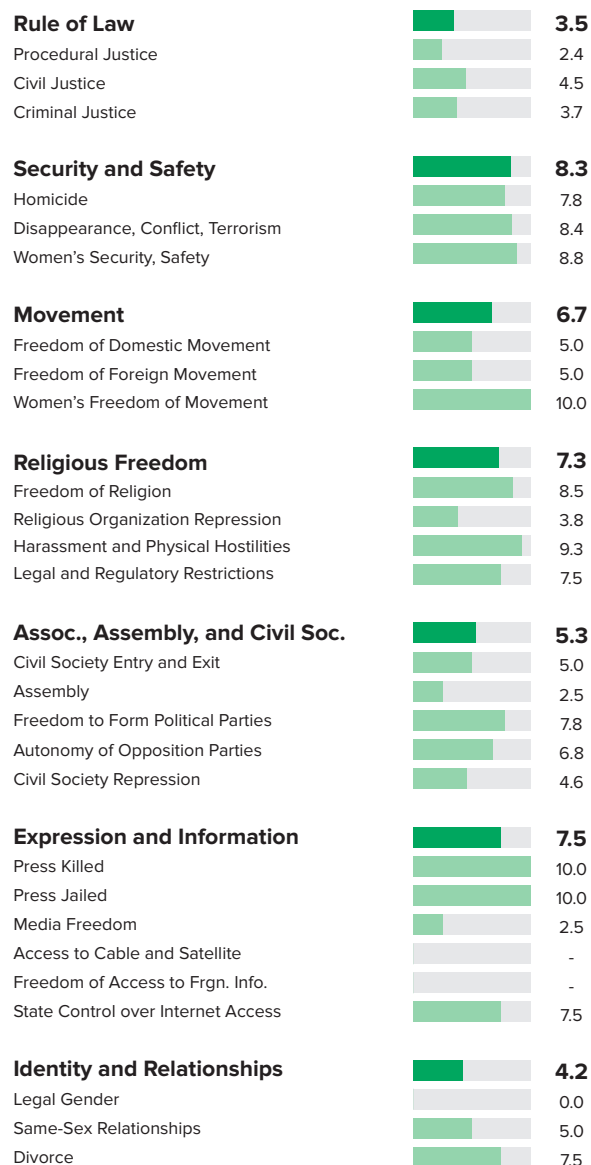
Score

5.59

Personal Freedom

119/162 Ranking

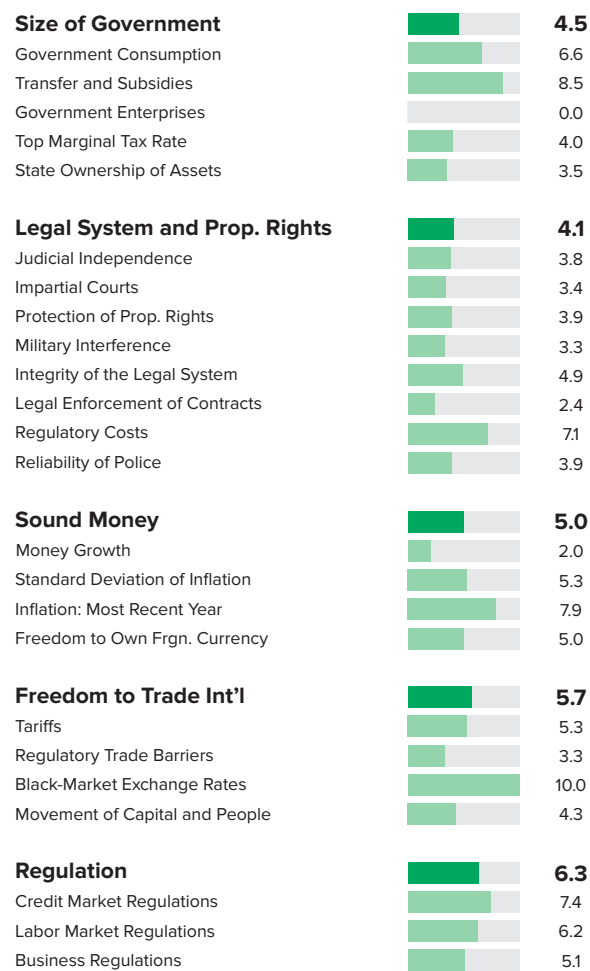
Score 6.06



Economic Freedom

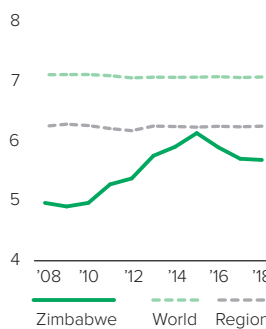
155/162 Ranking

Score 5.12

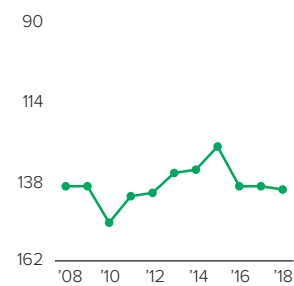


Human Freedom

Score over Time



Ranking over Time



ZIMBABWE

SUB-SAHARAN AFRICA

	2008	2009	2010	2011	2012	2013	2014	2015	2016	2017	2018
Human Freedom Ranking	4.97	4.91	4.97	5.28	5.38	5.76	5.91	6.01	5.77	5.60	5.59
	140	140	151	143	142	136	135	128	140	140	141
Economic Freedom	4.39	4.21	4.34	4.80	5.08	5.46	5.80	6.24	5.72	5.16	5.12
Personal Freedom	5.54	5.61	5.59	5.75	5.68	6.06	6.01	5.78	5.82	6.04	6.06
Rule of Law	3.5	3.7	3.5	3.7	3.3	3.3	3.4	3.5	3.5	3.5	3.5
Procedural Justice	2.7	2.7	2.7	2.7	2.1	2.0	2.2	2.4	2.4	2.6	2.4
Civil Justice	4.0	4.0	4.0	4.0	4.0	4.5	4.6	4.3	4.3	4.6	4.5
Criminal Justice	4.3	4.3	4.3	4.3	3.6	3.6	3.6	3.8	3.8	3.7	3.7
Security and Safety	7.1	7.2	7.2	7.4	7.4	7.6	7.6	7.6	7.9	8.4	8.3
Homicide	8.0	8.0	8.0	7.3	7.3	7.3	7.3	7.3	7.3	7.3	7.8
Disappearance, Conflict, Terrorism	6.2	6.3	6.5	7.5	7.5	7.9	8.0	8.0	9.0	9.0	8.4
Women's Security, Safety	7.3	7.3	7.3	7.5	7.5	7.5	7.5	7.5	7.5	8.8	8.8
Movement	1.7	1.7	1.7	1.7	1.7	5.0	5.0	5.0	5.0	6.7	6.7
Freedom of Domestic Movement	0.0	0.0	0.0	0.0	0.0	0.0	0.0	0.0	0.0	5.0	5.0
Freedom of Foreign Movement	0.0	0.0	0.0	0.0	0.0	5.0	5.0	5.0	5.0	5.0	5.0
Women's Freedom of Movement	5.0	5.0	5.0	5.0	5.0	10.0	10.0	10.0	10.0	10.0	10.0
Religious Freedom	7.0	7.1	6.9	7.1	7.3	7.5	7.3	7.4	6.9	7.3	7.3
Freedom of Religion	6.7	6.7	6.7	6.7	6.7	8.3	8.3	8.3	7.1	8.7	8.5
Religious Organization Repression	5.1	5.1	5.1	5.1	5.1	4.6	4.6	4.6	3.8	3.9	3.8
Harassment and Physical Hostilities	8.7	9.0	8.5	8.9	9.3	9.6	8.6	9.4	9.3	9.3	9.3
Legal and Regulatory Restrictions	7.6	7.7	7.3	7.6	8.1	7.6	7.8	7.3	7.5	7.5	7.5
Assoc., Assembly, and Civil Soc.	5.7	5.7	5.9	6.0	6.0	5.8	5.1	5.1	5.0	5.0	5.3
Civil Society Entry and Exit	5.7	5.9	6.0	6.0	6.0	5.1	4.7	4.7	4.4	4.3	5.0
Assembly	5.0	5.0	5.0	5.0	5.0	5.0	2.5	2.5	2.5	2.5	2.5
Freedom to Form Political Parties	7.3	7.3	7.3	7.3	7.3	7.3	7.3	7.3	7.2	7.6	7.8
Autonomy of Opposition Parties	7.6	7.1	7.1	7.1	7.1	7.1	7.4	7.4	7.4	7.4	6.8
Civil Society Repression	2.9	3.0	4.1	4.4	4.4	4.8	3.7	3.7	3.5	3.4	4.6
Expression and Information	6.9	7.0	7.0	7.5	7.5	7.6	7.7	7.6	7.6	7.5	7.5
Press Killed	10.0	10.0	10.0	10.0	10.0	10.0	10.0	10.0	10.0	10.0	10.0
Press Jailed	10.0	10.0	10.0	10.0	10.0	10.0	10.0	10.0	10.0	10.0	10.0
Media Freedom	1.2	1.8	2.2	2.2	2.6	2.9	3.3	2.9	2.9	2.5	2.5
Access to Cable and Satellite	6.7	6.7	6.7	7.5	7.5	7.5	-	-	-	-	-
Freedom of Access to Frgn. Info.	3.3	3.3	3.3	7.5	7.5	7.5	-	-	-	-	-
State Control over Internet Access	10.0	10.0	10.0	7.5	7.5	7.5	7.5	7.5	7.5	7.5	7.5
Identity and Relationships	7.5	7.5	7.5	7.5	7.5	7.5	7.5	5.0	5.0	4.2	4.2
Legal Gender	-	-	-	-	-	-	-	0.0	0.0	0.0	0.0
Same-Sex Relationships	5.0	5.0	5.0	5.0	5.0	5.0	5.0	5.0	5.0	5.0	5.0
Divorce	10.0	10.0	10.0	10.0	10.0	10.0	10.0	10.0	10.0	7.5	7.5

METHODOLOGY AND SOURCES*

PERSONAL FREEDOM

1. LEGAL PROTECTION AND SECURITY

1A. RULE OF LAW

1Ai. Procedural Justice

This component is calculated as an average of selected Rule of Law Index subfactors: “4.2 The right to life and security of the person is effectively guaranteed,” “4.3 Due process of law and rights of the accused,” and “4.6 Freedom from arbitrary interference with privacy is effectively guaranteed.” A continuous score ranges from 0 to 10, where a rating of 10 is assigned to countries with full adherence to the rule of law from the perspective of how ordinary people experience it and a 0 rating is assigned to countries with no adherence to the rule of law from the perspective of how ordinary people experience it.

Source: World Justice Project, *Rule of Law Index*.

1Aii. Civil Justice

This component is calculated as an average of selected Rule of Law Index subfactors: “7.1 People can access and afford civil justice,” “7.2 Civil justice is free of discrimination,” “7.3 Civil justice is free of corruption,” “7.4 Civil justice is free of improper government influence,” “7.5 Civil justice is not subject to unreasonable delay,” “7.6 Civil justice is effectively enforced,” and “7.7 Alternative dispute resolution is accessible, impartial, and effective.” A continuous score ranges from 0 to 10, where 0 means no adherence to the rule of law from the perspective of how ordinary people experience it and 10 means full adherence to the rule of law from the perspective of how ordinary people experience it.

Source: World Justice Project, *Rule of Law Index*.

1Aiii. Criminal Justice

This component is calculated as an average of selected Rule of Law Index subfactors: “8.1 Criminal investigation system is effective,” “8.2 Criminal adjudication system is timely and effective,” “8.3 Correctional system is effective in reducing criminal behavior,” “8.4 Criminal system is impartial,” “8.5 Criminal system is free of corruption,” “8.6 Criminal system is free of improper government influence,” and “8.7 Due process of law and rights of the accused.” A continuous score ranges from 0 to 10, where 0

* Descriptions are based on material from the data sources and, in some cases, use the same wording.

means no adherence to the rule of law from the perspective of how ordinary people experience it and 10 means full adherence to the rule of law from the perspective of how ordinary people experience it.

Source: World Justice Project, *Rule of Law Index*.

1B. SECURITY AND SAFETY

1Bi. Homicide

This component is based on the United Nations (UN) Office on Drugs and Crime's data on the intentional homicides per 100,000 population. Countries with more homicides per 100,000 population received lower ratings. A rating of 10 would have been assigned to countries with no homicides per 100,000 population. A rating of 0 was assigned to countries with 25 or more homicides per 100,000 population. Countries with 1 through 24 homicides per 100,000 population received corresponding ratings between 10 and 0.

Source: UN Office on Drugs and Crime, Intentional Homicide database.

1Bii. Disappearances, Conflicts, and Terrorism

1Bii(a). Disappearances

This subcomponent is based on the CI-RIGHTS Dataset on disappearances. Countries with more disappearances received lower ratings. A rating of 10 was assigned to countries with no disappearances. A rating of 5 was assigned to countries with disappearances occurring occasionally. A rating of 0 was assigned to countries with frequently occurring disappearances.

Source: David Cingranelli and Mikhail Filippov, CI-RIGHTS Dataset.

1Bii(b). Violent Conflicts

This subcomponent is based on the Uppsala Conflict Data Program's data on battle-related deaths per one million population. It measures battle-related deaths from armed-conflict behavior between warring parties in a conflict dyad, be it state based or nonstate based. In state-based conflicts, the violence must be directly related to the incompatibility (of the positions of the conflicting parties regarding government or territory)—that is, carried out with the purpose of realizing the goal of the incompatibility and having resulted in deaths. In nonstate-based conflicts, the violence does not have to be related to an incompatibility but must take place between warring parties and result in deaths. All deaths—military as well as civilian—are counted as battle-related deaths. Countries with more battle-related deaths per one million population received lower ratings. A rating of 10 was assigned to countries with no battle-related deaths per one million population. A rating of 0 was assigned to countries with 30 or more battle-related deaths per one million population. Countries with 1 through 29 battle-related deaths per one million population received

corresponding ratings between 10 and 0.

Source: Uppsala Conflict Data Program, Battle-Related Deaths Dataset.

1Bii(c). Organized Conflicts

This subcomponent is based on the Economist Intelligence Unit's qualitative assessment of the intensity of conflicts within the country. Countries with higher intensity of conflicts received lower ratings. A rating of 10 was assigned to countries with very low intensity of conflicts. A rating of 0 was assigned to countries with very high intensity of conflicts. Countries in between received ratings of 7.5, 5.0, and 2.5, accordingly.

Source: Economist Intelligence Unit, Internal Organized Conflict Dataset.

1Bii(d). Terrorism Fatalities

This subcomponent is based on the University of Maryland's Global Terrorism Database on the confirmed terrorism fatalities. The number includes all victims and attackers who died as a direct result of the incident. Countries with more confirmed terrorism fatalities per one million population received lower ratings. A rating of 10 was assigned to countries with no confirmed terrorism fatalities per one million population. A rating of 0 was assigned to countries with 30 or more confirmed terrorism fatalities per one million population. Countries with 1 through 29 confirmed terrorism fatalities per one million population received corresponding ratings between 10 and 0.

Source: University of Maryland, Global Terrorism Database.

1Bii(e). Terrorism Injuries

This subcomponent is based on the University of Maryland's Global Terrorism Database on the confirmed terrorism nonfatal injuries to both perpetrators and victims. Countries with more confirmed terrorism nonfatal injuries per one million population received lower ratings. A rating of 10 was assigned to countries with no confirmed terrorism nonfatal injuries per one million population. A rating of 0 was assigned to countries with 50 or more confirmed terrorism nonfatal injuries per one million population. Countries with 1 through 49 confirmed terrorism nonfatal injuries per one million population received corresponding ratings between 10 and 0.

Source: University of Maryland, Global Terrorism Database.

1Biii. Women's Security and Safety

1Biii(a). Female Genital Mutilation

This subcomponent measures the percentage of women ages 15–49 years in the country who have undergone any type of female genital mutilation. A continuous score ranges from 0 to 10, where a rating of

10 was assigned to countries with no prevalence of female genital mutilation and a rating of 0 was assigned to countries with complete prevalence of female genital mutilation.

Source: United Nations Children’s Fund (UNICEF), Global Database.

1Biii(b). Inheritance Rights

This subcomponent measures whether women and men have the same legal rights to inheritance of land and non-land assets. A rating of 10 was applied to countries where widows and daughters enjoy the same rights as widowers and sons to inherit land and non-land assets. A rating of 7.5 was assigned to countries where widows and daughters in all groups enjoy the same rights as widowers and sons to inherit land and non-land assets but where some customary, religious, or traditional laws discriminate against women’s inheritance rights. A rating of 5 was assigned to countries where widows and daughters enjoy the same rights as widowers and sons to inherit land and non-land assets but where this right does not apply to all groups of women. A rating of 2.5 was assigned to countries where widows or daughters do not enjoy the same rights as widowers and sons to inherit land and/or non-land assets. A rating of 0 was applied to countries where both widows and daughters do not enjoy the same rights as widowers and sons to inherit land and/or non-land assets. For 2008–2016, this subcomponent is an average of two measurements: inheritance rights of widows and inheritance rights of daughters.

Source: Organisation for Economic Co-operation and Development (OECD), *Social Institutions and Gender Index*.

2. SPECIFIC PERSONAL FREEDOMS

2A. MOVEMENT

2Ai. Freedom of Domestic Movement

This component is based on the CI-RIGHTS Dataset on the citizens’ freedom to travel within their own country. Countries with more freedom of domestic movement received higher ratings. A rating of 10 was assigned to countries with unrestricted freedom of domestic movement. A rating of 5 was assigned to countries with some restrictions on freedom of domestic movement. A rating of 0 was assigned to countries with severe restrictions on freedom of domestic movement.

Source: David Cingranelli and Mikhail Filippov, CI-RIGHTS Dataset.

2Aii. Freedom of Foreign Movement

This component is based on the CI-RIGHTS Dataset on the citizens’ freedom to leave and return to their country. Countries with more freedom of foreign movement received higher ratings. A rating of 10

was assigned to countries with unrestricted freedom of foreign movement. A rating of 5 was assigned to countries with some restrictions on freedom of foreign movement. A rating of 0 was assigned to countries with severe restrictions on freedom of foreign movement.

Source: David Cingranelli and Mikhail Filippov, CI-RIGHTS Dataset.

2Aiii. Women's Freedom of Movement

This component measures whether women and men have the same legal rights to apply for national identity cards, to apply for passports, and to travel outside the country. A rating of 10 was assigned to countries where women and men have the same rights to apply for national identity cards (if applicable) and passports and to travel outside the country, without legal exceptions regarding some groups of women. Customary, religious, and traditional laws or practices do not discriminate against those rights. A rating of 7.5 was assigned to countries where women and men have the same rights to apply for national identity cards (if applicable) and passports and to travel outside the country, without legal exceptions regarding some groups of women. However, some customary, traditional, or religious practices or laws discriminate against those rights. A rating of 5 was assigned to countries where women and men have the same rights to apply for national identity cards (if applicable) and passports and to travel outside the country but where that right does not apply to all groups of women. A rating of 2.5 was assigned to countries where women lack the same rights as men either to apply for national identity cards (if applicable) or passports or to travel outside the country. A rating of 0 was assigned to countries where women lack the same rights as men both to apply for national identity cards (if applicable) or passports and to travel outside the country. For 2013–2016, this component measures whether women face restrictions on their freedom of movement and access to public space. A rating of 10 was assigned to countries where the law guarantees the same rights to freely move to both women and men. A rating of 5 was assigned to countries where the law guarantees the same rights to freely move to women and men but where there are some customary, traditional, or religious practices that discriminate against women. A rating of 0 was assigned to countries where the law does not guarantee the same rights to freely move to women and men or where women have no freedom of movement.

For 2008–2012, this component measures whether legal restrictions or discriminatory practices affected women's access to public space—for example, restrictions on women's choice of domicile, restricted ability to visit family and friends, requirements for husband's approval to apply for a passport, or widespread threats of political violence. A rating of 10 was assigned to countries with no legal restrictions and where no discriminatory practice was reported. A rating of 5 was assigned to countries with no legal restrictions but where discriminatory practices were widely reported. A rating of 0 was assigned to countries with legal restrictions or discriminatory practices that were widespread.

Source: OECD, *Social Institutions and Gender Index*.

2B. RELIGION

2Bi. Freedom of Religion

This indicator specifies the extent to which individuals and groups have the right to choose a religion, change their religion, and practice that religion in private or in public as well as to proselytize peacefully without being subject to restrictions by public authorities.

Responses:

0: Not respected by public authorities. Hardly any freedom of religion exists. Any kind of religious practice is outlawed or at least controlled by the government to the extent that religious leaders are appointed by and subjected to public authorities, who control the activities of religious communities in some detail.

1: Weakly respected by public authorities. Some elements of autonomous organized religious practices exist and are officially recognized. But significant religious communities are repressed, prohibited, or systematically disabled; voluntary conversions are restricted; and instances of discrimination or intimidation of individuals or groups due to their religion are common.

2: Somewhat respected by public authorities. Autonomous organized religious practices exist and are officially recognized. Yet minor religious communities are repressed, prohibited, or systematically disabled, and/or instances of discrimination or intimidation of individuals or groups due to their religion occur occasionally.

3: Mostly respected by public authorities. There are minor restrictions on the freedom of religion, predominantly limited to a few isolated cases. Minority religions face denial of registration, hindrance of foreign missionaries from entering the country, restrictions against proselytizing, or hindrance to access to or construction of places of worship.

4: Fully respected by public authorities. The population enjoys the right to practice any religious belief they choose. Religious groups may organize, select, and train personnel; solicit and receive contributions; publish; and engage in consultations without undue interference. If religious communities have to register, public authorities do not abuse the process to discriminate against a religion and do not constrain the right to worship before registration.

These responses are reported using a Bayesian aggregation methodology created for the *Varieties of Democracy* project, which maps them to the scale of a mean value of 0 and a standard deviation of 1. We in turn map this to our 0-to-10 scale by assigning scores of -2.5 or lower a score of 0 and scores of $+2.5$ or higher a 10, with scores within that interval assigned scores that are interpolated linearly.

Source: V-Dem Institute, *Varieties of Democracy*.

2Bii. Religious Organization Repression

This component is from this V-Dem database question: Does the government attempt to repress religious organizations?

Responses:

0: Severely. The government violently and actively pursues all real and even some imagined members of religious organizations. It seeks not only to deter the activity of such groups but also to effectively liquidate them. Examples include Stalinist Russia and Maoist China.

1: Substantially. In addition to the kinds of harassment outlined in 2 and 3 below, the government also arrests, tries, and imprisons leaders of and participants in oppositional religious organizations who have acted lawfully. Other sanctions include disruption of public gatherings and violent sanctions of activists (beatings, threats to families, destruction of valuable property).

2: Moderately. In addition to material sanctions outlined in 3 below, the government also engages in minor legal harassment (detentions, short-term incarceration) to dissuade religious organizations from acting or expressing themselves. The government may also restrict the scope of their actions through measures that restrict association of religious civil society organizations with each other or political parties, bar religious civil society organizations from taking certain actions, or block international contacts.

3: Weakly. The government uses material sanctions (fines, firings, denial of social services) to deter oppositional religious organizations from acting or expressing themselves. They may also use burdensome registration or incorporation procedures to slow the formation of new religious civil society organizations and sidetrack them from engagement. The government may also organize parallel religious organizations to crowd out independent religious organizations.

4: No. Religious civil society organizations are free to organize, associate, strike, express themselves, and criticize the government without fear of government sanctions or harassment.

These responses are reported using a Bayesian aggregation methodology created for the *Varieties of Democracy* project, which maps them to the scale of a mean value of 0 and a standard deviation of 1. We in turn map this to our 0-to-10 scale by assigning scores of -2.5 or lower a score of 0 and scores of $+2.5$ or higher a 10, with scores within that interval assigned scores that are interpolated linearly.

Source: V-Dem Institute, *Varieties of Democracy*.

2Biii. Harassment and Physical Hostilities

This component is calculated as an average of selected *Global Restrictions on Religion* questions:

- “GRI_Q_6: Is proselytizing limited by any level of government? (0 = No; 0.50 = Yes, for some religious groups; 1.00 = Yes, for all religious groups)” Assigned weight = 0.5.

- “GRI_Q_11_Christianity: Was there harassment or intimidation of Christians by any level of government? (0 = No; 1.00 = Yes)” Assigned weight = 0.5.
- “GRI_Q_11_Islam: Was there harassment or intimidation of Muslims by any level of government? (0 = No; 1.00 = Yes)” Assigned weight = 0.5.
- “GRI_Q_11_Buddhism: Was there harassment or intimidation of Buddhists by any level of government? (0 = No; 1.00 = Yes)” Assigned weight = 0.5.
- “GRI_Q_11_Hinduism: Was there harassment or intimidation of Hindus by any level of government? (0 = No; 1.00 = Yes)” Assigned weight = 0.5.
- “GRI_Q_11_Judaism: Was there harassment or intimidation of Jews by any level of government? (0 = No; 1.00 = Yes)” Assigned weight = 0.5.
- “GRI_Q_11_Folk Religions: Was there harassment or intimidation of adherents of folk religions by any level of government? (0 = No; 1.00 = Yes)” Assigned weight = 0.5.
- “GRI_Q_11_Other Religions: Was there harassment or intimidation of adherents of other religions (the Baha’i faith, Falun Gong, Jainism, Rastafarianism, Scientology, Shintoism, Sikhism, Taoism, Tenrikyo, Wicca, and many other religions) by any level of government? (0 = No; 1.00 = Yes)” Assigned weight = 0.5.
- “GRI_Q_12: Did the national government display hostility involving physical violence toward minority or nonapproved religious groups? (0 = No; 1.00 = Yes)” Assigned weight = 0.5.
- “GRI_Q_17: Were there instances when the national government attempted to eliminate an entire religious group’s presence in the country? (0 = No; 1.00 = Yes)” Assigned weight = 1.0.
- “GRI_Q_19_Property Damage: Did any level of government use force toward religious groups that resulted in individuals having their personal or religious properties damaged or destroyed? (0 = None; 0.20 = 1–9 cases of property damaged or destroyed; 0.40 = 10–200 cases of property damaged or destroyed; 0.60 = 201–1,000 cases of property damaged or destroyed; 0.80 = 1,001–9,999 cases of property damaged or destroyed; 1.00 = 10,000+ cases of property damaged or destroyed)” Assigned weight = 1.0.
- “GRI_Q_19_Detentions: Did any level of government use force toward religious groups that resulted in individuals being imprisoned or detained? (0 = None; 0.20 = 1–9 cases of individuals imprisoned or detained; 0.40 = 10–200 cases of individuals imprisoned or detained; 0.60 = 201–1,000 cases of individuals imprisoned or detained; 0.80 = 1,001–9,999 cases of individuals imprisoned or detained; 1.00 = 10,000+ cases of individuals imprisoned or detained)” Assigned weight = 1.0.
- “GRI_Q_19_Displacements: Did any level of government use force toward religious groups that resulted in individuals being displaced from their homes? (0 = None; 0.20 = 1–9 cases of individuals being displaced; 0.40 = 10–200 cases of individuals being displaced; 0.60 = 201–1,000 cases of individuals being displaced; 0.80 = 1,001–9,999 cases of individuals being displaced; 1.00 = 10,000+ cases of individuals being displaced)” Assigned weight = 1.0.

- “GRI_Q_19_Abuse: Did any level of government use force toward religious groups that resulted in individuals being physically abused? (0 = None; 0.20 = 1–9 cases of individuals being physically abused; 0.40 = 10–200 cases of individuals being physically abused; 0.60 = 201–1,000 cases of individuals being physically abused; 0.80 = 1,001–9,999 cases of individuals being physically abused; 1.00 = 10,000+ cases of individuals being physically abused)” Assigned weight = 1.0.
- “GRI_Q_19_Deaths: Did any level of government use force toward religious groups that resulted in individuals being killed? (0 = None; 0.20 = 1–9 cases of individuals being killed; 0.40 = 10–200 cases of individuals being killed; 0.60 = 201–1,000 cases of individuals being killed; 0.80 = 1,001–9,999 cases of individuals being killed; 1.00 = 10,000+ cases of individuals being killed)” Assigned weight = 1.0.
- “SHI_Q_1_Harassment: Has there been any harassment or intimidation of religious groups by social groups motivated by religious hatred or bias? (0 = No; 1.00 = Yes)” Assigned weight = 0.5.
- “SHI_Q_1_Property Damage: Has there been any destruction of personal or religious property motivated by religious hatred or bias? (0 = No; 1.00 = Yes)” Assigned weight = 0.5.
- “SHI_Q_1_Detentions: Have there been any detentions or abductions motivated by religious hatred or bias? (0 = No; 1.00 = Yes)” Assigned weight = 0.5.
- “SHI_Q_1_Displacements: Has there been any displacement of individuals from their homes motivated by religious hatred or bias? (0 = No; 1.00 = Yes)” Assigned weight = 0.5.
- “SHI_Q_1_Assaults: Have there been any physical assaults motivated by religious hatred or bias? (0 = No; 1.00 = Yes)” Assigned weight = 0.5.
- “SHI_Q_1_Deaths: Have there been any deaths motivated by religious hatred or bias? (0 = No; 1.00 = Yes)” Assigned weight = 0.5.
- “SHI_Q_1_harass_Christianity: Was there harassment or intimidation of Christians motivated by religious hatred or violence? (0 = No; 1.00 = Yes)” Assigned weight = 0.5.
- “SHI_Q_1_harass_Islam: Was there harassment or intimidation of Muslims motivated by religious hatred or violence? (0 = No; 1.00 = Yes)” Assigned weight = 0.5.
- “SHI_Q_1_harass_Buddhism: Was there harassment or intimidation of Buddhists motivated by religious hatred or violence? (0 = No; 1.00 = Yes)” Assigned weight = 0.5.
- “SHI_Q_1_harass_Hinduism: Was there harassment or intimidation of Hindus motivated by religious hatred or violence? (0 = No; 1.00 = Yes)” Assigned weight = 0.5.
- “SHI_Q_1_harass_Judaism: Was there harassment or intimidation of Jews motivated by religious hatred or violence? (0 = No; 1.00 = Yes)” Assigned weight = 0.5.
- “SHI_Q_1_harass_Folk Religions: Was there harassment or intimidation of adherents of folk religions motivated by religious hatred or violence? (0 = No; 1.00 = Yes)” Assigned weight = 0.5.
- “SHI_Q_1_harass_Other Religions: Was there harassment or intimidation of adherents of other religions

- motivated by religious hatred or violence? (0 = No; 1.00 = Yes)” Assigned weight = 0.5.
- “SHI_Q_2: Was there mob violence related to religion? (0 = No; 0.50 = Yes, but no deaths were reported; 1.00 = Yes, and deaths were reported)” Assigned weight = 1.0.
 - “SHI_Q_3: Were there acts of sectarian or communal violence between religious groups? (0 = No; 1.00 = Yes)” Assigned weight = 1.0.
 - “SHI_Q_4_extent: If the answer to SHI_Q_4 (Were religion-related terrorist groups active in the country?) was yes, how extensive was the terrorist groups’ activity? (0 = No; 0.25 = Yes, but their activity was limited to recruitment and fundraising; 0.50 = Yes, and their activities included violence that resulted in some casualties (1–9 injuries or deaths); 0.75 = Yes, with violence that resulted in multiple casualties (10–50 injuries or deaths); 1.00 = Yes, with violence that resulted in many casualties (more than 50 injuries or deaths))” Assigned weight = 1.0.
 - “SHI_Q_5_extent: If the answer to SHI_Q_5 (Was there a religion-related war or armed conflict in the country (including ongoing displacements from previous wars?) was yes, how extensive was the religion-related conflict? (0 = No; 0.25 = Yes, with fewer than 10,000 casualties or people displaced; 0.50 = Yes, with tens of thousands of casualties or people displaced; 0.75 = Yes, with hundreds of thousands of casualties or people displaced; 1.00 = Yes, with millions of casualties or people displaced)” Assigned weight = 1.0.
 - “SHI_Q_6: Did violence result from tensions between religious groups? (0 = No; 0.33 = There were public tensions between religious groups, but they fell short of hostilities involving physical violence; 0.67 = Yes, with physical violence in a few cases; 1.00 = Yes, with physical violence in numerous cases)” Assigned weight = 1.0.
 - “SHI_Q_7: Did organized groups use force or coercion in an attempt to dominate public life with their perspective on religion, including preventing some religious groups from operating in the country? (0 = No; 0.33 = Yes, at the local level; 0.67 = Yes, at the regional level; 1.00 = Yes, at the national level)” Assigned weight = 1.0.
 - “SHI_Q_8: Did religious groups themselves attempt to prevent other religious groups from being able to operate? (0 = No; 1.00 = Yes)” Assigned weight = 0.5.
 - “SHI_Q_9: Did individuals or groups use violence or the threat of violence, including so-called honor killings, to try to enforce religious norms? (0 = No; 1.00 = Yes)” Assigned weight = 0.5.
 - “SHI_Q_10: Were individuals assaulted or displaced from their homes in retaliation for religious activities, including preaching and other forms of religious expression, considered offensive or threatening to the majority faith? (0 = No; 1.00 = Yes)” Assigned weight = 0.5.
 - “SHI_Q_11: Were women harassed for violating religious dress codes? (0 = No; 1.00 = Yes)” Assigned weight = 0.5.
 - “SHI_Q_12: Were there incidents of hostility over proselytizing? (0 = No; 0.50 = Yes, but they fell short

of physical violence; 1.00 = Yes, and they included physical violence)” Assigned weight = 0.5.

- “SHI_Q_13: Were there incidents of hostility over conversions from one religion to another? (0 = No; 0.50 = Yes, but they fell short of physical violence; 1.00 = Yes, and they included physical violence)”

Assigned weight = 0.5.

- “GRX_22_blasphemy: Does any level of government penalize blasphemy? (0 = No; 1 = Yes)” Assigned weight = 0.5.

- “GRX_22_apostasy: Does any level of government penalize apostasy? (0 = No; 1 = Yes)” Assigned weight = 0.5.

- “GRX_22_hate speech: Does any level of government penalize hate speech? (0 = No; 1 = Yes)” Assigned weight = 0.5.

- “GRX_22_criticism of religion: Does any level of government penalize criticisms or critiques of a religion or religions? (0 = No; 1 = Yes)” Assigned weight = 0.5.

- “GRX_30: Are there reports of police enforcing religious norms? (0 = No; 1 = Yes)” Assigned weight = 0.5.

Source: Pew Research Center, *Global Restrictions on Religion*.

2Biv. Legal and Regulatory Restrictions

This component is calculated as an average of selected *Global Restrictions on Religion* questions:

- “GRI_Q_2: Does the constitution or basic law include stipulations that appear to qualify or substantially contradict the concept of “religious freedom”? (0 = No; 0.33 = Yes, there is a qualification; 0.67 = Yes, there is a substantial contradiction and only some religious practices are protected; 1.00 = Religious freedom is not provided in the first place)” Assigned weight = 1.0.

- “GRI_Q_4: Does any level of government interfere with worship or other religious practices? (0 = No; 0.33 = Yes, in a few cases; 0.67 = Yes, in many cases; 1.00 = Government prohibits worship or religious practices of one or more religious groups as a general policy)” Assigned weight = 1.0.

- “GRI_Q_5: Is public preaching by religious groups limited by any level of government? (0 = No; 0.50 = Yes, for some religious groups; 1.00 = Yes, for all religious groups)” Assigned weight = 0.5.

- “GRI_Q_7: Is converting from one religion to another limited by any level of government? (0 = No; 1.00 = Yes)” Assigned weight = 0.5.

- “GRI_Q_8: Is religious literature or broadcasting limited by any level of government? (0 = No; 1.00 = Yes)” Assigned weight = 0.5.

- “GRI_Q_9: Are foreign missionaries allowed to operate? (0 = Yes; 0.50 = Yes, but with restrictions; 1.00 = No)” Assigned weight = 1.0.

- “GRI_Q_10: Is the wearing of religious symbols, such as head coverings for women and facial hair for

- men, regulated by law or by any level of government? (0 = No; 1.00 = Yes)” Assigned weight = 0.5.
- “GRI_Q_13: Were there instances when the national government did not intervene in cases of discrimination or abuses against religious groups? (0 = No; 1 = Yes)” Assigned weight = 0.5.
 - “GRI_Q_15: Did the national government denounce one or more religious groups by characterizing them as dangerous “cults” or “sects”? (0 = No; 1.00 = Yes)” Assigned weight = 1.0.
 - “GRI_Q_16: Does any level of government formally ban any religious group? (0 = No; 1 = Yes)” Assigned weight = 0.5.
 - “GRI_Q_18: Does any level of government ask religious groups to register for any reason, including to be eligible for benefits such as tax exemption? (0 = No; 0.33 = Yes, but in a nondiscriminatory way; 0.67 = Yes, and the process adversely affects the ability of some religious groups to operate; 1.00 = Yes, and the process clearly discriminates against some religious groups)” Assigned weight = 1.0.
 - “GRI_Q_20_1: Does the country’s constitution or basic law recognize a favored religion or religions? (0 = No; 1.00 = Yes)” Assigned weight = 1.0.
 - “GRI_Q_20_2: Do all religious groups receive the same level of government access and privileges? (0 = All religious groups are generally treated the same; 0.25 = Some religious groups have minimal privileges unavailable to other religious groups, limited to things such as inheriting buildings or properties; 0.50 = Some religious groups have general privileges or government access unavailable to other religious groups; 0.75 = One religious group has privileges or government access unavailable to other religious groups, but it is not recognized as the country’s official religion; 1.00 = One religious group has privileges or government access unavailable to other religious groups, and it is recognized by the national government as the official religion)” Assigned weight = 1.0.
 - “GRI_Q_20_3_a: Does any level of government provide funds or other resources for religious education programs and/or religious schools? (0 = No; 0.50 = Yes, but with no obvious favoritism to a particular group or groups; 1.00 = Yes, and with obvious favoritism to a particular group or groups)” Assigned weight = 0.5.
 - “GRI_Q_20_3_b: Does any level of government provide funds or other resources for religious property (e.g., buildings, upkeep, repair, or land)? (0 = No; 0.50 = Yes, but with no obvious favoritism to a particular group or groups; 1.00 = Yes, and with obvious favoritism to a particular group or groups)” Assigned weight = 0.5.
 - “GRI_Q_20_3_c: Does any level of government provide funds or other resources for religious activities other than education or property? (0 = No; 0.50 = Yes, but with no obvious favoritism to a particular group or groups; 1.00 = Yes, and with obvious favoritism to a particular group or groups)” Assigned weight = 0.5.
 - “GRI_Q_20_4: Is religious education required in public schools? (0 = No; 0.50 = Yes, by at least some local governments; 1.00 = Yes, by the national government)” Assigned weight = 1.0.

- “GRI_Q_20_5: Does the national government defer in some way to religious authorities, texts, or doctrines on legal issues? (0 = No; 1.00 = Yes)” Assigned weight = 1.0.

Source: Pew Research Center, *Global Restrictions on Religion*.

2C. ASSOCIATION, ASSEMBLY, AND CIVIL SOCIETY

2Ci. Civil Society: Entry and Exit

This component is from this V-Dem database question: To what extent does the government achieve control over entry and exit by civil society organizations (CSOs) into public life?

Responses:

0: Monopolistic control. The government exercises an explicit monopoly over CSOs. The only organizations allowed to engage in political activity such as endorsing parties or politicians, sponsoring public issues forums, organizing rallies or demonstrations, engaging in strikes, or publicly commenting on public officials and policies are government-sponsored organizations. The government actively represses those who attempt to defy its monopoly on political activity.

1: Substantial control. The government licenses all CSOs and uses political criteria to bar organizations that are likely to oppose the government. There are at least some citizen-based organizations that play a limited role in politics independent of the government. The government actively represses those who attempt to flout its political criteria and bars them from any political activity.

2: Moderate control. Whether the government ban on independent CSOs is partial or full, some prohibited organizations manage to play an active political role. Despite its ban on organizations of this sort, the government does not or cannot repress them, due to either its weakness or political expedience.

3: Minimal control. Whether or not the government licenses CSOs, there exist constitutional provisions that allow the government to ban organizations or movements that have a history of anti-democratic action in the past (e.g., the banning of neo-fascist or communist organizations in the Federal Republic of Germany). Such banning takes place under strict rule of law and conditions of judicial independence.

4: Unconstrained. Whether or not the government licenses CSOs, the government does not impede their formation and operation unless they are engaged in activities to violently overthrow the government.

These responses are reported using a Bayesian aggregation methodology created for the *Varieties of Democracy* project, which maps them to the scale of a mean value of 0 and a standard deviation of 1. We in turn map this to our 0-to-10 scale by assigning scores of -2.5 or lower a score of 0 and

scores of +2.5 or higher a 10, with scores within that interval assigned scores that are interpolated linearly.

Source: V-Dem Institute, *Varieties of Democracy*.

2Cii. Freedom of Assembly

This component is from this Institutional Profiles Database question: “A1031: Freedom of assembly. (0 = no freedom of assembly; 4 = strong freedom of assembly.)”

Source: French Ministry of the Economy, Institutional Profiles Database.

2Ciii. Freedom to Form Political Parties

2Ciii(a). Barriers to Parties

This component is from this V-Dem database question: How restrictive are the barriers to forming a party? Clarification: Barriers include legal requirements such as requirements for membership or financial deposits, as well as harassment.

Responses:

- 0: Parties are not allowed.
- 1: It is impossible, or virtually impossible, for parties not affiliated with the government to form (legally).
- 2: There are significant obstacles (e.g., party leaders face high levels of regular political harassment by authorities).
- 3: There are modest barriers (e.g., party leaders face occasional political harassment by authorities).
- 4: There are no substantial barriers.

These responses are reported using a Bayesian aggregation methodology created for the *Varieties of Democracy* project, which maps them to the scale of a mean value of 0 and a standard deviation of 1. We in turn map this to our 0-to-10 scale by assigning scores of -2.5 or lower a score of 0 and scores of +2.5 or higher a 10, with scores within that interval assigned scores that are interpolated linearly.

Source: V-Dem Institute, *Varieties of Democracy*.

2Ciii(b). Party Bans

This component is from this V-Dem database question: Are any parties banned? Clarification: This does not apply to parties that are barred from competing for failing to meet registration requirements or support thresholds.

Responses:

- 0: Yes. All parties except the state-sponsored party (and closely allied parties) are banned.
- 1: Yes. Elections are non-partisan or there are no officially recognized parties.

- 2: Yes. Many parties are banned.
- 3: Yes. But only a few parties are banned.
- 4: No. No parties are officially banned.

These responses are reported using a Bayesian aggregation methodology created for the *Varieties of Democracy* project, which maps them to the scale of a mean value of 0 and a standard deviation of 1. We in turn map this to our 0-to-10 scale by assigning scores of -2.5 or lower a score of 0 and scores of $+2.5$ or higher a 10, with scores within that interval assigned scores that are interpolated linearly.

Source: V-Dem Institute, *Varieties of Democracy*.

2Civ. Opposition Parties Autonomy

This component is from this V-Dem database question: Are opposition parties independent and autonomous of the ruling regime? Clarification: An opposition party is any party that is not part of the government—i.e., that has no control over the executive.

Responses:

- 0: Opposition parties are not allowed.
- 1: There are no autonomous, independent opposition parties. Opposition parties are either selected or co-opted by the ruling regime.
- 2: At least some opposition parties are autonomous and independent of the ruling regime.
- 3: Most significant opposition parties are autonomous and independent of the ruling regime.
- 4: All opposition parties are autonomous and independent of the ruling regime.

These responses are reported using a Bayesian aggregation methodology created for the *Varieties of Democracy* project, which maps them to the scale of a mean value of 0 and a standard deviation of 1. We in turn map this to our 0-to-10 scale by assigning scores of -2.5 or lower a score of 0 and scores of $+2.5$ or higher a 10, with scores within that interval assigned scores that are interpolated linearly.

Source: V-Dem Institute, *Varieties of Democracy*.

2Cv. Civil Society Repression

This component is from this V-Dem database question: Does the government attempt to repress civil society organizations (CSOs)?

Responses:

- 0: Severely. The government violently and actively pursues all real and even some imagined members of CSOs. They seek not only to deter the activity of such groups but to effectively liquidate them. Examples include Stalinist Russia, Nazi Germany, and Maoist China.
- 1: Substantially. In addition to the kinds of harassment outlined in responses 2 and 3 below, the

government also arrests, tries, and imprisons leaders of and participants in oppositional CSOs who have acted lawfully. Other sanctions include disruption of public gatherings and violent sanctions of activists (beatings, threats to families, destruction of valuable property). Examples include Mugabe's Zimbabwe, Poland under martial law, and Serbia under Milošević.

2: Moderately. In addition to material sanctions outlined in response 3 below, the government also engages in minor legal harassment (detentions, short-term incarceration) to dissuade CSOs from acting or expressing themselves. The government may also restrict the scope of their actions through measures that restrict association of civil society organizations with each other or political parties, bar civil society organizations from taking certain actions, or block international contacts. Examples include post-martial law Poland, Brazil in the early 1980s, and the late Franco period in Spain.

3: Weakly. The government uses material sanctions (fines, firings, denial of social services) to deter oppositional CSOs from acting or expressing themselves. They may also use burdensome registration or incorporation procedures to slow the formation of new civil society organizations and sidetrack them from engagement. The government may also organize government-organized movements or nongovernmental organizations (GONGOs) to crowd out independent organizations. One example would be Singapore in the post-Yew phase or Putin's Russia.

4: No. Civil society organizations are free to organize, associate, strike, express themselves, and to criticize the government without fear of government sanctions or harassment.

These responses are reported using a Bayesian aggregation methodology created for the *Varieties of Democracy* project, which maps them to the scale of a mean value of 0 and a standard deviation of 1. We in turn map this to our 0-to-10 scale by assigning scores of -2.5 or lower a score of 0 and scores of +2.5 or higher a 10, with scores within that interval assigned scores that are interpolated linearly.

Source: V-Dem Institute, *Varieties of Democracy*.

2D. EXPRESSION AND INFORMATION

2Di. Press Killed

This component measures journalists killed covering news or offering comment on public affairs in print, in photographs, on radio, on television, or online. As such, the component includes writers, editors, publishers, producers, technicians, photographers, camera operators, and directors of news organizations. Countries with three or more journalists killed per 100,000 population earn a rating of 0. As the number of journalists killed per 100,000 population moves toward zero, the rating for this component moves toward 10. A 10 rating is assigned to countries with no journalists killed.

Source: Committee to Protect Journalists, Killed Census.

2Dii. Press Jailed

This component measures journalists imprisoned for covering news or offering comment on public affairs in print, in photographs, on radio, on television, or online. As such, the component includes writers, editors, publishers, producers, technicians, photographers, camera operators, and directors of news organizations. Countries with 1 or more journalists imprisoned per one million population earn a rating of 0. As the number of journalists imprisoned per one million population moves toward zero, the rating for this component moves toward 10. A rating of 10 is assigned to countries with no journalists imprisoned.

Source: Committee to Protect Journalists, Prison Census.

2Diii. Media Freedom

This component is from the D1 category in the *Freedom in the World* methodology: Are there free and independent media? (Note: “Media” refers to all relevant sources of news and commentary—including formal print, broadcast, and online news outlets, as well as social media and communication applications when they are used to gather or disseminate news and commentary for the general public. The question also applies to artistic works in any medium.)

Questions include: Are the media directly or indirectly censored? Is self-censorship common among journalists (the term includes professional journalists, bloggers, and citizen journalists), especially when reporting on sensitive issues, including politics, social controversies, corruption, or the activities of powerful individuals? Are journalists subject to pressure or surveillance aimed at identifying their sources? Are libel, blasphemy, security, or other restrictive laws used to punish journalists who scrutinize government officials and policies or other powerful entities through either onerous fines or imprisonment? Is it a crime to insult the honor and dignity of the president and/or other government officials? How broad is the range of such prohibitions, and how vigorously are they enforced? If media outlets are dependent on the government for their financial survival, does the government condition funding on the outlets’ cooperation in promoting official points of view and/or denying access to opposition parties and civic critics? Do powerful private actors engage in similar practices? Do the owners of private media exert improper editorial control over journalists or publishers, skewing news coverage to suit their personal business or political interests? Is media coverage excessively partisan, with the majority of outlets consistently favoring either side of the political spectrum? Does the government attempt to influence media content and access through means including politically motivated awarding or suspension of broadcast frequencies and newspaper registrations, unfair control and influence over printing facilities and distribution networks, blackouts of internet or mobile service, selective distribution of advertising, onerous operating requirements, prohibitive tariffs, and bribery? Are journalists threatened, harassed online, arrested, imprisoned, beaten, or killed by government or nonstate actors for their legitimate journalistic activities, and if such cases occur, are they investigated and

prosecuted fairly and expeditiously? Do women journalists encounter gender-specific obstacles to carrying out their work, including threats of sexual violence or strict gender segregation? Are works of literature, art, music, or other forms of cultural expression censored or banned for political purposes?

For the years 2017 and 2018, we translate Freedom House's 0–4 scale by simply multiplying by 2.5 such that the minimum score given is 0 and the maximum score given is 10. Earlier years' data were reported continuously over the interval.

Source: Freedom House, *Freedom in the World*.

2Div. Access to Cable/Satellite

This component is from this Institutional Profiles Database question: “Freedom of information: Freedom of access to cable/satellite (television). (0 = no freedom of access to cable/satellite; 4 = complete freedom of access to cable/satellite.)”

Source: French Ministry of the Economy, Institutional Profiles Database.

2Dv. Access to Foreign Newspapers

This component is from this Institutional Profiles Database question: “Freedom of information: Freedom of access to foreign newspapers (no seizures, censorship, etc.). (0 = no freedom of access to foreign newspapers; 4 = complete freedom of access to foreign newspapers.)”

Source: French Ministry of the Economy, Institutional Profiles Database.

2Dvi. State Control over Internet Access

This component is from this Institutional Profiles Database question: “Freedom of information: Freedom of access, navigation, and publication on the internet. (0 = no freedom of internet access; 4 = complete freedom of navigation and publication.)”

Source: French Ministry of the Economy, Institutional Profiles Database.

2E. IDENTITY AND RELATIONSHIPS

2Ei. Legal Gender

The component is based on the measures for sex/gender marker change, upon which rating intervals were constructed. Countries with more restrictions and requirements for sex/gender marker change received lower ratings. A rating of 10 was assigned to countries with no requirements for sex/gender marker change. A rating of 7 was assigned to countries with prohibitive medical requirements, including hormonal treatment, sterilization, and genital surgery. A rating of 0 was assigned to countries without a possibility for

sex/gender marker change.

Sources: Z. Chiam et al., *Trans Legal Mapping Report 2016: Recognition before the Law* (Geneva: International Lesbian, Gay, Bisexual, Trans and Intersex Association, 2016); Human Rights Watch, *Country Profiles: Sexual Orientation and Gender Identity*.

2Eii. Same-Sex Relationships

2Eii(a). Male-to-Male Relationships

This subcomponent is based on the International Lesbian, Gay, Bisexual, Trans and Intersex Association's Sexual Orientation Laws Dataset on male-to-male relationships. A rating of 10 was assigned to countries where male-to-male relationships are legal. A rating of 5 was assigned to countries where male-to-male relationships are legal only in some areas of the country. A rating of 0 was assigned to countries where male-to-male relationships are illegal.

Source: International Lesbian, Gay, Bisexual, Trans and Intersex Association, Sexual Orientation Laws Dataset.

2Eii(b). Female-to-Female Relationships

This subcomponent is based on the International Lesbian, Gay, Bisexual, Trans and Intersex Association's Sexual Orientation Laws Dataset on female-to-female relationships. A rating of 10 was assigned to countries where female-to-female relationships are legal. A rating of 5 was assigned to countries where female-to-female relationships are legal only in some areas of the country. A rating of 0 was assigned to countries where female-to-female relationships are illegal.

Source: International Lesbian, Gay, Bisexual, Trans and Intersex Association, Sexual Orientation Laws Dataset.

2Eiii. Divorce

This component measures whether women and men have the same legal rights to initiate divorce and have the same requirements for divorce or annulment. A rating of 10 was assigned to countries where women have both the same rights to initiate divorce and the same requirements to finalize divorce or annulment as men, without negative repercussions on their parental authority. A rating of 7.5 was assigned to countries where women of all groups have both the same rights to initiate divorce and the same requirements to finalize divorce or annulment as men, without negative repercussions on their parental authority, but where some customary, religious, or traditional laws or practices discriminate against women's rights regarding divorce and/or parental authority after divorce. A rating of 5 was assigned to countries where women have

both the same rights to initiate divorce and the same requirements to finalize divorce or annulment as men, without negative repercussions on their parental authority, but where this right does not apply to all groups of women. A rating of 2.5 was assigned to countries where women do not have the same rights over divorce as men: either their rights to initiate divorce and/or the requirements to finalize divorce or annulment are unequal, or their parental authority after divorce is restricted. A rating of 0 was assigned to countries where women do not have the same rights over divorce as men: their rights to initiate divorce and/or the requirements to finalize divorce or annulment are unequal and their parental authority after divorce is restricted. For 2008–2016, this component is an average of two measurements: whether women and men have the same right to be the legal guardian of and have custody rights over a child after divorce and the extent to which women and men have the same rights to initiate divorce.

Source: OECD, *Social Institutions and Gender Index*.

ECONOMIC FREEDOM

A. SIZE OF GOVERNMENT

Ai. Government Consumption

This component is measured as general government consumption spending as a percentage of total consumption. The rating for this component, as with many of the following components, is designed to mirror the actual distribution of the raw data but on a 0-to-10 scale. The rating is equal to: $(V_{\max} - V_i) / (V_{\max} - V_{\min})$ multiplied by 10. The V_i is the country's actual government consumption as a proportion of total consumption, while the V_{\max} and V_{\min} were set at 40 and 6, respectively. The 1990 data were used to derive the maximum and minimum values for this component. Countries with a larger proportion of government expenditures received lower ratings. In contrast, as the ratio approaches the maximum value, the ratio moves toward 0.

Sources: World Bank, World Development Indicators; International Monetary Fund, International Financial Statistics; United Nations National Accounts.

Aii. Transfers and Subsidies

This component is measured as general government transfers and subsidies as a share of GDP. The rating for this component is equal to: $(V_{\max} - V_i) / (V_{\max} - V_{\min})$ multiplied by 10. The V_i is the country's ratio of transfers and subsidies to GDP, while the V_{\max} and V_{\min} values are set at 37.2 and 0.5, respectively. The 1990 data were used to derive the maximum and minimum values for this component. The formula will generate lower ratings for countries with larger transfer sectors. When the size of a country's transfer sector

approaches that of the country with the largest transfer sector during the 1990 benchmark year, the rating of the country will approach 0.

Sources: International Monetary Fund, *Government Finance Statistics Yearbook*; World Bank, World Development Indicators; International Monetary Fund, International Financial Statistics; United Nations National Accounts.

Aiii. Government Enterprises and Investment

Data on government investment as a share of total investment were used to construct the 0-to-10 ratings. Countries with more government enterprises and government investment received lower ratings. The rating for this component is equal to: $(V_{\max} - V_i) / (V_{\max} - V_{\min})$ multiplied by 10. The V_i is the country's ratio of transfers and subsidies to GDP, while the V_{\max} and V_{\min} values are set at 50.0 and 15.0, respectively. Minimum and maximum values were chosen to match the methodology of earlier years, which had categorized regimes instead of mapping data to a linear scale.

Sources: International Monetary Fund, *Government Finance Statistics Yearbook*; World Bank, World Development Indicators; International Monetary Fund, International Financial Statistics; World Economic Forum, *Global Competitiveness Report*; United Nations National Accounts; European Bank for Reconstruction and Development, Transition Indicators.

Aiv. Top Marginal Tax Rate

Aiv(a). Top Marginal Income Tax Rate

Countries with higher marginal tax rates that take effect at lower income thresholds received lower ratings based on the matrix on page 214 in James Gwartney et al., *Economic Freedom of the World: 2020 Annual Report* (Vancouver: Fraser Institute, 2020). The income threshold data were converted from local currency to 1982/1984 US dollars (using beginning-of-year exchange rates and the U.S. Consumer Price Index). These figures include subnational rates if applicable.

Sources: PricewaterhouseCoopers, Worldwide Tax Summaries online; PricewaterhouseCoopers, *Individual Taxes: A Worldwide Summary* (various issues); Ernst & Young, *Worldwide Personal Tax and Immigration Guide* (various issues); Deloitte International Tax Source, *Guide to Fiscal Information: Key Economies in Africa* (various issues).

Aiv(b). Top Marginal Income and Payroll Tax Rates

Countries with higher marginal income and payroll (wage) tax rates that take effect at lower income thresholds received lower ratings based on the matrix on page 214 in James Gwartney et al., *Economic Freedom of the World: 2020 Annual Report* (Vancouver: Fraser Institute, 2020). The income threshold data were

converted from local currency to 1983 US dollars (using beginning-of-year exchange rates and the U.S. Consumer Price Index). These figures include subnational rates if applicable.

Sources: PricewaterhouseCoopers, Worldwide Tax Summaries online; PricewaterhouseCoopers, *Individual Taxes: A Worldwide Summary* (various issues); Ernst & Young, *Worldwide Personal Tax and Immigration Guide* (various issues); Deloitte International Tax Source, *Guide to Fiscal Information: Key Economies in Africa* (various issues).

Av. State Ownership of Assets

This component is based on ratings from the *Varieties of Democracy* (V-Dem) data on State Ownership of the Economy, which “gauges the degree to which the state owns and controls capital (including land) in the industrial, agricultural, and service sectors. It does not measure the extent of government revenue and expenditure as a share of total output; indeed, it is quite common for states with expansive fiscal policies to exercise little direct control (and virtually no ownership) over the economy.” The rating for this component is designed to mirror the actual distribution of the raw data, but on a 0-to-10 scale. The rating is equal to: $(V_i - V_{\min}) / (V_{\max} - V_{\min})$ multiplied by 10. The V_i is the country’s state ownership score, while the V_{\max} and V_{\min} were set at 2.5 standard deviations above and below the average, respectively. Countries with greater government ownership of assets get lower scores.

Source: V-Dem Institute, *Varieties of Democracy*.

B. LEGAL SYSTEM AND PROPERTY RIGHTS

Bi. Judicial Independence

The first source of this component is from the *Global Competitiveness Report* question: “Is the judiciary in your country independent from political influences of members of government, citizens, or firms? No—heavily influenced (= 1) or Yes—entirely independent (= 7).” The question’s wording has varied slightly over the years. All variables from the *Global Competitiveness Report* were converted from the original 1-to-7 scale to a 0-to-10 scale using this formula: $EFWi = ((GCRi - 1) \div 6) \times 10$. The second source is a collection of questions from the V-Dem dataset, namely: Judicial Purges, Government Attacks on the Judiciary, Court Packing, High Court Independence, and Low Court Independence. These variables are averaged and scaled to earlier Judicial Independence data via regression. The third data source originates with Linzer and Staton (2015), “A Global Measure of Judicial Independence, 1900–2015.” This data source scores on a 0-to-1 scale, so it was multiplied by 10 to place it on the scale of the other variables. The final number is the average of whichever of these three sources are available.

Sources: World Economic Forum, *Global Competitiveness Report*; V-Dem Institute, *Varieties of Democracy*; Drew Linzer and Jeffrey Staton, “A Global Measure of Judicial Independence: 1948–2012,” *Journal of Law and Courts* 3, no. 2 (2015): 223–56.

Bii. Impartial Courts

The first source of this component is from the *Global Competitiveness Report* question: “The legal framework in your country for private businesses to settle disputes and challenge the legality of government actions and/or regulations is inefficient and subject to manipulation (= 1) or is efficient and follows a clear, neutral process (= 7).” The question’s wording has varied slightly over the years. The second source of this component is Judicial Corrupt Decision from the V-Dem dataset, which has been scaled to earlier Impartial Courts data via regression. The third is the Rule of Law indicator found in the Worldwide Governance Indicators. The formula used to calculate the 0-to-10 ratings was $(V_i - V_{\min}) / (V_{\max} - V_{\min})$ multiplied by 10. V_i represents the component value. The values for V_{\max} and V_{\min} were set at 2.5 and -2.5, respectively. Countries with values outside the V_{\max} and V_{\min} range received ratings of either 0 or 10, accordingly. The final number is the average of whichever of these three sources are available.

Sources: World Economic Forum, *Global Competitiveness Report*; World Bank, Worldwide Governance Indicators; V-Dem Institute, *Varieties of Democracy*.

Biii. Protection of Property Rights

The first source of this component is from the *Global Competitiveness Report* question: “Property rights, including over financial assets, are poorly defined and not protected by law (= 1) or are clearly defined and well protected by law (= 7).” The second source is Property Rights for Men from V-Dem. (An adjustment for the area as a whole is made later to uniformly account for gender disparities.) The V-Dem data have been scaled to earlier Protection of Property Rights data via regression. The third source is Property Rights and Rule-Based Governance from *Country Policy and Institutional Assessment* data from the World Bank. This has been scaled to the Legal System and Property Rights data via regression. The final number is the average of whichever of these three sources are available.

Sources: World Economic Forum, *Global Competitiveness Report*; V-Dem Institute, *Varieties of Democracy*; World Bank, *Country Policy and Institutional Assessment*.

Biv. Military Interference in Rule of Law and Politics

This component is based on the *International Country Risk Guide* Political Risk Component G, Military in Politics: “A measure of the military’s involvement in politics. Since the military is not elected, involvement, even at a peripheral level, diminishes democratic accountability. Military involvement might stem from an external or internal threat, be symptomatic of underlying difficulties, or be a full-scale military takeover. Over the long term, a system of military government will almost certainly diminish effective governmental functioning, become corrupt, and create an uneasy environment for foreign businesses.”

Source: PRS Group, *International Country Risk Guide*.

Bv. Integrity of the Legal System

The first source of this component is based on the *International Country Risk Guide* Political Risk Component I for Law and Order: “Two measures comprising one risk component. Each subcomponent equals half of the total. The ‘law’ subcomponent assesses the strength and impartiality of the legal system, and the ‘order’ subcomponent assesses popular observance of the law.” The second source is Judicial Accountability, Compliance with the High Court, Judicial Review, Transparent Laws with Predictable Enforcement, and Access to Justice for Men from the V-Dem dataset. (An adjustment for the area as a whole is made later to uniformly account for gender disparities.) These variables are averaged and scaled to earlier Integrity of the Legal System data via regression. The final number is the average of whichever of these two sources is available.

Sources: PRS Group, *International Country Risk Guide*; V-Dem Institute, *Varieties of Democracy*.

Bvi. Legal Enforcement of Contracts

This first source of this component is based on the World Bank’s *Doing Business* estimates for the time and money required to collect a debt. The debt is assumed to equal 200 percent of the country’s per capita income where the plaintiff has complied with the contract and judicial judgment is rendered in his favor. Ratings of 0 to 10 were constructed for (1) the time cost (measured in number of calendar days required from the moment the lawsuit is filed until payment) and (2) the monetary cost of the case (measured as a percentage of the debt). These two ratings were then averaged to arrive at the final rating for this subcomponent. The formula used to calculate the 0-to-10 ratings was $(V_{\max} - V_i) / (V_{\max} - V_{\min})$ multiplied by 10. V_i represents the time or money cost value. The values for V_{\max} and V_{\min} were set at 725 days and 82.3 percent (1.5 standard deviations above average in 2005) and 62 days (1.5 standard deviations below average in 2005) and 0 percent, respectively. Countries with values outside the range from V_{\max} to V_{\min} received ratings of either 0 or 10, accordingly. The second source of this component is Enforcement of Contracts from the Historical Ratings Research Package by Business Environment Risk Intelligence. The formula used to calculate the 0-to-10 ratings was $(V_i - V_{\min}) / (V_{\max} - V_{\min})$ multiplied by 10. V_i represents the component value. The values for V_{\max} and V_{\min} were set at 4 and 0, which corresponds to the range of the variable. The final number is the average of whichever of these two sources is available.

Sources: World Bank, *Doing Business*; Business Environment Risk Intelligence, Historical Ratings Research Package.

Bvii. Regulatory Costs of the Sale of Real Property

This subcomponent is based on the World Bank’s *Doing Business* data on the time measured in days and monetary costs required to transfer ownership of property that includes land and a warehouse. Ratings of

0 to 10 were constructed for (1) the time cost (measured in number of calendar days required to transfer ownership) and (2) the monetary cost of transferring ownership (measured as a percentage of the property value). These two ratings were then averaged to arrive at the final rating for this subcomponent. The formula used to calculate the 0-to-10 ratings was $(V_{\max} - V_i) / (V_{\max} - V_{\min})$ multiplied by 10. V_i represents the time or money cost value. The values for V_{\max} and V_{\min} were set at 265 days and 15 percent (1.5 standard deviations above average in 2005) and 0 days and 0 percent, respectively. Countries with values outside the range from V_{\max} to V_{\min} received ratings of either 0 or 10, accordingly.

Source: World Bank, *Doing Business*.

Bviii. Reliability of Police

This component is from the *Global Competitiveness Report* question: “To what extent can police services be relied upon to enforce law and order in your country? (1 = Cannot be relied upon at all; 7 = Can be completely relied upon).”

Source: World Economic Forum, *Global Competitiveness Report*.

C. SOUND MONEY

Ci. Money Growth

This component measures the average annual growth of the money supply in the past five years minus average annual growth of real GDP in the past 10 years. Countries where growth of the money supply greatly exceeds growth of real output receive lower ratings. The M1 money supply (basically defined as checkable deposits plus currency in circulation) figures were used to measure the growth rate of the money supply. The rating is equal to $(V_{\max} - V_i) / (V_{\max} - V_{\min})$ multiplied by 10. V_i represents the average annual growth rate of the money supply during the past five years adjusted for the growth of real GDP during the previous 10 years. The values for V_{\min} and V_{\max} were set at 0 and 50 percent, respectively. Therefore, if the adjusted growth rate of the money supply during the past five years was 0, indicating that money growth was equal to the long-term growth of real output, the formula generates a rating of 10. Ratings decline as the adjusted growth of the money supply increases toward 50 percent. When the adjusted annual money growth is equal to (or greater than) 50 percent, a rating of 0 results.

Sources: World Bank, World Development Indicators; International Monetary Fund, International Financial Statistics; United Nations National Accounts.

Cii. Standard Deviation of Inflation

This component measures the standard deviation of the inflation rate over the past five years. Generally, the GDP deflator was used as the measure of inflation for this component. When those data were unavailable,

the Consumer Price Index was used. The following formula was used to determine the 0-to-10 scale rating for each country: $(V_{\max} - V_i) / (V_{\max} - V_{\min})$ multiplied by 10. V_i represents the country's standard deviation of the annual rate of inflation during the past five years. The values for V_{\min} and V_{\max} were set at 0 and 25 percent, respectively. This procedure will allocate the highest ratings to the countries with the least variation in the annual rate of inflation. A perfect 10 results when there is no variation in the rate of inflation over the five-year period. Ratings will decline toward 0 as the standard deviation of the inflation rate approaches 25 percent annually.

Sources: World Bank, World Development Indicators; International Monetary Fund, International Financial Statistics.

Ciii. Inflation: Most Recent Year

Generally, the Consumer Price Index was used as the measure of inflation for this component because it is often available before the GDP deflator is available. When those data were unavailable, the GDP deflator inflation rate was used. The 0-to-10 country ratings were derived by the following formula: $(V_{\max} - V_i) / (V_{\max} - V_{\min})$ multiplied by 10. V_i represents the rate of inflation during the most recent year. The values for V_{\min} and V_{\max} were set at 0 and 50 percent, respectively—the lower the rate of inflation, the higher the rating. Countries that achieve perfect price stability earn a rating of 10. As the annual inflation rate moves toward 50 percent, the rating for this component moves toward 0. A 0 rating is assigned to all countries with an inflation rate of 50 percent or more.

Sources: World Bank, World Development Indicators; International Monetary Fund, International Financial Statistics.

Civ. Freedom to Own Foreign Currency Bank Accounts

When foreign currency bank accounts were permissible without any restrictions both domestically and abroad, the rating was 10; when these accounts were restricted, the rating was 0. If foreign currency bank accounts were permissible domestically but not abroad (or vice versa), the rating was 5.

Source: International Monetary Fund, *Annual Report on Exchange Arrangements and Exchange Restrictions*.

D. FREEDOM TO TRADE INTERNATIONALLY

Di. Tariffs

Di(a). Revenues from Trade Taxes (% of trade sector)

This subcomponent measures the amount of tax on international trade as a share of exports and imports. The formula used to calculate the ratings for this subcomponent was $(V_{\max} - V_i) / (V_{\max} - V_{\min})$ multiplied by 10. V_i represents the revenue derived from taxes on international trade as a share of the trade sector.

The values for V_{\min} and V_{\max} were set at 0 and 15 percent, respectively. This formula leads to lower ratings as the average tax rate on international trade increases. Countries with no specific taxes on international trade earn a perfect 10. As the revenues from these taxes rise toward 15 percent of international trade, ratings decline toward 0.

Sources: International Monetary Fund, *Government Finance Statistics Yearbook*; International Monetary Fund, *International Financial Statistics*.

Di(b). Mean Tariff Rate

This subcomponent is based on the unweighted mean of tariff rates. The formula used to calculate the 0-to-10 rating for each country was $(V_{\max} - V_i) / (V_{\max} - V_{\min})$ multiplied by 10. V_i represents the country's mean tariff rate. The values for V_{\min} and V_{\max} were set at 0 percent and 50 percent, respectively. This formula will allocate a rating of 10 to countries that do not impose tariffs. As the mean tariff rate increases, countries are assigned lower ratings. The rating will decline toward 0 as the mean tariff rate approaches 50 percent. (Note that, except for two or three extreme observations, all countries have mean tariff rates within this range from 0 percent to 50 percent.)

Source: World Trade Organization, *World Tariff Profiles*.

Di(c). Standard Deviation of Tariff Rates

Compared with a uniform tariff, wide variations in tariff rates indicate greater efforts toward central planning of the economy's production and consumption patterns. Thus, countries with a greater variation in their tariff rates are given lower ratings. The formula used to calculate the 0-to-10 ratings for this component was $(V_{\max} - V_i) / (V_{\max} - V_{\min})$ multiplied by 10. V_i represents the standard deviation of the country's tariff rates. The values for V_{\min} and V_{\max} were set at 0 percent and 25 percent, respectively. This formula will allocate a rating of 10 to countries that impose a uniform tariff. As the standard deviation of tariff rates increases toward 25 percent, ratings decline toward 0. (Note that, except for a few very extreme observations, the standard deviations of the tariff rates for the countries in our study fall within this 0 percent to 25 percent range.)

Source: World Trade Organization, *World Tariff Profiles*.

Dii. Regulatory Trade Barriers

Dii(a). Nontariff Trade Barriers

This subcomponent is based on the *Global Competitiveness Report* survey question: "In your country, tariff and non-tariff barriers significantly reduce the ability of imported goods to compete in the domestic market. 1–7

(best).” The question’s wording has varied slightly over the years. Note, notwithstanding the subcomponent’s title, this indicator captures both tariff and nontariff barriers.

Source: World Economic Forum, *Global Competitiveness Report*.

Dii(b). Compliance Costs of Importing and Exporting

This subcomponent is based on the World Bank’s *Doing Business* data on the time (i.e., nonmoney) cost of procedures required to import a full 20-foot container of dry goods that contains no hazardous or military items. Countries where it takes longer to import or export are given lower ratings. Ratings of 0 to 10 were constructed for (1) the time cost (in hours) associated with border compliance and documentary compliance when exporting and (2) the time cost (in hours) associated with border compliance and documentary compliance when importing. These two ratings were then averaged to arrive at the final rating for this subcomponent. The formula used to calculate the 0-to-10 ratings was $(V_{\max} - V_i) / (V_{\max} - V_{\min})$ multiplied by 10. V_i represents the time cost value. The values for V_{\max} and V_{\min} were set, respectively, at 228.38 (1.5 standard deviations above average in 2014) and 0 hours for exporting, and 338.00 hours (1.5 standard deviations below average in 2014) and 0 hours for importing. Countries with values outside the V_{\max} and V_{\min} range received ratings of either 0 or 10, accordingly.

Source: World Bank, *Doing Business*.

Diii. Black-Market Exchange Rates

This component is based on the percentage difference between the official and the parallel (black-market) exchange rate. The formula used to calculate the 0-to-10 ratings for this component was $(V_{\max} - V_i) / (V_{\max} - V_{\min})$ multiplied by 10. V_i is the country’s black-market exchange-rate premium. The values for V_{\min} and V_{\max} were set at 0 percent and 50 percent, respectively. This formula will allocate a rating of 10 to countries without a black-market exchange rate; that is, those with a domestic currency that is fully convertible without restrictions. When exchange rate controls are present and a black market exists, the ratings will decline toward 0 as the black-market premium increases toward 50 percent. A 0 rating is given when the black-market premium is equal to, or greater than, 50 percent.

Source: Monetary Research Institute, *MRI Bankers’ Guide to Foreign Currency*.

Div. Controls of the Movement of Capital and People

Div(a). Financial Openness

This subcomponent is based on the Chinn-Ito Index of de jure financial openness. This index is composed of a series of dummy variables that “codify the tabulation of restrictions on cross-border financial

transactions reported in the IMF's *Annual Report on Exchange Arrangements and Exchange Restrictions*." This data source scores from a 0-to-1 scale, so it was multiplied by 10 to place it on the 0-to-10 scale.

Sources: Menzie D. Chinn and Hiro Ito, "What Matters for Financial Development? Capital Controls, Institutions, and Interactions," *Journal of Development Economics* 81, no. 1 (2006): 163–91; Menzie D. Chinn and Hiro Ito, "A New Measure of Financial Openness," *Journal of Comparative Policy Analysis* 10, no. 3 (2008): 309–22.

Div(b). Capital Controls

The International Monetary Fund reports on up to 13 types of international capital controls. The 0-to-10 rating is the percentage of capital controls not levied as a share of the total number of capital controls listed, multiplied by 10.

Source: International Monetary Fund, *Annual Report on Exchange Arrangements and Exchange Restrictions*.

Div(c). Freedom of Foreigners to Visit

This component measures the percentage of countries for which a country requires a visa from foreign visitors. It reflects the freedom of foreigners to travel to this country for tourist and short-term business purposes. The formula used to calculate the 0-to-10 ratings was $(V_i - V_{\min}) / (V_{\max} - V_{\min})$ multiplied by 10. V_i represents the component value. The values for V_{\max} and V_{\min} were set at 47.2 (1 standard deviation above average) and 0. Countries with values outside the V_{\max} and V_{\min} range received ratings of either 0 or 10, accordingly.

Sources: Robert Lawson and Jayme Lemke, "Travel Visas," *Public Choice* 154, no. 1–2 (2012): 17–36; authors' calculations.

E. REGULATION

Ei. Credit Market Regulations

Ei(a). Ownership of Banks

Data on the percentage of bank deposits held in privately owned banks were used to construct rating intervals. Countries with larger shares of privately held deposits received higher ratings. When privately held deposits totaled between 95 percent and 100 percent, countries were given a rating of 10. When private deposits constituted between 75 percent and 95 percent of the total, a rating of 8 was assigned. When private deposits were between 40 percent and 75 percent of the total, the rating was 5. When private deposits totaled between 10 percent and 40 percent, countries received a rating of 2. A 0 rating was assigned when private deposits were 10 percent or less of the total.

Sources: Deniz Anginer et al., “Bank Regulation and Supervision Ten Years after the Global Financial Crisis” (Policy Research Working Paper 9044, World Bank, 2019); World Bank, Bank Regulation and Supervision Survey; James R. Barth, Gerard Caprio, and Ross Levine, *Rethinking Bank Regulation: Till Angels Govern* (Cambridge: Cambridge University Press, 2006).

Ei(b). Private-Sector Credit

This subcomponent measures the extent of government borrowing relative to private-sector borrowing. Greater government borrowing indicates more central planning and results in lower ratings. If available, this subcomponent is calculated as the government fiscal deficit as a share of gross saving. The formula used to derive the country ratings for this subcomponent was $(V_{\max} - V_i) / (V_{\max} - V_{\min})$ multiplied by 10. V_i is the [absolute value of the] deficit to gross savings ratio, and the values for V_{\max} and V_{\min} are set at 100 percent and 0 percent, respectively. The formula allocates higher ratings as the deficit gets smaller (that is, closer to 0) relative to gross saving. If the deficit data are not available, the component is instead based on the share of private credit relative to total credit extended in the banking sector. Higher values are indicative of greater economic freedom. Thus, the formula used to derive the country ratings for this subcomponent was $(V_i - V_{\min}) / (V_{\max} - V_{\min})$ multiplied by 10. V_i is the share of the country’s total domestic credit allocated to the private sector and the values for V_{\max} and V_{\min} are set at 99.9 percent and 10.0 percent, respectively. The 1990 data were used to derive the maximum and minimum values for this component. The formula allocates higher ratings as the share of credit extended to the private sector increases.

Sources: World Bank, World Development Indicators; World Economic Forum, *Global Competitiveness Report*; International Monetary Fund, International Financial Statistics.

Ei(c). Interest Rate Controls/Negative Real Interest Rates

Data on credit-market controls and regulations were used to construct rating intervals. Countries with interest rates determined by the market, stable monetary policy, and reasonable real-deposit and lending-rate spreads received higher ratings. When interest rates were determined primarily by market forces as evidenced by reasonable deposit and lending-rate spreads, and when real interest rates were positive, countries were given a rating of 10. When interest rates were primarily market-determined but the real rates were sometimes slightly negative (less than 5 percent) or the differential between the deposit and lending rates was large (8 percent or more), countries received a rating of 8. When the real deposit or lending rate was persistently negative by a single-digit amount or the differential between them was regulated by the government, countries were rated at 6. When the deposit and lending rates were fixed by the government and the real rates were often negative by single-digit amounts, countries were assigned a rating of 4. When the real deposit or lending rate was persistently negative by a double-digit amount,

countries received a rating of 2. A rating of 0 was assigned when the deposit and lending rates were fixed by the government and real rates were persistently negative by double-digit amounts or hyperinflation had virtually eliminated the credit market.

Sources: World Bank, World Development Indicators; International Monetary Fund, International Financial Statistics; U.S. Central Intelligence Agency, *The World Factbook*.

Eii. Labor Market Regulations

Eii(a). Hiring Regulations and Minimum Wage

This subcomponent is based on the “Employing Workers” section of the World Bank’s *Doing Business* and uses the following components: (1) whether fixed-term contracts are prohibited for permanent tasks; (2) the maximum cumulative duration of fixed-term contracts; and (3) the ratio of the minimum wage for a trainee or first-time employee to the average value added per worker. An economy is assigned a score of 1 if fixed-term contracts are prohibited for permanent tasks and a score of 0 if they can be used for any task. A score of 1 is assigned if the maximum cumulative duration of fixed-term contracts is less than 3 years; 0.5 if it is 3 years or more but less than 5 years; and 0 if fixed-term contracts can last 5 years or more. Finally, a score of 1 is assigned if the ratio of the minimum wage to the average value added per worker is 0.75 or more; 0.67 for a ratio of 0.50 or more but less than 0.75; 0.33 for a ratio of 0.25 or more but less than 0.50; and 0 for a ratio of less than 0.25. More severe labor contract restrictions and/or higher minimum wages result in lower ratings for this subcomponent.

Source: World Bank, *Doing Business*.

Eii(b). Hiring and Firing Regulations

This subcomponent is based on the *Global Competitiveness Report* question: “The hiring and firing of workers is impeded by regulations (= 1) or flexibly determined by employers (= 7).” The question’s wording has varied over the years.

Source: World Economic Forum, *Global Competitiveness Report*.

Eii(c). Centralized Collective Bargaining

This subcomponent is based on the *Global Competitiveness Report* question: “Wages in your country are set by a centralized bargaining process (= 1) or up to each individual company (= 7).” The wording of the question has varied over the years.

Source: World Economic Forum, *Global Competitiveness Report*.

Eii(d). Hours Regulations

This subcomponent, based on the Employing Labor section in the World Bank's *Doing Business*, uses the following five components: (1) whether there are restrictions on night work; (2) whether there are restrictions on holiday work; (3) whether the length of the work week can be 5.5 days or longer; (4) whether there are restrictions on overtime work; and (5) whether the average paid annual leave is 21 working days or more. For each question, when the regulations apply, a score of 1 is given. If there are no restrictions, the economy receives a score of 0. The 0-to-10 rating is based on how many of these regulations are in place: no regulations results in a rating of 10; one regulation results in a rating of 8; and so on.

Source: World Bank, *Doing Business*.

Eii(e). Mandated Cost of Worker Dismissal

This subcomponent is based on the World Bank's *Doing Business* data on the cost of the advance notice requirements, severance payments, and penalties due when dismissing a redundant worker with 10-years tenure. The formula used to calculate the 0-to-10 ratings was $(V_{\max} - V_i) / (V_{\max} - V_{\min})$ multiplied by 10. V_i represents the dismissal cost (measured in weeks of wages). The values for V_{\max} and V_{\min} were set at 58 weeks (1.5 standard deviations above average in 2005) and 0 weeks, respectively. Countries with values outside the V_{\max} and V_{\min} range received ratings of either 0 or 10, accordingly.

Source: World Bank, *Doing Business*.

Eii(f). Conscription

Data on the use and duration of military conscription were used to construct rating intervals. Countries with longer conscription periods received lower ratings. A rating of 10 was assigned to countries without military conscription. When length of conscription was six months or less, countries were given a rating of 5. When length of conscription was more than six months but not more than 12 months, countries were rated at 3. When length of conscription was more than 12 months but not more than 18 months, countries were assigned a rating of 1. When conscription periods exceeded 18 months, countries were rated 0. If conscription was present but apparently not strictly enforced or the length of service could not be determined, the country was given a rating of 3. In cases where it is clear that conscription is never used, even though it may be possible, a rating of 10 is given. If a country's mandated national service includes clear nonmilitary options, the country was given a rating of 5.

Sources: International Institute for Strategic Studies, *The Military Balance*; War Resisters International, World Survey of Conscription and Conscientious Objection to Military Service; additional online sources used as necessary.

Eiii. Business Regulations

Eiii(a). Administrative Requirements

This subcomponent is based on the *Global Competitiveness Report* question: “Complying with administrative requirements (permits, regulations, reporting) issued by the government in your country is (1 = burdensome, 7 = not burdensome).” The question’s wording has varied slightly over the years.

Source: World Economic Forum, *Global Competitiveness Report*.

Eiii(b). Bureaucracy Costs

This subcomponent is based on the “Regulatory Burden Risk Ratings” from IHS Markit, which measures “[t]he risk that normal business operations become more costly due to the regulatory environment. This includes regulatory compliance and bureaucratic inefficiency and/or opacity. Regulatory burdens vary across sectors so scoring should give greater weight to sectors contributing the most to the economy.” The raw scores range, roughly, from 0 to 7, with higher values indicating greater risk. The formula used to calculate the 0-to-10 ratings was $(V_{\max} - V_i) / (V_{\max} - V_{\min})$ multiplied by 10. V_i is the country’s Regulatory Burden rating, while the V_{\max} and V_{\min} were set at 5 and 0.5, respectively. These ratings were first published for 2014, and the 2014 ratings were used for 2012–2013. This source replaces that used previously, the World Economic Forum’s *Global Competitiveness Report* question: “Standards on product/service quality, energy and other regulations (outside environmental regulations) in your country are: (1 = lax or non-existent, 7 = among the world’s most stringent).”

Source: IHS Markit.

Eiii(c). Starting a Business

This subcomponent is based on the World Bank’s *Doing Business* data on the amount of time and money it takes to start a new limited liability business. Countries where it takes longer or is more costly to start a new business are given lower ratings. Ratings of 0 to 10 were constructed for three variables: (1) time (measured in days) necessary to comply with regulations when starting a limited liability company; (2) money costs of the fees paid to regulatory authorities (measured as a share of per capita income); and (3) minimum capital requirements—that is, funds that must be deposited into a company bank account (measured as a share of per capita income). These three ratings were then averaged to arrive at the final rating for this subcomponent. The formula used to calculate the 0-to-10 ratings was $(V_{\max} - V_i) / (V_{\max} - V_{\min})$ multiplied by 10. V_i represents the variable value. The values for V_{\max} and V_{\min} were set at 104 days, 317 percent, and 1,017 percent (1.5 standard deviations above average in 2005) and 0 days, 0 percent, and

0 percent, respectively. Countries with values outside the V_{\max} and V_{\min} range received ratings of either 0 or 10, accordingly.

Source: World Bank, *Doing Business*.

Eiii(d). Impartial Public Administration

This subcomponent is based on the “Rigorous and Impartial Public Administration” data from the V-Dem dataset. If nepotism, cronyism, and discrimination are widespread in the application of public administration, countries receive a lower score. The rating is equal to $(V_i - V_{\min}) / (V_{\max} - V_{\min})$ multiplied by 10. The V_i is the country’s state ownership score, while the V_{\max} and V_{\min} were set at 2.5 standard deviations above and below the average, respectively.

Source: V-Dem Institute, *Varieties of Democracy*.

Eiii(e). Licensing Restrictions

This subcomponent is based on the World Bank’s *Doing Business* data on the time in days and monetary costs required to obtain a license to construct a standard warehouse. Ratings of 0 to 10 were constructed for (1) the time cost (measured in number of calendar days required to obtain a license) and (2) the monetary cost of obtaining the license (measured as a share of per capita income). These two ratings were then averaged to arrive at the final rating for this subcomponent. The formula used to calculate the 0-to-10 ratings was $(V_{\max} - V_i) / (V_{\max} - V_{\min})$ multiplied by 10. V_i represents the time or money cost value. The values for V_{\max} and V_{\min} were set at 363 days and 2,763 percent (1.5 standard deviations above average in 2005) and 56 days (1.5 standard deviations below average in 2005) and 0 percent, respectively. Countries with values outside the V_{\max} and V_{\min} range received ratings of either 0 or 10, accordingly.

Source: World Bank, *Doing Business*.

Eiii(f). Cost of Tax Compliance

This subcomponent is based on the World Bank’s *Doing Business* data on the time required per year for a business to prepare, file, and pay taxes on corporate income, value added or sales taxes, and taxes on labor. The formula used to calculate the 0-to-10 ratings was $(V_{\max} - V_i) / (V_{\max} - V_{\min})$ multiplied by 10. V_i represents the time cost (measured in hours) of tax compliance. The values for V_{\max} and V_{\min} were set at 892 hours (1.5 standard deviations above average in 2005) and 0 hours, respectively. Countries with values outside the V_{\max} and V_{\min} range received ratings of either 0 or 10, accordingly.

Source: World Bank, *Doing Business*.

NOTES

1. That work can be found in the annual *Economic Freedom of the World* reports coauthored by James Gwartney, Robert Lawson, and Joshua Hall (Vancouver: Fraser Institute). See also Joshua Hall and Robert Lawson, “Economic Freedom of the World: An Accounting of the Literature,” *Contemporary Economic Policy* 32, no. 1 (2014): 1–19.
2. Some of those preliminary papers can be found in Fred McMahon, ed., *Towards a Worldwide Index of Human Freedom* (Vancouver: Fraser Institute, 2012).
3. John Locke, *Two Treatises of Civil Government*, Second Treatise, 1689, ed. Thomas Hollis (London: A. Millar et al., 1764; Liberty Fund, at Online Library of Liberty), <https://oll.libertyfund.org/pages/john-locke-two-treatises-1689>.
4. See George H. Smith, *The System of Liberty: Themes in the History of Classical Liberalism* (New York: Cambridge University Press, 2013), especially chapter 7 (pp. 133–51), on “The Idea of Freedom”; and Tom G. Palmer, *Realizing Freedom: Libertarian Theory, History, and Practice* (Washington: Cato Institute, 2009).
5. Isaiah Berlin, “Two Concepts of Liberty,” in Isaiah Berlin, *Four Essays on Liberty* (Oxford: Oxford University Press, 1969). The justification for relying on the concept of negative freedom is discussed at length in Fred McMahon, “Human Freedom from Pericles to Measurement,” in McMahon, *Towards a Worldwide Index of Human Freedom*.
6. See McMahon, “Human Freedom from Pericles to Measurement,” and Palmer, *Realizing Freedom*, especially chapter 3, “Freedom Properly Understood,” pp. 23–42, in which Palmer critiques Amartya Sen’s capability approach to defining freedom. See also Jean-Pierre Chauffour, *The Power of Freedom: Uniting Human Rights and Development* (Washington: Cato Institute, 2009).
7. McMahon, *Towards a Worldwide Index*, p. 3.
8. Democracy, as is widely believed, may be more consistent than other forms of government at safeguarding freedom, but many philosophers of freedom, such as Berlin, draw a distinction between freedom and democracy. See Berlin, “Two Concepts of Liberty.”
9. Gwartney et al., *Economic Freedom of the World: 1975–1995* (Vancouver: Fraser Institute, 1996), p. 12.
10. See McMahon, *Towards a Worldwide Index*.
11. F. A. Hayek, *The Constitution of Liberty* (Chicago: University of Chicago Press, 1960), p. 137.
12. Locke, *Two Treatises of Civil Government*, chap. VI, para. 57.

13. Hayek, *The Constitution of Liberty*, p. 154.
14. World Justice Project research team, *WJP Rule of Law Index 2012–2013* (Washington: World Justice Project, 2012); *WJP Rule of Law Index 2014* (Washington: World Justice Project, 2014); *WJP Rule of Law Index 2015* (Washington: World Justice Project, 2015); *WJP Rule of Law Index 2016* (Washington: World Justice Project, 2016); *WJP Rule of Law Index 2017–2018* (Washington: World Justice Project, 2018); *WJP Rule of Law Index 2019* (Washington: World Justice Project, 2019); and *WJP Rule of Law Index 2020* (Washington: World Justice Project, 2020). The *Rule of Law Index* provides data for 97 countries in its 2012–2013 edition, 99 countries in its 2014 edition, 102 countries in its 2015 edition, 113 countries in its 2016 edition, 113 countries in its 2017–2018 edition, 126 countries in its 2019 edition, and 128 countries in its 2020 edition. We apply data from the source on a two-year lag to account for the timing of when the data itself was collected. To derive Rule of Law ratings for the remaining countries in our index, we regressed the *WJP Rule of Law Index* measures we constructed with the rule of law measures from the World Bank’s Worldwide Governance Indicators.
15. For the exact survey questions the WJP used to derive these measures, see the “Methodology” section of the *WJP Rule of Law Index* website, worldjusticeproject.org/methodology.
16. Hayek, *The Constitution of Liberty*, p. 153.
17. McMahon brings up the problem of “how restrictions on freedom that are designed to enhance freedom should be measured” in the brief, “Some Issues Concerning the Scope of a Freedom Measure,” presented in a colloquium in Potsdam, Germany, in June 2010, organized by the Friedrich Naumann Foundation.
18. Because the 6 percent of the world’s population that is left out of the HFI because of lack of reliable data is concentrated in countries such as Cuba or North Korea that have low levels of freedom, the number of people deprived of freedom is somewhat larger than the bottom quartile estimate suggests.
19. To compare the same variables over time, we have omitted the legal gender indicator from these calculations since it only appears in the HFI as of 2015.
20. See Timothy McLaughlin, “Hong Kong’s Protesters Finally Have (Some) Power,” *Atlantic*, January 22, 2020.
21. Milton Friedman, foreword to *Economic Freedom of the World: 1975–1995*, by Gwartney et al., p. vii.

ABOUT THE AUTHORS

Ian Vásquez is vice president for international studies at the Cato Institute, director of Cato's Center for Global Liberty and Prosperity, and a columnist at *El Comercio*, a newspaper in Peru.

Fred McMahon is the Dr. Michael A. Walker research chair in economic freedom at the Fraser Institute in Canada. He manages the Economic Freedom of the World Network, an alliance of think tanks in nearly 100 nations and territories. The network produces the *Economic Freedom of the World Report*, an annual study that ranks nations on economic liberty. He is coauthor of the *Economic Freedom of North America*. He has worked on economic reform programs in more than a dozen nations and has authored several books and many articles on economic development, both academic and in the popular media. His book, *Looking the Gift Horse in the Mouth*, about damaging government intervention and spending, won the Sir Antony Fisher Memorial Award.

ABOUT THE COPUBLISHERS

Cato Institute

The Cato Institute is a public policy research foundation dedicated to broadening the parameters of public policy debate to allow consideration of more options that are consistent with the principles of limited government, individual liberty, and peace. To that end, the Institute strives to achieve greater involvement of the intelligent, concerned lay public in questions of policy and the proper role of government through an extensive program of publications and seminars. The Institute is based in Washington, DC.

Fraser Institute

Founded in 1974, the Fraser Institute is an independent research and educational organization with offices across Canada and international partners in over 90 nations and territories. Our mission is to improve the quality of life for Canadians, their families, and future generations by studying, measuring, and broadly communicating the effects of government policies, entrepreneurship, and choice on their well-being. Our work is financed by tax-deductible contributions from thousands of individuals, organizations, and foundations. In order to protect its independence, the Institute does not accept grants from government or contracts for research.



www.cato.org



www.fraserinstitute.org